


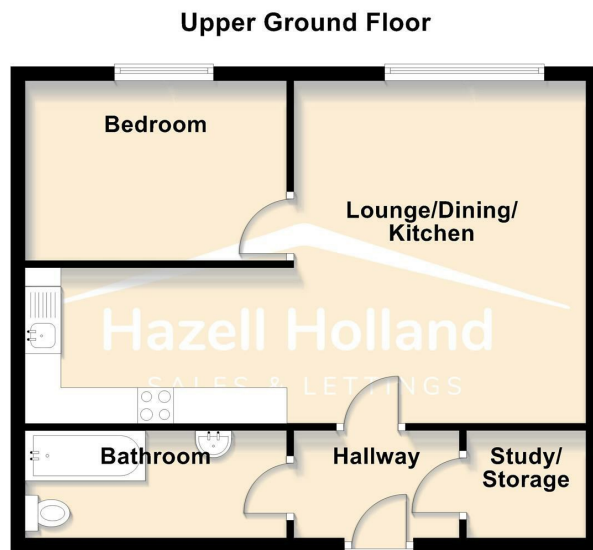


**1 Bedroom**  
purpose built flat  
centrally located  
for Welling High  
Street being sold  
with no chain

**£180,000**



**Hazell Holland**  
SALES & LETTINGS



### Communal Entrance

Part glazed communal door. Carpet. Stairs to upper ground floor flat.

### Entrance Hall

Hardwood entrance door. laminated wood floor. Entrance phone. 5'3 x 5'3 Large storage cupboard with hot water cylinder. Fuse box.

### Lounge

17' x 10'7 (5.18m x 3.23m) Double glazed window to side. Laminate wood floor. Storage heater.

### Kitchen Area

9'2 x 6'4 (2.79m x 1.93m) Laminate wood floor. Dimplex heater. Range wall and base units with built-in oven, hob and extractor fan. Plumbing for washing machine.

### Bedroom

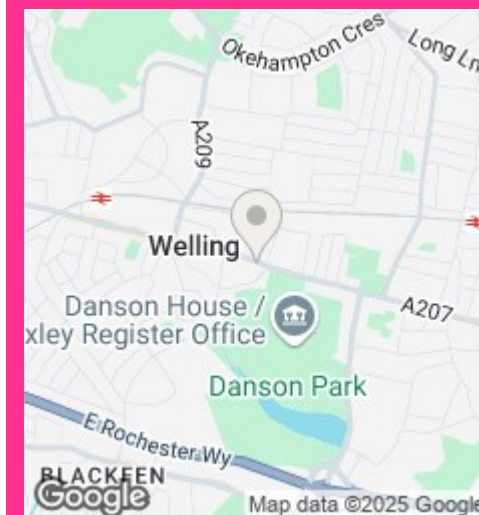
10'3 9'5 (3.12m 2.87m) Double glazed window to side. Laminate wood floor. Dimplex heater.

### Bathroom

8'3 x 5'2 (2.51m x 1.57m) Tiled floor. Extractor fan. Tiled splash backs. Wall heater. Medicine cabinet. Low level w.c. Panel bath with shower mixer tap and shower screen. Pedestal hand wash basin.

### Parking

We understand the property comes with a secure underground allocated parking space (To be confirmed by the Vendor's solicitor)



### CONTACT

2 Cornelia Place  
Erith  
Kent  
DA8 1RU

E: [info@hazell-holland.co.uk](mailto:info@hazell-holland.co.uk)  
T: 01322 907907  
[www.hazell-holland.co.uk](http://www.hazell-holland.co.uk)

