



THE  
FOUNDRY  
— PRINCE PHILIP PARK —

A STYLISH COLLECTION OF  
2, 3, & 4 BEDROOM HOMES TO RENT









# ENGINEERED FOR LIVING DESIGNED FOR LIFE

HOMES DESIGNED FOR THE MODERN FAMILY



Packaged Living is delighted to introduce our exceptional new rental development, The Foundry at Prince Philip Park, nestled in the heart of Bordon & Whitehill in the picturesque Hampshire countryside.

Situated on the historic grounds of the former Prince Phillip Barracks, at the gateway to the stunning South Downs National Park, The Foundry is at the centre of one of the UK's most ambitious regeneration projects, just a twelve-minute stroll from the high street.

This vibrant new community will benefit from a £1bn investment in the surrounding area, bringing a wealth of new facilities, including a dynamic town centre, leisure complex, cinema, and schools. Whether you're a young professional or a growing family, The Foundry offers a harmonious blend of traditional village life and urban convenience, ensuring an unparalleled rental experience, with homes available to rent from early 2025.





# MODERN RENTAL LIVING, EXPERTLY CRAFTED

DISCOVER A NEW WAY OF LIFE WITH PACKAGED LIVING

Packaged Living is the UK's leading provider of sustainable, high-quality rental homes, designed to deliver a best-in-class living experience for its communities.

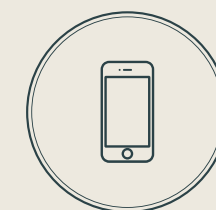
We redefine rental housing with a focus on resident satisfaction, offering exceptional service and professional, responsive management that goes beyond the typical buy-to-let model. Our homes are crafted to meet the needs of today's renters, combining flexibility, convenience, and community-focused design.

What sets us apart is our commitment to building long-term residency and cultivating a genuine sense of community. We see our customers as "residents" rather than "tenants," emphasising our dedication to their comfort, security, and peace of mind. Beyond providing beautifully designed spaces, we host community events throughout the year, such as BBQs, seasonal celebrations, and ice cream van visits on sunny days, creating a warm and lively environment where everyone feels at home.


Every home we build is crafted with meticulous attention to detail, ensuring flexibility and adaptability for all lifestyles across an array of two, three and four bedroom homes. Our open-plan living spaces are thoughtfully designed to maximise natural light and space, allowing you to enjoy every room to its fullest potential.

Sustainability is at the heart of our approach. Our energy-efficient homes come equipped with super-fast broadband from day one and other modern amenities without the hassle of extra contracts or paperwork. From the moment you move in, we make renting easy, comfortable, and environmentally conscious.

At The Foundry, our professionally managed homes come with the convenience of a dedicated resident app. This innovative app simplifies communication with community managers, streamlines maintenance requests, and provides useful insights about the local area. Whether you're settling in for the long term or just starting your journey, we are committed to providing a seamless and stress-free leasing experience. Plus, we're proudly pet-friendly!



BESPOKE RESIDENTS APP



PET FRIENDLY




PROFESSIONAL MANAGEMENT



FLEXIBLE RENTAL TERMS



SUPER-FAST BROADBAND



PRIVATE GARDENS







# WHERE INNOVATION BLENDS WITH DESIGN AND COMFORT



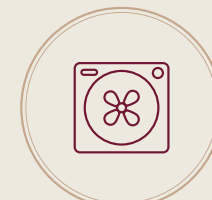

When you rent with Packaged Living, you'll enjoy all the advantages of an energy-efficient, cost-saving home without compromising comfort or quality.

Designed and built to sustainable environmental standards, every home we build is crafted to the highest standards, embodying a thoughtful blend of contemporary design and advanced, future-proof technology. Our properties are designed not only to minimise our collective carbon footprint but also to significantly reduce utility costs for our residents.


Our integration of TLJ locks to homes provide you with enhanced security and convenience through key-less entry, customizable access options, and the ability to manage access remotely. - ensuring a hassle-free experience, eliminating worries about lost keys or authorized access.

Our dedication to energy efficiency is evident in every aspect of our homes. Each property is highly insulated and equipped with air source heat pumps, a sustainable alternative to traditional gas boilers. A select number of homes benefit from solar panels and battery storage, efficiently providing renewable energy to power busy households, while vehicle EV charging stations come as standard in every home.


This unwavering commitment to sustainability ensures that living at The Foundry is not only environmentally responsible but also cost-effective, seeing you use less energy, reduce utility bills, and still enjoy the warm, inviting home you've always envisioned, creating a harmonious rental experience for all residents.



AIR SOURCE  
HEAT PUMP



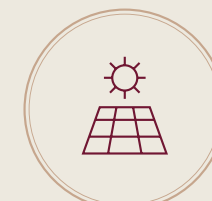
HIGHLY-EFFICIENT  
INSULATION



SMART  
THERMOSTATS



PARKING &  
EV CHARGING



RENEWABLE SOLAR/  
PHOTOVOLTAIC  
ENERGY



SMART TLJ  
LOCKS





# EVERY SPACE EXPERTLY CRAFTED FOR MODERN LIVING







# A HOME WITH WINNING FEATURES



Every home has a thoughtfully considered design that provides energy-efficient and low-maintenance modern living.

Enjoy the finishing touches, innovative features and unexpected flourishes. Show off your culinary flair in stylish kitchens with built-in appliances. Pamper yourself in sleek bathrooms with high-specification sanitary ware and kick back with the family in generously proportioned living spaces.

We do this because when you look for quality, it's the little things that make all the difference.



All W/Cs come partially tiled with a wall hung basin and a full pedestal with Chrome Click Waste and white WC.

High-quality white steel bath to all main bathrooms, including thermostatic overhead shower and Roman folding shower screen. Mirrored bathroom cabinet with integrated light and shaver socket to most bathrooms.



Batten holder light, power socket installed garages where applicable, with external 7kW car charging point as standard across all homes.

Timber boundary fencing or brick walls surrounding. Applicable homes have a dedicated bin store and external tap. Front and rear turfed gardens to most properties.



Stylish high-quality fully fitted Symphony kitchens in a variety of colours to choose from. Laminate worktops and upstand, with an off-white glass splashback. Integrated appliances including stainless steel oven, black four ring induction hob and dishwasher. Integrated fridge-freezer and extractor as standard.



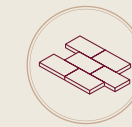
Walls and ceilings painted in white emulsion paint. All woodwork primed and finished in white satinwood. Double glazed windows are fitted with white Timber Battens and Steel curtain poles to all rooms excluding Kitchens and Bathrooms. Frosted windows in bathrooms.



White electrical sockets, switches and data points throughout. Quadplexer with 2 data modules in each living room.

Fire rated Downlights across hallway, kitchen and dining, lounge and bathrooms. Light with PIR sensor fitted to front of each property.

High-quality white moulded pre-finished internal doors with polished brass chrome door handles. MDF white window boards and Newark V groove painted skirting as standard. All master bedrooms feature large wardrobes with additional smaller wardrobe featured where applicable.



LVT bonded vinyl flooring to be fitted to kitchens, utility rooms and cloakrooms on the ground floor. Vinyl to continue throughout the open plan kitchen/dining rooms where applicable. Solution dyed carpet to remaining rooms, first floor bathrooms and en-suites to be tiled.



Grey, insulated front doors with secure TLJ Rezlock Electronic Lock system front door. Double-glazed white uPVC windows with Chrome handles. Galvanised retractable Steel framed garage doors where applicable in Dark Grey Anthracite or Signal Grey.






Valiant heat pumps with associated thermostats. Stelrad white radiators throughout and Chrome heated towel rail in most bathrooms.









# SITEMAP

## 2 BEDROOM HOMES

-  THE TINKERS
-  THE RIVET
-  THE BILLET
-  THE SENTRY



## 3 BEDROOM HOMES

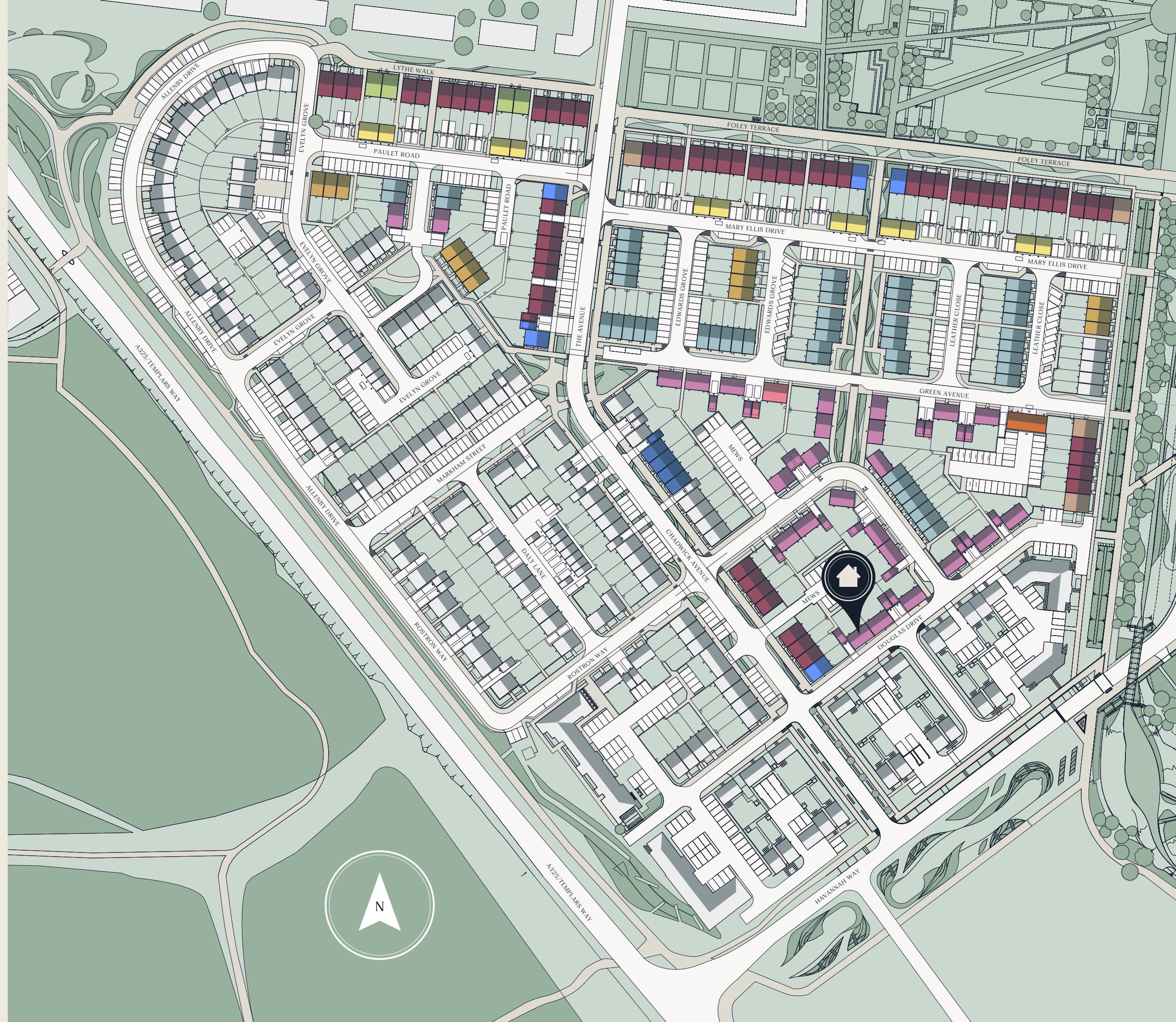
-  THE KEYSTONE
-  THE CAST
-  THE LATHE
-  THE ANVIL

## 4 BEDROOM HOMES

-  THE VANGUARD
-  THE KILN
-  THE VISE

## OTHER

-  UNAVAILABLE
-  SHOW HOME







# SHAPING THE FUTURE OF BORDON & WHITEHILL

The Foundry offers a tranquil escape with all the conveniences of modern village life. While rooted in history, Bordon & Whitehill is anything but stuck in the past. The town's bold masterplan is transforming it into a sustainable, vibrant, and forward-thinking destination for its growing community, where no detail has been overlooked.

This exciting transformation is already underway. A new state-of-the-art leisure centre with a six-lane swimming pool has been completed, while The Shed, a 7 minute walk away, offers a popular local hub, has become a dynamic space for arts, dining, and entertainment. Featuring artisan treats, a diverse events program, creative workspaces, and The Cube, a dedicated performance space. The Shed brings a lively, innovative energy to the community. Nearby, Phoenix Arts offers a thriving theatre scene with stage shows, workshops, and cinema screenings.



Looking ahead, the next phase of development will introduce 'The Mess', an entertainment and hospitality space featuring 15 bars and restaurants, providing plenty of dining options for residents. In addition, the town's ongoing transformation will include a new town square, medical centre, and enhanced parks and high street areas - further elevating Bordon's appeal as a vibrant, healthy, and desirable place to live.



# CREATING A LASTING IMPRESSION

The Foundry is perfectly positioned near a variety of schools and parks, making it an ideal choice for families with children of all ages.



Parents will appreciate the excellent selection of local schools, including the newly extended and improved Bordon Junior School, and a new primary school planned for the town centre. For older children, there's the brand-new, state-of-the-art Oakmoor Secondary School, along with plenty of nurseries like Cygnets and Forest Day Nursery for younger ones. With exceptional educational options just around the corner, you can rest easy knowing your children have access to top-tier learning close to home.

For when schools out, and outdoor adventures come about, The Foundry is within walking distance of Hogmoor Inclosure, the UK's third-largest nature reserve of its kind. This expansive 54-acre woodland is perfect for family walks, runs, wildlife spotting, picnics, and playtime, making it a haven for nature lovers, families and those with pets.

Whitehill & Bordon is also surrounded by abundant parks and green spaces, all part of the town's Green Loop, a network of scenic footpaths and cycleways that connect 150 hectares of natural beauty.

For the more adventurous, Frensham Pond offers year-round wild swimming - perfect for cooling off in the summer or braving the waters in winter. Thrill-seekers can also enjoy the nearby, popular Bordon Skate Park, offering exciting recreation for all ages.





# LOCAL LIVING AT ITS BEST

Your new home at The Foundry is perfectly located just over half a mile from Bordon's historic town centre, offering a vibrant cultural scene and a wide range of local amenities to meet your everyday needs.



Discover a variety of excellent restaurants, charming traditional pubs, unique independent shops, and a bustling farmers' market, all just minutes away. For your everyday grocery needs, a nearby Tesco Superstore, Morrisons, and Lidl offer convenience, while essentials like pharmacies and post offices are easily accessible—making daily errands effortless. There's truly something for everyone here.

Ideal for both commuters and adventurers, The Foundry provides easy access to the A3, A31, and M3, placing the scenic beauty of the Hampshire countryside, as well as nearby destinations like Haslemere, Frensham Pond, Alton, and Blacknest Country Club, just a short drive away.

For rail travellers, Liphook train station is under six miles away, offering direct services to London Waterloo in as little as an hour. You can also reach Guildford, Portsmouth, and Southampton in under an hour by road or rail. If you're a frequent flyer, Gatwick Airport is just over an hour's drive away, providing long-haul flights to global destinations, while Southampton Airport offers quick getaways to sunny holiday spots.

Don't miss your chance to be part of the vibrant, ever-evolving community at The Foundry, Prince Phillip Park, and experience the exciting future of Bordon & Whitehill.





# PERFECTLY LOCATED

## EDUCATION

1. Bordon Infant School	0.7 miles	3 mins drive
2. Bordon Junior School	0.7 miles	3 mins drive
3. Oakmoor Secondary School	0.5 miles	2 mins drive
4. Bordon Garrison Pre-School and Creche	0.7 miles	3 mins drive
5. Weyford Nursery and Primary Academy	1.1 miles	4 mins drive
6. Hollywater School	1.4 miles	5 mins drive
7. Cygnets Nursery	0.7 miles	3 mins drive
8. Forest Day Nursery	1.1 miles	5 mins drive

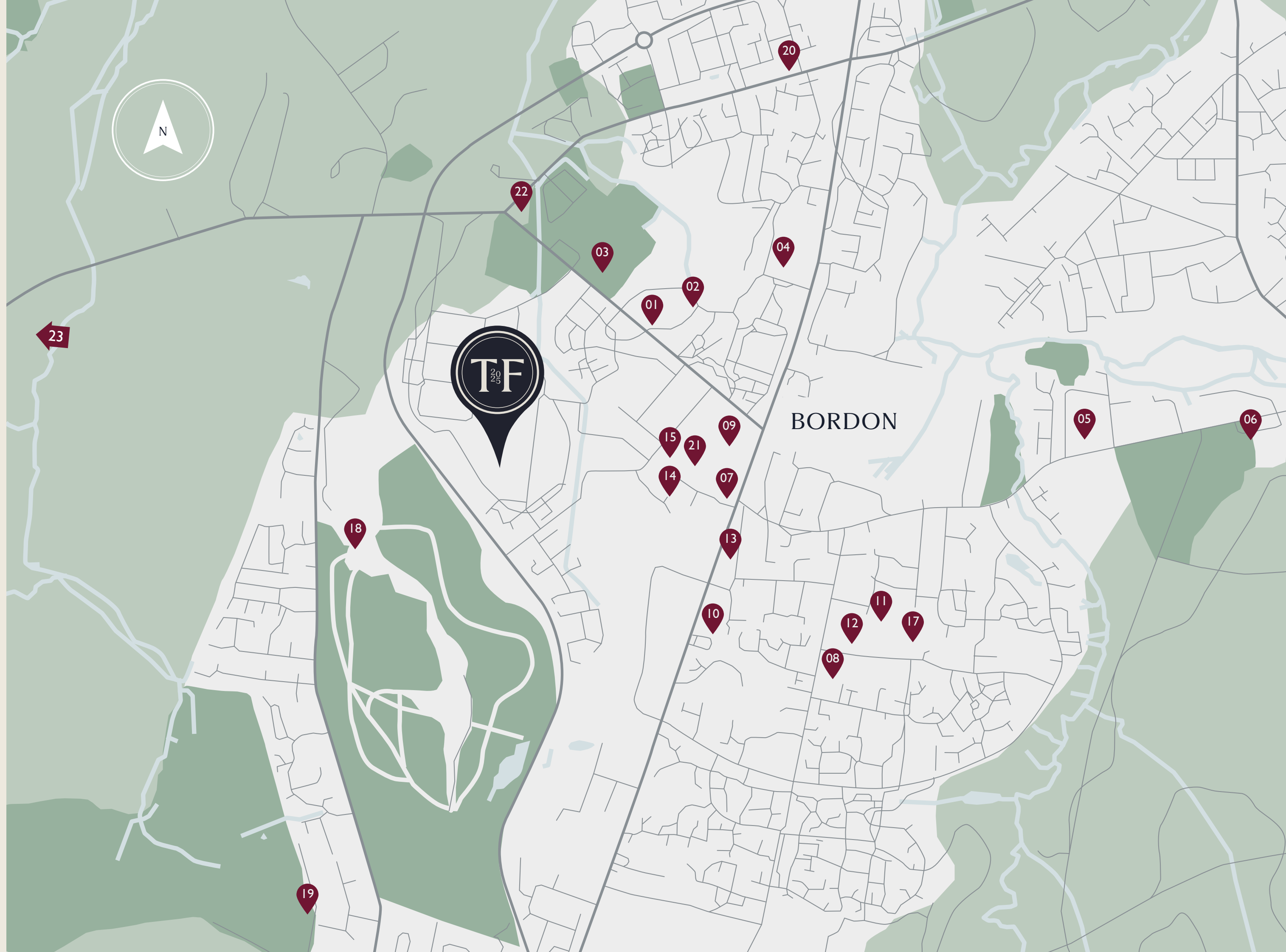
## RETAIL & ESSENTIALS

9. The Town Park	0.5 miles	2 mins drive
10. Tesco SuperStore	0.8 miles	4 mins drive
11. Morrisons Daily	1 mile	5 mins drive
12. Lidl	1 mile	5 mins drive
13. The Hardy's Shopping Centre	0.6 miles	3 mins drive

## FITNESS & LEISURE

14. Whitehill & Bordon Leisure Centre	0.3 miles	2 mins drive
15. The Shed	0.3 miles	2 mins drive
16. Mercer's Gym	0.6 miles	3 mins drive
17. Anytime Fitness	1 mile	4 mins drive
18. Hogmoor Inclosure	1.4 miles	5 mins drive
19. Blackmoor Golf Club	1.9 miles	7 mins drive
20. Phoenix Arts	1.2 miles	4 mins drive
21. The Cube	0.3 miles	1 min drive
22. Bordon Skate Park	0.9 miles	2 mins drive
23. The Hanger Free House	2.5 miles	5 mins drive

\* ALL POSITIONS ON THE MAP ARE APPROXIMATE VIA GOOGLE MAPS





## TRAVEL BY TRAIN

1. Liphook Station	5.8 miles	15 mins drive
2. Haslemere Station	11 Miles	18 min drive
3. Bentley Station	6.1 Miles	12 min drive
4. Alton Station	8 miles	16 mins drive

## COLLEGES & UNIVERSITIES

5. Alton College	8.4 miles	19 mins drive
6. Churcher's College	9.3 miles	15 mins drive
7. University of Winchester	25 miles	45 min drive
8. University Of Surrey	22.3 miles	28 min drive

## LEISURE

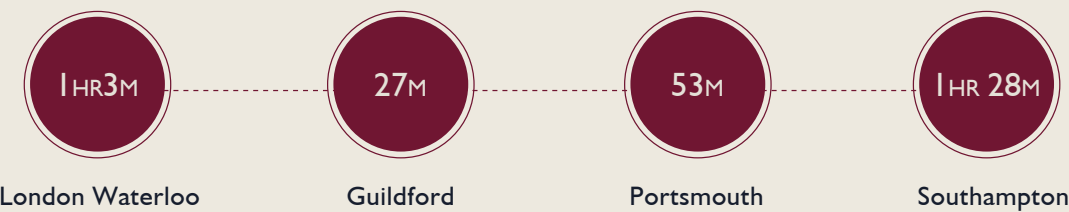
9. Hollycombe Steam in the Country	7 miles	19 mins drive
10. Frensham Pond	5.9 miles	17 mins drive
11. Alpine Snowsports	12.8 miles	26 mins drive
12. Haslemere	11.3 miles	20 mins drive
13. Blacknest Golf & Country Club	4.5 miles	10 mins drive
14. Black Down National Trust	10.7 miles	24 mins drive

\* ALL POSITIONS ON THE MAP ARE APPROXIMATE VIA GOOGLE MAPS

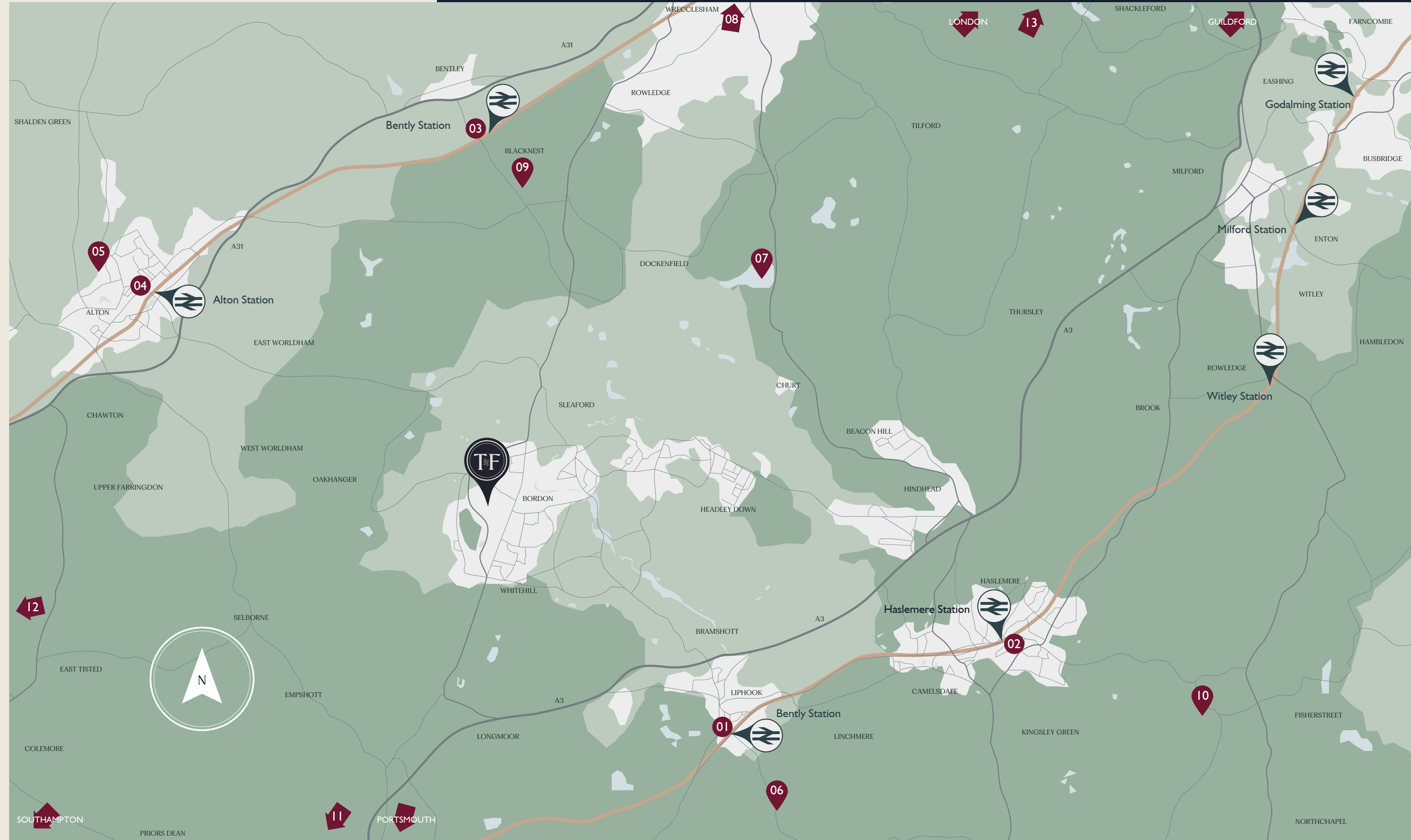
## BY CAR



## BY TRAIN VIA LIPHOOK STATION



\* ALL TIMES ARE APROXIMATE AND HAVE BEEN TAKEN FROM GOOGLE MAPS.







# CRAFT YOUR STORY AT THE FOUNDRY



FOR MORE INFORMATION  
OR TO ARRANGE A VIEWING


Call: 0300 124 6769  
Email: [info@thefoundrybordon.co.uk](mailto:info@thefoundrybordon.co.uk)

[thefoundrybordon.co.uk](http://thefoundrybordon.co.uk)

The Foundry  
682, Douglas Drive  
Prince Phillip Park  
Bordon  
GU35 9FE

Join our social community  
[@thefoundrybordon](#)

CGI images are indicative only, landscaping and boundary finishes vary by plot.  
All the particulars in this brochure were correct at time of production.

 DESIGNED BY SOCIETYSTUDIOS.CO.UK





