



































OH
MY
DOG

wash

dry







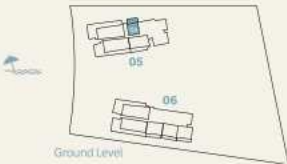






1-Bedroom

KEY PLAN

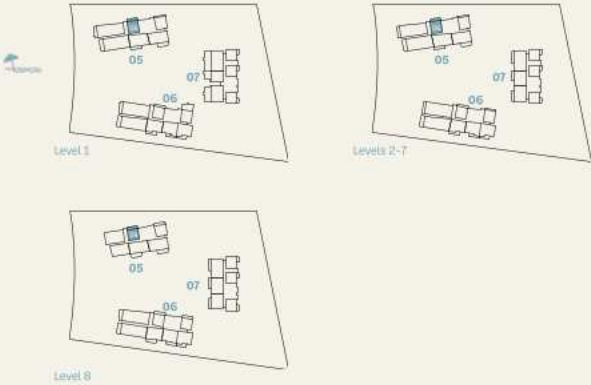


BUILDING	UNIT NUMBER	SUITE AREA NIA		BALCONY AREA		TOTAL AREA NSA	
		SQM	SQFT	SQM	SQFT	SQM	SQFT
5	G04	71.47	769.30	23.50	252.95	94.97	1,022.25



1-Bedroom

KEY PLAN

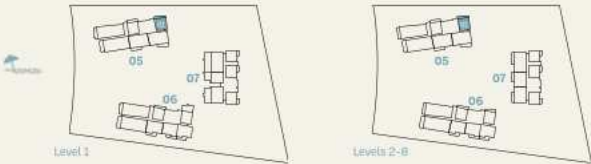


BUILDING	UNIT NUMBER	SUITE AREA NIA		BALCONY AREA		TOTAL AREA NSA	
		SQM	SQFT	SQM	SQFT	SQM	SQFT
5	106 206 306 406 506 606 706 804	71.48	769.40	17.95	193.21	89.43	962.61



1-Bedroom

KEY PLAN

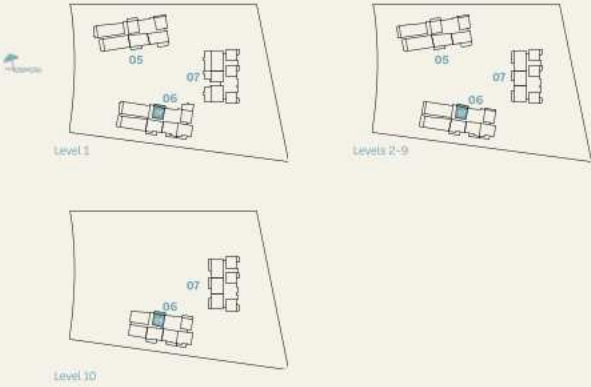


BUILDING	UNIT NUMBER	SUITE AREA NIA		BALCONY AREA		TOTAL AREA NSA	
		SQM	SQFT	SQM	SQFT	SQM	SQFT
5	101 201 301 401 501 601 701 801	71.94	774.36	19.02	204.73	90.96	979.09



1-Bedroom

KEY PLAN

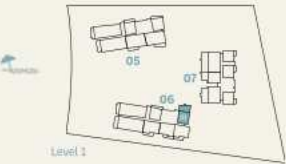


BUILDING	UNIT NUMBER	SUITE AREA NIA		BALCONY AREA		TOTAL AREA NSA	
		SQM	SQFT	SQM	SQFT	SQM	SQFT
6	107 207 307 407 507 607 707 807 907 1005	71.23	766.71	18.25	196.44	89.48	963.15



1-Bedroom

KEY PLAN

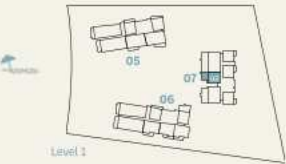


BUILDING	UNIT NUMBER	SUITE AREA NIA		BALCONY AREA		TOTAL AREA NSA	
		SQM	SQFT	SQM	SQFT	SQM	SQFT
6	101	71.66	771.34	54.17	583.08	125.83	1,354.42



1-Bedroom

KEY PLAN

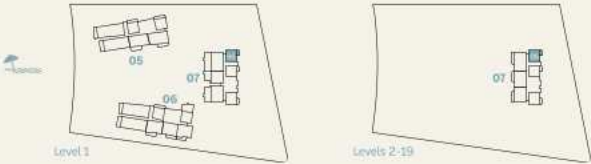


BUILDING	UNIT NUMBER	SUITE AREA NIA		BALCONY AREA		TOTAL AREA NSA	
		SQM	SQFT	SQM	SQFT	SQM	SQFT
7	103	78.59	845.94	41.75	449.39	120.34	1,295.33



1-Bedroom

KEY PLAN

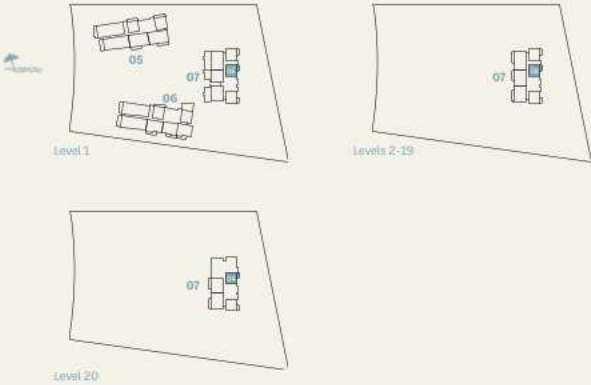


BUILDING	UNIT NUMBER	SUITE AREA NIA		BALCONY AREA		TOTAL AREA NSA	
		SQM	SQFT	SQM	SQFT	SQM	SQFT
7	105 205 305 405 505 605 705 805 905 1005 1105 1205 1305 1405 1505 1605 1705 1805 1905	71.59	770.59	8.47	91.17	80.06	861.76



1-Bedroom

KEY PLAN

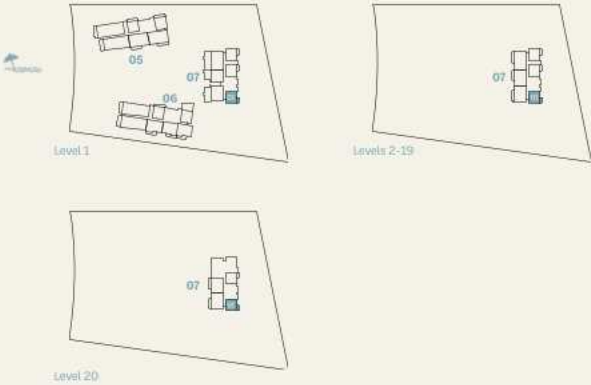


BUILDING	UNIT NUMBER	SUITE AREA NIA		BALCONY AREA		TOTAL AREA NSA	
		SQM	SQFT	SQM	SQFT	SQM	SQFT
7	106 206 306 406 506 606 706 806 906 1006 1106 1206 1306 1406 1506 1606 1706 1806 1906 2004	71.23	766.71	9.42	101.40	80.65	868.11



1-Bedroom

KEY PLAN

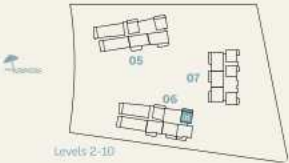


BUILDING	UNIT NUMBER	SUITE AREA NIA		BALCONY AREA		TOTAL AREA NSA	
		SQM	SQFT	SQM	SQFT	SQM	SQFT
7	101 201 301 401 501 601 701 801 901 1001 1101 1201 1301 1401 1501 1601 1701 1801 1901 2001	71.71	771.88	8.47	91.17	80.18	863.05



1-Bedroom

KEY PLAN

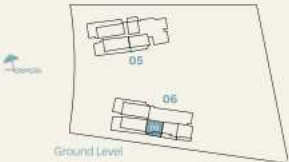


BUILDING	UNIT NUMBER	SUITE AREA NIA		BALCONY AREA		TOTAL AREA NSA	
		SQM	SQFT	SQM	SQFT	SQM	SQFT
6	201 301 401 501 601 701 801 901 1001	71.66	771.34	19.02	204.73	90.68	976.07



2-Bedroom

KEY PLAN

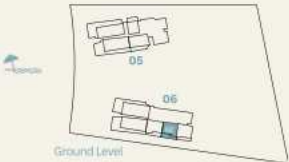


BUILDING	UNIT NUMBER	SUITE AREA NIA		BALCONY AREA		TOTAL AREA NSA	
		SQM	SQFT	SQM	SQFT	SQM	SQFT
6	G03	101.63	1093.94	30.57	329.05	132.20	1,422.99



2-Bedroom

KEY PLAN

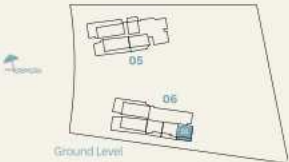


BUILDING	UNIT NUMBER	SUITE AREA NIA		BALCONY AREA		TOTAL AREA NSA	
		SQM	SQFT	SQM	SQFT	SQM	SQFT
6	G02	101.61	1093.72	30.68	330.24	132.29	1,423.96



2-Bedroom

KEY PLAN

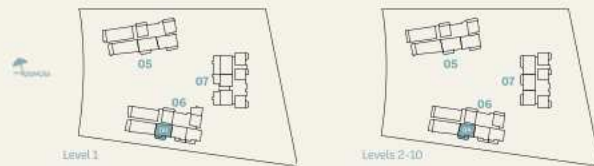


BUILDING	UNIT NUMBER	SUITE AREA NIA		BALCONY AREA		TOTAL AREA NSA	
		SQM	SQFT	SQM	SQFT	SQM	SQFT
6	G01	102.68	1105.24	29.07	312.91	131.75	1,418.15



2-Bedroom

KEY PLAN



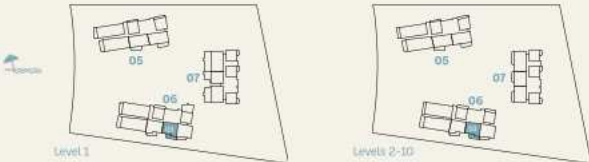
BUILDING	UNIT NUMBER	SUITE AREA NIA		BALCONY AREA		TOTAL AREA NSA	
		SQM	SQFT	SQM	SQFT	SQM	SQFT
6	104	101.59	1093.51	19.76	212.69	121.35	1,306.20

BUILDING	UNIT NUMBER	SUITE AREA NIA		BALCONY AREA		TOTAL AREA NSA	
		SQM	SQFT	SQM	SQFT	SQM	SQFT
6	204 304 404 504 604 704 804 904 1004	101.59	1093.51	19.75	212.59	121.34	1,306.10



2-Bedroom

KEY PLAN

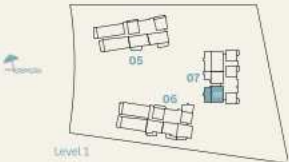


BUILDING	UNIT NUMBER	SUITE AREA NIA		BALCONY AREA		TOTAL AREA NSA	
		SQM	SQFT	SQM	SQFT	SQM	SQFT
6	103 203 303 403 503 603 703 803 903 1003	101.52	1092.75	19.87	213.88	121.39	1,306.63



2-Bedroom

KEY PLAN

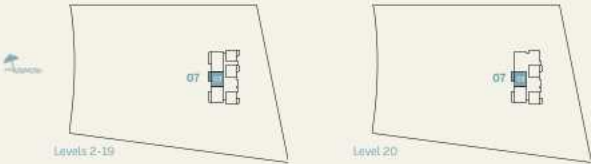


BUILDING	UNIT NUMBER	SUITE AREA NIA		BALCONY AREA		TOTAL AREA NSA	
		SQM	SQFT	SQM	SQFT	SQM	SQFT
7	102	102.44	1102.65	65.83	708.59	168.27	1,811.24



2-Bedroom

KEY PLAN

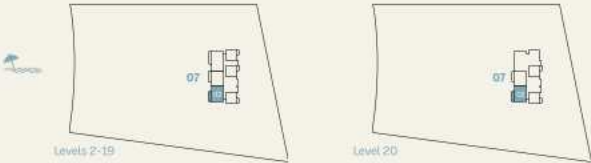


BUILDING	UNIT NUMBER	SUITE AREA NIA		BALCONY AREA		TOTAL AREA NSA	
		SQM	SQFT	SQM	SQFT	SQM	SQFT
7	203 303 403 503 603 703 803 903 1003 1103 1203 1303 1403 1503 1603 1703 1803 1903 2003	102.11	1099.10	19.62	211.19	121.73	1,310.29



2-Bedroom

KEY PLAN



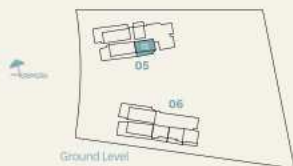
BUILDING	UNIT NUMBER	SUITE AREA NIA		BALCONY AREA		TOTAL AREA NSA	
		SQM	SQFT	SQM	SQFT	SQM	SQFT
7	202 302 402 502 602 702 802 902 1002 1102 1202 1302 1402 1502 1602 1702 1802 1902 2002	102.33	1101.47	20.42	219.80	122.75	1,321.27



TYPE K

2-Bedroom

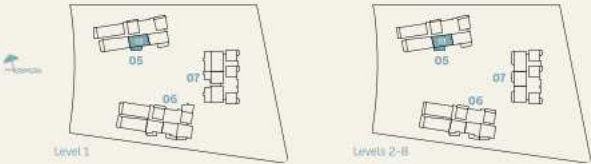
KEY PLAN



BUILDING	UNIT NUMBER	SUITE AREA NIA		BALCONY AREA		TOTAL AREA NSA	
		SQM	SQFT	SQM	SQFT	SQM	SQFT
5	G01	123.34	1327.62	40.65	437.55	163.99	1,765.17

2-Bedroom

KEY PLAN



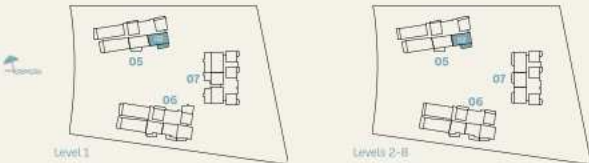
BUILDING	UNIT NUMBER	SUITE AREA NIA		BALCONY AREA		TOTAL AREA NSA	
		SQM	SQFT	SQM	SQFT	SQM	SQFT
5	103 203 303 403 503 603 703 803	123.19	1326.01	25.82	277.92	149.01	1,603.93



2-Bedroom



KEY PLAN

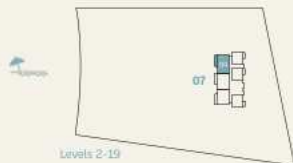


BUILDING	UNIT NUMBER	SUITE AREA NIA		BALCONY AREA		TOTAL AREA NSA	
		SQM	SQFT	SQM	SQFT	SQM	SQFT
5	102 202 302 402 502 602 702 802	122.85	1322.35	25.98	279.65	148.83	1,602.00

TYPE P

2-Bedroom

KEY PLAN



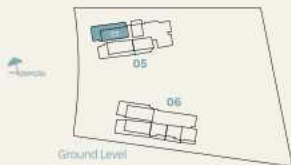
BUILDING	UNIT NUMBER	SUITE AREA NIA		BALCONY AREA		TOTAL AREA NSA	
		SQM	SQFT	SQM	SQFT	SQM	SQFT
7	204 304 404 504 604 704 804 904 1004 1104 1204 1304 1404 1504 1604 1704 1804 1904	122.17	1315.03	28.85	310.54	151.02	1,625.57

TYPE A

3-Bedroom



KEY PLAN



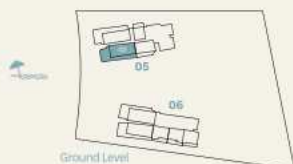
BUILDING	UNIT NUMBER	SUITE AREA NIA		BALCONY AREA		TOTAL AREA NSA	
		SQM	SQFT	SQM	SQFT	SQM	SQFT
5	G03	168.96	1818.67	167.87	1806.94	336.83	3,625.61

TYPE B

3-Bedroom



KEY PLAN



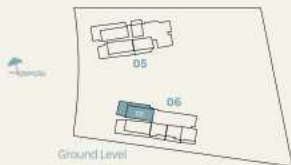
BUILDING	UNIT NUMBER	SUITE AREA NIA		BALCONY AREA		TOTAL AREA NSA	
		SQM	SQFT	SQM	SQFT	SQM	SQFT
5	G02	168.91	1818.13	140.07	1507.70	308.98	3,325.83

TYPE C

3-Bedroom



KEY PLAN



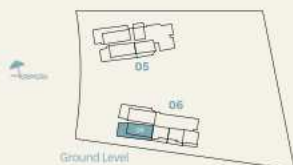
BUILDING	UNIT NUMBER	SUITE AREA NIA		BALCONY AREA		TOTAL AREA NSA	
		SQM	SQFT	SQM	SQFT	SQM	SQFT
6	G05	168.97	1818.78	138.50	1490.80	307.47	3,309.58

TYPE D

3-Bedroom



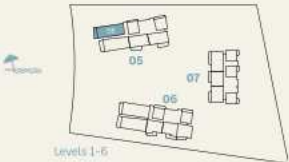
KEY PLAN



BUILDING	UNIT NUMBER	SUITE AREA NIA		BALCONY AREA		TOTAL AREA NSA	
		SQM	SQFT	SQM	SQFT	SQM	SQFT
6	G04	168.83	1817.27	137.98	1485.20	306.81	3,302.47

3-Bedroom

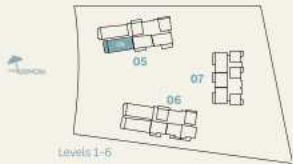
KEY PLAN



BUILDING	UNIT NUMBER	SUITE AREA NIA		BALCONY AREA		TOTAL AREA NSA	
		SQM	SQFT	SQM	SQFT	SQM	SQFT
5	105 205 305 405 505 605	168.80	1816.95	25.96	279.43	194.76	2,096.38

3-Bedroom

KEY PLAN



BUILDING	UNIT NUMBER	SUITE AREA NIA		BALCONY AREA		TOTAL AREA NSA	
		SQM	SQFT	SQM	SQFT	SQM	SQFT
5	104	168.28	1811.35	26.86	289.12	195.14	2,100.47

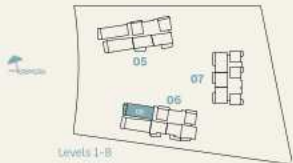
BUILDING	UNIT NUMBER	SUITE AREA NIA		BALCONY AREA		TOTAL AREA NSA	
		SQM	SQFT	SQM	SQFT	SQM	SQFT
5	204 304 404 504 604	168.71	1815.98	26.42	284.38	195.13	2,100.36

TYPE G

3-Bedroom



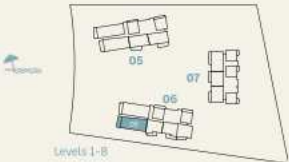
KEY PLAN



BUILDING	UNIT NUMBER	SUITE AREA NIA		BALCONY AREA		TOTAL AREA NSA	
		SQM	SQFT	SQM	SQFT	SQM	SQFT
6	106 206 306 406 506 606 706 806	168.68	1815.66	26.07	280.62	194.75	2,096.28

3-Bedroom

KEY PLAN



BUILDING	UNIT NUMBER	SUITE AREA NIA		BALCONY AREA		TOTAL AREA NSA	
		SQM	SQFT	SQM	SQFT	SQM	SQFT
6	105 205 305 405 505 605 705 805	168.72	1816.09	25.05	269.64	193.77	2,085.73