

CLEMENTINE LODGE

BICESTER

Exclusively for the over 60s




Churchill
Living
Your lifestyle • Your choice



Computer generated illustration of the gardens

WELCOME TO CLEMENTINE LODGE

Clementine Lodge is a beautiful collection of 41 one and two bedroom apartments exclusively for the over 60s. The Lodge benefits from a communal Owners' Lounge with a coffee bar, and a Guest Suite for visiting friends and family to stay. The attractive communal gardens provide you with outside space to enjoy with your neighbours.

At Clementine Lodge, you can say goodbye to maintenance. The communal upkeep and maintenance of the development including the gardens are all taken care of for you. You can forget about all those irritating, time-consuming jobs when you move into your new apartment.

Your Lodge Manager will be on hand, and activities are organised to take part in if you choose, giving you a ready made social life when you want it, and the option of peace

and quiet whenever you like. The choice is yours. We understand that safety and security is of paramount importance to our customers, living in a Churchill apartment means you'll be able to close your front door in complete confidence knowing that your apartment will be safe.

If you're seeking a comfortable and safe environment where you can maintain your independence, Churchill Living is the perfect choice.



YOUR LIFESTYLE • YOUR CHOICE

“

We are proud to say we have a trusted, quality product so you can be sure you're in safe hands. Churchill is a family run, independent company so family values are embedded throughout the business, meaning passion, pride and quality underpin everything we do.

We have achieved a number of prestigious industry awards for our product, our people and our exceptional levels of customer service. Our consistent awards success reflects the confidence our Owners have in the business.

To understand the concept of independent living for the over 60s, we encourage you to visit Clementine Lodge to see for yourself our product and the lifestyle you could be enjoying.

”

Spencer J. McCarthy
Chairman and Chief
Executive Officer

Clinton J. McCarthy
Managing Director

Typical living room



INTRODUCING YOUR NEW APARTMENT

Clementine Lodge is designed with you in mind. Your own apartment gives you privacy, when you want it, but a communal Owners' Lounge opens up a whole new social life with like-minded neighbours when you wish.

To give you more time to enjoy life, maintenance and upkeep of the development is taken care of for you. The safety and security features in your apartment, along with the running costs of the Lodge are covered by your service charge, so you can budget with confidence.

Beautifully landscaped grounds are all maintained for you and are ideal for enjoying a cup of tea with the neighbours, or your family and friends. What's more, there is a Lodge Manager on hand to ensure everything is running smoothly.

The heating system in your apartment consists of contemporary electric panel radiators. The slim panel radiators include an easy to use programmer and thermostat so that you can set each room differently.

Shower rooms feature low-level shower trays and easy turn taps, while kitchens include a waist height oven and hob as standard. You'll find a walk-in wardrobe in the bedroom and open space in the living room.

The electricity at this development is supplemented by photo voltaic (PV) solar panels. This helps to reduce electricity bills and ultimately reduces our carbon emissions to help the environment.

“

From the Lodge Manager, to friendly neighbours, life at Churchill is more than just an apartment.

”



Sheep Street

LOCATION IS EVERYTHING

EVERYTHING YOU NEED ON YOUR DOORSTEP

Clementine Lodge is a beautiful development of 41 one and two-bedroom apartments, ideally located on St John's Street in the historic market town of Bicester. Located to the north of Oxford, Bicester is well connected to major towns and cities including Oxford, Birmingham & London with two mainline railway stations and by road via the M40.

Pioneer Square the town's modern shopping centre is just a short walk from Clementine Lodge and includes a supermarket, library, and cinema. It is connected to the Crown Walk mall and is close to the pedestrianised Sheep Street which has a selection of banks, cafes, chemist and hairdressers as well as dentists and a Post Office.

Also a short walk away is Church Street, a charming conservation area which is home to a selection of independent shops and restaurants as well as a number of doctors surgeries. The famous Bicester Village Shopping Centre is less than a mile away, where you will discover a modern shopping complex offering luxury goods and designer clothes with heavily discounted prices. Close by is Garth Park, the 'jewel in the crown' as far as parks and open spaces are concerned in Bicester! It boasts magnificent, award-winning formal gardens, a stunning traditional bandstand, areas of open space and a children's play area, perfect for an afternoon stroll or picnics with the family. The park hosts many activities including a Teddy Bears Picnic, Sunday band concerts and various community events.

Clementine Lodge was named further to a naming competition in the local community and in honour of Prime Minister Winston Churchill's wife, Clementine Churchill who had strong connections to nearby Blenheim Palace throughout her life.




Bicester Village




Garth Park, Bicester

LOCAL AMENITIES

What is close to Clementine Lodge?


 Bank
0.3 miles

 Bus Stop
0.1 miles

 Café
0.3 miles


 Dentist
0.2 miles

 Doctors
0.5 miles

 Hairdressers
0.1 miles


 Library
0.1 miles

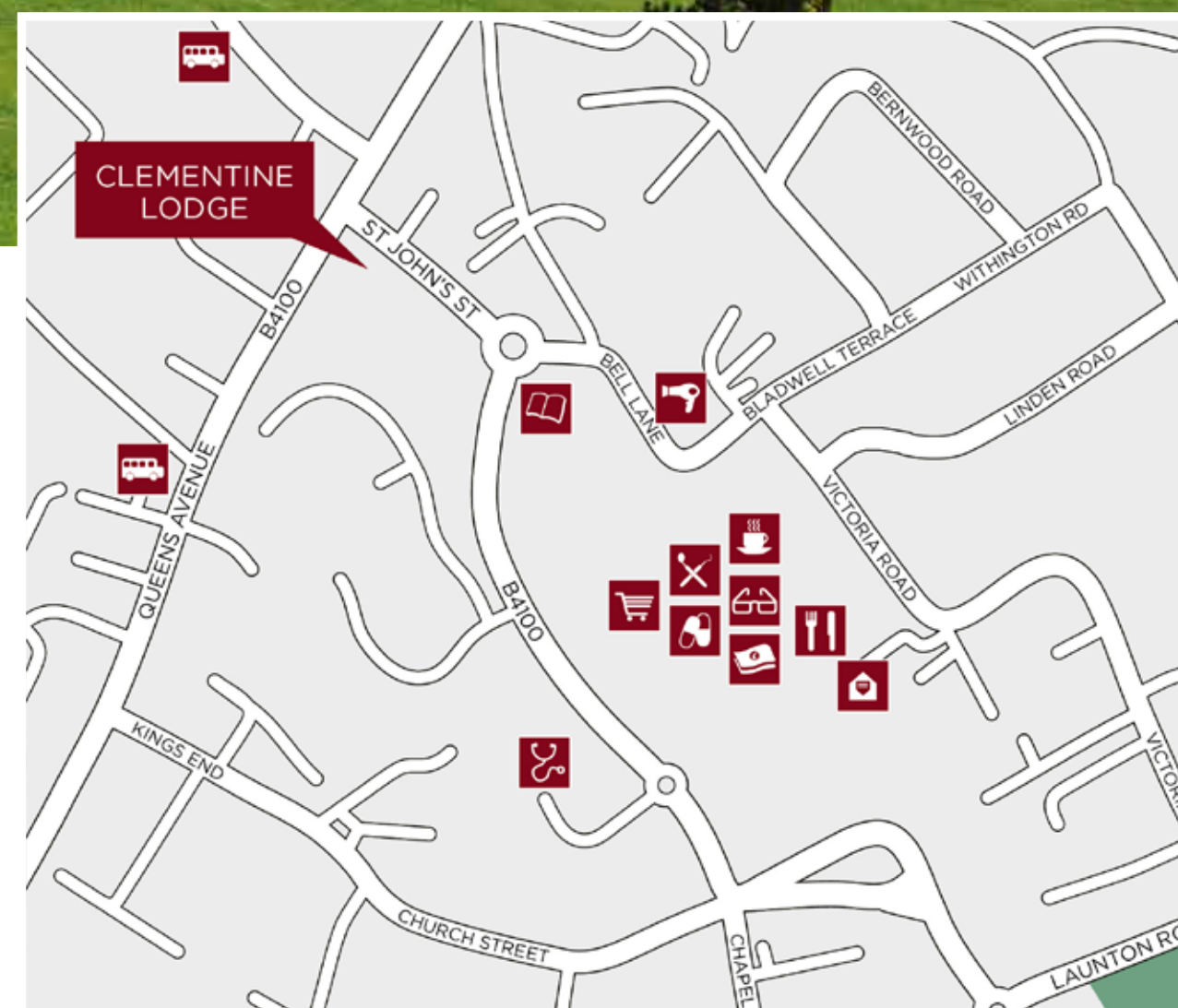
 Opticians
0.3 miles

 Pharmacy
0.3 miles

 Post Office
0.4 miles

 Restaurant
0.3 miles

 Supermarket
0.2 miles



CLEMENTINE LODGE

A beautiful development of 41 apartments

First Floor



Second Floor



Third Floor



Site Plan and Ground Floor

- | | | |
|-------------------------|---------------|----------------|
| ■ One bedroom apartment | CB Coffee Bar | SS Smoke Shaft |
| ■ Two bedroom apartment | O Office | ST Store |
| □ Communal areas | P Plant room | U Utility |
| | R Reception | WC Communal WC |

Balconies on selected apartments

TYPICAL ONE BEDROOM APARTMENT LAYOUT

Kitchen	7'8" x 8'11"	2325mm x 2715mm
Living room	11'8" x 17'6"	3555mm x 5340mm
Shower room	8'0" x 6'9"	2450mm x 2065mm
Bedroom	9'1" x 16'9"	2770mm x 5115mm



TYPICAL TWO BEDROOM APARTMENT LAYOUT

Kitchen	8'1" x 8'3"	2475mm x 2515mm
Living room	11'10" x 15'10"	3600mm x 4815mm
Bathroom	6'11" x 7'7"	2100mm x 2310mm
En suite	7'10" x 7'7"	2390mm x 2310mm
Bedroom one	9'2" x 14'0"	2790mm x 4275mm
Bedroom two	9'1" x 13'0"	2760mm x 3970mm



WHAT'S INCLUDED AS STANDARD?

APARTMENT SPECIFICATION

While we tailor each development to be unique in its own way, it's also important that we always provide a certain set of features chosen to meet our Owners' needs.

We are constantly listening to our Customers to ensure we are learning from them and improving.

These are just some of the elements we include on our developments each informed by our Customers and our experience.



SECURITY & SAFETY

- Video entry system
- Intruder alarm
- Mains-connected smoke detectors
- 24-hour support system
- Multi-point locking system to front door of apartment

KITCHEN

- Integrated electric waist-height oven
- Ceramic hob
- Stainless steel sink with chrome mixer tap
- Slip-resistant flooring
- Provisions for a washer/dryer and dishwasher

INTERIOR

- Walk-in wardrobes to main bedroom*
- Fitted mirror wardrobes#
- Illuminated light switches
- Safety locks on windows
- Energy-efficient, low-carbon, economical heating system
- Hallway storage cupboard
- Wide doorways for full accessibility

BATHROOM / SHOWER ROOM

- Easy turn mixer taps
- Heated chrome towel rail
- Under sink vanity unit
- Mirrored wall unit with integrated shaver point
- Low level shower tray
- Thermostatic shower
- Slip-resistant flooring

EXTERNAL & COMMUNAL AREAS

- Free parking
- Landscaped grounds
- Lodge Manager to assist with the daily running of the Lodge
- Owners' Lounge and coffee bar with communal Wi-Fi
- Lift to all floors
- Guest Suite for visitors
- Online shopping service for groceries available through the Lodge Manager, if required
- Refuse store
- Secure door entry system
- Buggy storage
- Fully maintained external areas



OUR COMMITMENT TO YOU

We are delighted to be the only major housebuilder to offer a **3 year warranty period** as standard. The decision to extend our warranty from 2 years to 3 years underlines our confidence and commitment to our Owners. Every new Churchill apartment also comes with a 10 year NHBC warranty.

#Where a walk-in wardrobe is not provided.

*Selected apartments, please ask the Sales Executive for more details.



When surveyed
85% of Customers
gave Churchill 8
out of 10 or higher
for their “overall
moving experience”

FEEL SAFE & SECURE

SIMPLY SIT BACK, RELAX AND ENJOY YOUR LIFESTYLE

We take the time to consider the little details; the ones that often make the biggest difference.

We fit all of our apartments with a careline support system. This is connected to a 24-hour support service, so in the event of an emergency, you have direct contact with either the Lodge Manager, or a member of the call-centre team, 24 hours a day, 365 days a year.

The system can be used for calls to keep in touch with your neighbours, and it also provides video door entry, allowing you to view any visitors on a display screen before you choose to let them into the main entrance. An intruder alarm is fitted protecting the front door of your apartment, while ground floor apartments have additional sensors fitted, giving you that extra peace of mind. Fire and smoke detectors are fitted in communal areas and within your apartment, so you feel really safe and secure.

The welcoming Owners' Lounge is home to a variety of events, from cheese and wine evenings to keep fit classes, and is a popular spot for a catch up with your neighbours and friends, or for settling in a quiet corner to enjoy a good book.

Each Lodge has a Guest Suite which Owners can book for friends and family who wish to stay overnight, meaning no worries about making up the spare room. Owners can also book the Guest Suites in any other Churchill development throughout the UK.






AWARD WINNING PROPERTY MANAGEMENT

SERVICE YOU CAN TRUST

All Churchill Living developments are looked after by Churchill Estates Management, our own property management company. The Lodge Manager takes care of the day-to-day running of the development. They can answer any queries and help keep an eye on your apartment if you go away. Many of our Owners see their Lodge Manager as a friendly neighbour they can call upon, and someone who is there to offer a helping hand, should they need it.

A TRANSPARENT APPROACH

We are completely open and transparent when it comes to costs, with no hidden charges, so you don't have to worry about unexpected bills. Our Sales team will be able to give you a breakdown of specific charges, so that you can see exactly how much everything costs and when it is payable.



When you come to sell your apartment 1% of the gross sale price achieved or 1% of the open market value if subletting is payable to a Contingency Fund which is held in a fund on behalf of all Owners at the Lodge to help with future repair and replacement costs.

“
The community is so warm and welcoming, it's like one big family. The Lodge Manager is wonderful, so kind and helpful and organises lots of great activities and social events at the Lodge.

”

A further 2% of the gross sale price will be payable as a Community Event Fee to Churchill Living, to help fund the provision of the communal areas which are a key feature in the development.

ENHANCE YOUR LIFESTYLE WITH CHURCHILL

SAY GOODBYE TO MAINTENANCE

Maintaining a large house and garden will be a thing of the past, as the communal maintenance and upkeep of the development including the gardens are all taken care of for you. All those time-consuming jobs like window cleaning are now someone else's problem. Your new, low maintenance lifestyle will mean more time for you to enjoy doing the things you love.

RELAX, YOU'RE IN SAFE HANDS

We have won numerous awards for our Customer service and the way we operate, and we are proud to say we put our Customers at the heart of everything we do. With over 90%† of Customers saying they would recommend us to a family member or friend (*Home Builders Federation (HBF) Customer Satisfaction Survey*) it's no wonder we are seeing more happy Owners enjoy their freedom to do more of what they love to do.

CUT YOUR LIVING COSTS

Make worrying about bills a thing of the past, with your brand-new energy efficient apartment you'll no longer have the hassle of fixing the boiler or unwanted draughts in an old house.

A Churchill apartment benefits from an energy efficient heating system, excellent insulation, modern appliances, no unexpected bills with our easy to budget service charge, a central location which reduces the need to use a car and lower council tax bills from downsizing.



Typical living room

MAKING YOUR MOVE HASSLE FREE

Our Move With Ease service is designed to take the stress out of moving, with an experienced team on hand to help you every step on the way. The service includes Home Exchange, Selling Made Easy, help with legal fees, free removals service, a downsizing service and interior design service. Speak to our team to discuss which services are suitable for you.

BY MOVING TO A CHURCHILL APARTMENT YOU COULD...

- ♥ **Keep moving**
All Churchill developments are close to the town centre or local amenities so Owners find it's easier to get out and about and stay active.
- 🍷 **Stay social**
Friendly like-minded neighbours, and the ability to socialise as and when you want means there's always something going on.
- 😊 **Be happy**
An average person aged 80 feels as good as someone 10 years younger* after moving into one of our developments.

†Figure correct as of February 2024

*Figures based on Homes For Later Living's "Happier & Healthier" report, published September 2019

Clementine Lodge

St John's Street, Bicester OX26 6SL

Tel: 0800 078 3804

Email: Clementine.Lodge@crl.co.uk

Any and all pictures used throughout this brochure are a selection of typical internal and external images of Churchill Living developments. (This includes but is not limited to: furniture, fixtures and fittings, landscaping and gardens). Dimensions quoted are maximum room sizes, for general guidance and are subject to final measurement on completion of the actual apartment and development. Please ensure you check full details of these items at the development you are interested in. This brochure is neither a contract nor forms part of any contract and no responsibility can be accepted for any misstatement contained herein. The Company also reserves the right to alter the specification without notice.



Head Office, Churchill House, Parkside
Ringwood, Hampshire BH24 3SG

