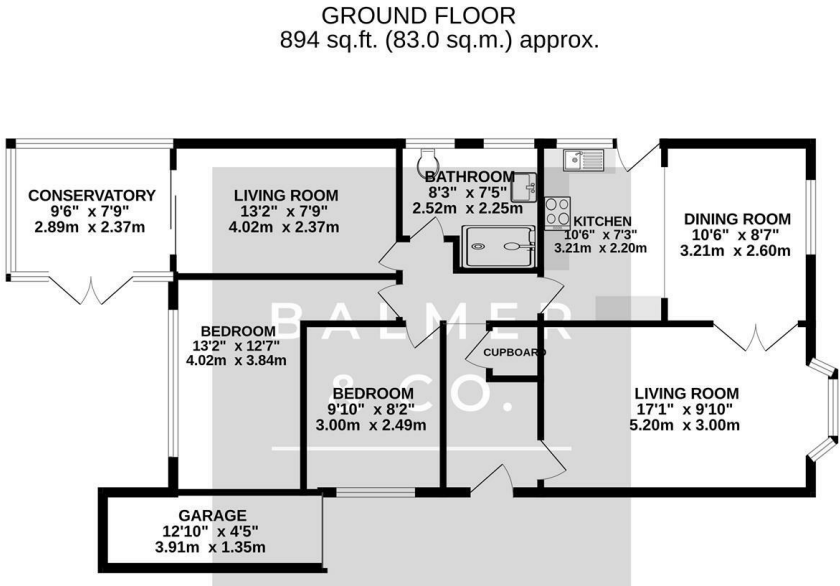


Riversmeade, Leigh, WN7 1JA
£369,995

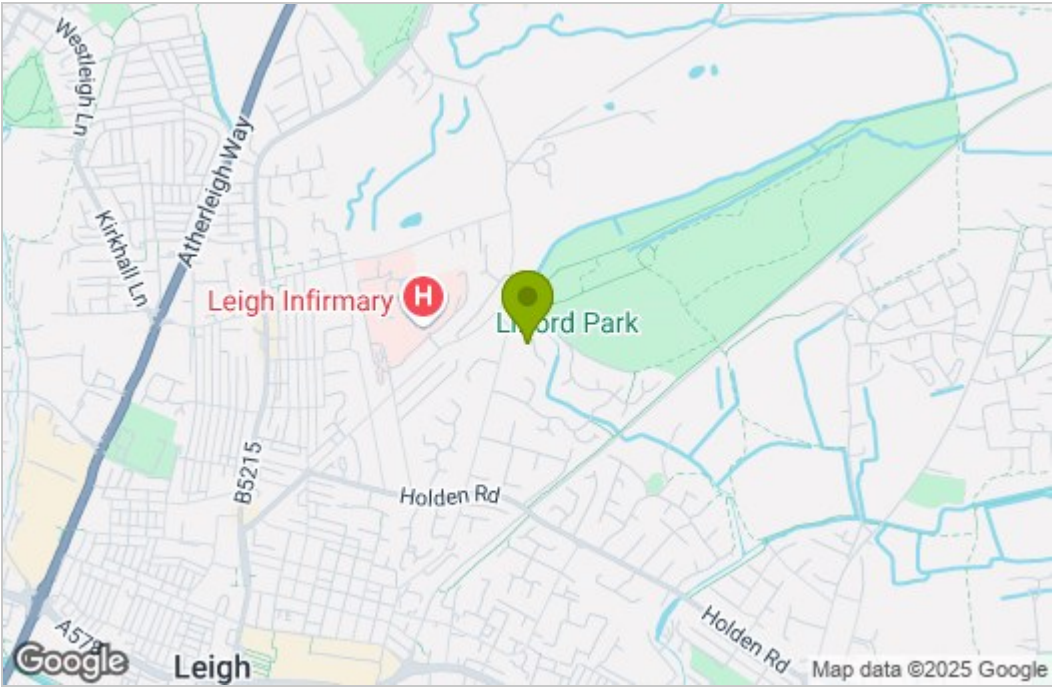


BALMER & CO in LEIGH are delighted to offer FOR SALE this fantastic two/three bedroom detached bungalow situated in a popular and well regarded residential location close to Lilford Park. Offered with no onward chain this property comprises in brief of entrance hallway, large bay fronted living room with feature fireplace and surround, modern fitted kitchen with integrated appliances, separate dining room with double doors leading into the living room, sitting room, conservatory with French doors leading into the rear garden, two double bedrooms, the master with fitted wardrobes, with a modern fitted three piece shower room completing the accommodation on offer. Externally the property occupies a generous plot with front, rear and side gardens, whilst there is also a large driveway and single garage providing ample off-road parking and storage. Early viewings highly recommended, all enquiries welcome.

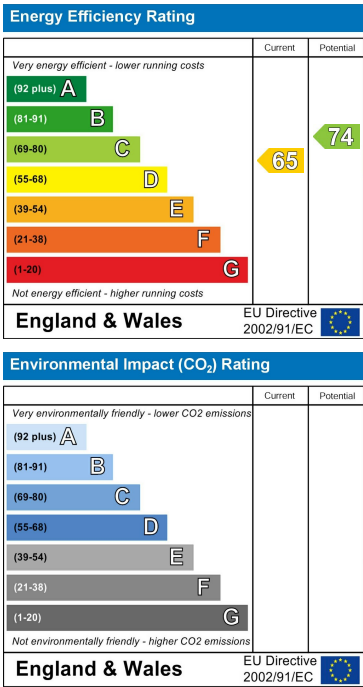
Floor Plan



Area Map



Energy Efficiency Graph



These particulars, whilst believed to be accurate are set out as a general outline only for guidance and do not constitute any part of an offer or contract. Intending purchasers should not rely on them as statements of representation of fact, but must satisfy themselves by inspection or otherwise as to their accuracy. No person in this firms employment has the authority to make or give any representation or warranty in respect of the property.