

20 Bellevue Mansions, Bellevue Road, Clevedon, BS21 7NU











£1100 Per Calander Month

marktempler

RESIDENTIAL LETTINGS





 PROPERTY TYPE Upper Floor Flat	 LOCATION Upper Clevedon
 BEDROOMS 2	 RECEPTION ROOMS 1
 BATHROOMS 1	 WARMTH Electric heating and double glazing
 PARKING One allocated space	 OUTSIDE SPACE No outside space
 EPC RATING D	 COUNCIL TAX BAND B

- Bright and airy second-floor apartment in a prestigious period building
- Spacious two double bedroom accommodation
- Holding deposit - £253.00
- Security deposit - £1269.00
- Tenancy Term - 6 months
- EPC Rating - D
- Council Tax Rating - B

What will it cost to rent this property?

When you submit a completed application form, we will discuss the details with the Landlord. If the Landlord is happy to proceed you will be required to pay:

1. Holding deposit, equivalent to 1 week's rent. This will reserve the property.

Once references are complete, you will be asked to pay:

2. First month's rent
3. Security deposit, equivalent to 5 weeks' rent (for rents under £50,000 per year). This covers damages or defaults on the part of the tenant during the tenancy.



Generous lounge/dining room with sea views

Well maintained communal areas in and around the building

Stunning sea views, and close to Herbert Gardens & Alexandra Park

Light-filled accommodation with high ceilings and large sash windows

Available From

This property is available to move into from approximately 1st August.



Utilities

Mains water and drainage, mains electric supply, electric heating. This information has been provided by the Landlord and is correct to the best of our knowledge.

Broadband

Ultrafast broadband available with highest available download speed 1000 Mbps and highest available upload speed 100Mbps. This information is sourced via checker.ofcom.org.uk, we advise you make your own enquires.

Phone coverage / signal

There is limited to likely coverage indoors depending on the provider and likely coverage outdoors with a range of providers. This information is sourced via checker.ofcom.org.uk, we advise you make your own enquires.

For the latest properties and local news follow Mark Templer Residential Lettings on:



