

Russell Road Wimbledon, SW19 1LN






Energy Efficiency Rating		
	Current	Potential
Very energy efficient - lower running costs		
(92 plus) A		
(81-91) B		
(69-80) C		
(55-68) D		
(39-54) E		
(21-38) F		
(1-20) G		
Not energy efficient - higher running costs		
England & Wales	EU Directive 2002/91/EC	

£1,600 PCM:

FIRST FLOOR CONVERSION FLAT
LOCATED BETWEEN CENTRAL AND SOUTH WIMBLEDON

SPACIOUS one bedroom first floor conversion apartment located close to Wimbledon town centre, within 10 minutes walk of both Wimbledon and South Wimbledon stations. The property has a good sized reception room, separate modern kitchen, double bedroom and a modern bathroom. Council Tax Band C. EPC Band D.



SPECIFICATION:

- First Floor
- Conversion Apartment
- Double Bedroom
- Close to Central Wimbledon
- Modern Kitchen
- One months rent in advance
- Security deposit = 5 weeks rent
- Holding deposit = one weeks rent
- Council Tax Band C
- EPC Band D

