



11 Condliffe Close, Sandbach, CW11 4HP

Offers In The Region Of £190,000

Catch it while you can! Sit back and relax whilst watching our aerial HD video tour of this truly amazing property!

Located in an absolutely brilliant part of Sandbach, this home would be perfect for both first and second time buyers and is just a short walk to just about everywhere, but before we talk about the area, the main event is obviously the immaculately presented home that's a true credit to the current owner.

Once past the hugely useful paved frontage and pleasant front patio, you'll arrive into the handy entrance hall which then leads you into the wonderful living area that boasts excellent decoration and effortlessly flows into the open plan breakfast-kitchen that will knock your socks off with its timeless style and high quality finish, whilst also having plenty of useful cupboard space. In addition, there is a versatile conservatory/garden room enjoying complete privacy over adjacent fields!

Upstairs, you'll find two well proportioned bedrooms, the principal being particularly impressive due to its size and having views over the exclusive cul-de-sac whilst the bedroom at the rear overlooks the garden and far-reaching views of Cheshire countryside. A tasteful upstairs bathroom completes the whole package very nicely indeed!

Outside the property, the gardens are a joy and can be enjoyed all year round whilst the plot is of such a size that we feel (subject to planning permission) extending in the future could be a very interesting possibility!

Accommodation

Entrance Hall

Lounge Area 13'1" x 10'9" (4.01 x 3.28)

Open plan Kitchen/Diner 12'4" x 9'1" (3.76 x 2.79)

Conservatory/Garden Room 7'8" x 7'3" (2.36 x 2.21)

First Floor Landing

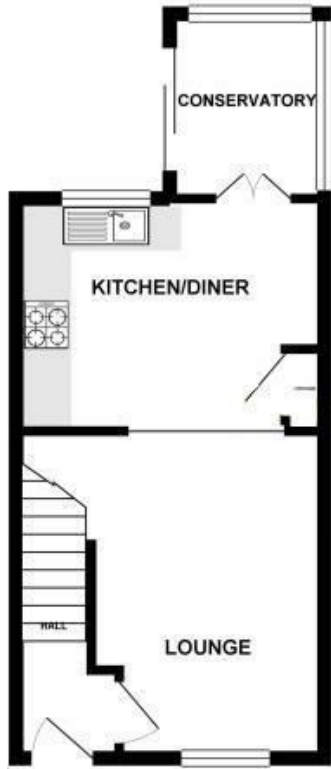
Bedroom One 12'4" x 10'7" (3.78 x 3.23)

Bedroom Two 12'0" x 5'10" (3.68 x 1.80)

Family Bathroom

Floor Plan

GROUND FLOOR

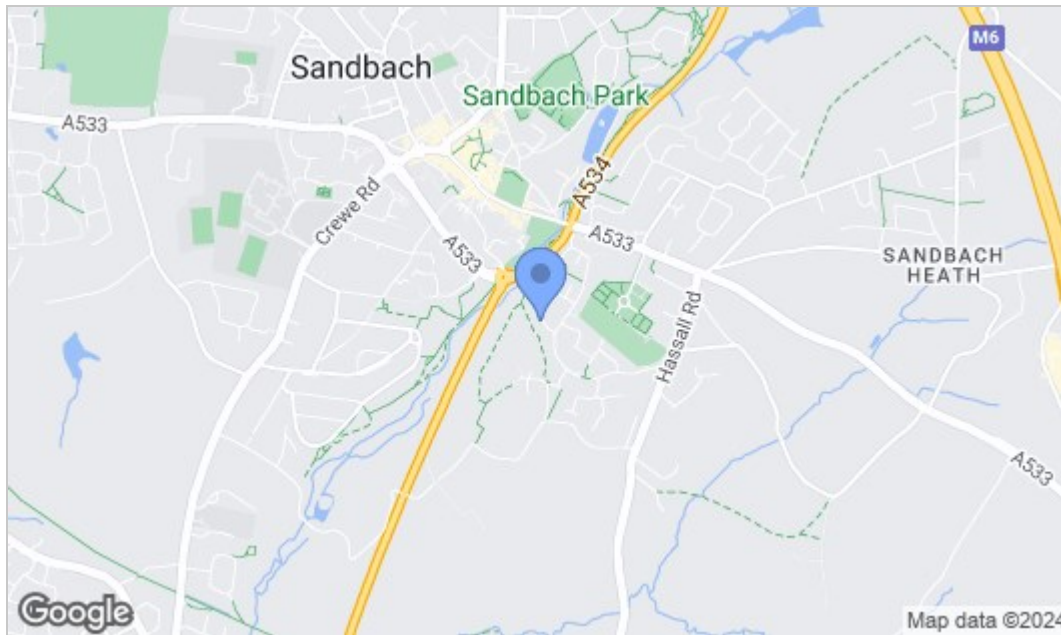


1ST FLOOR

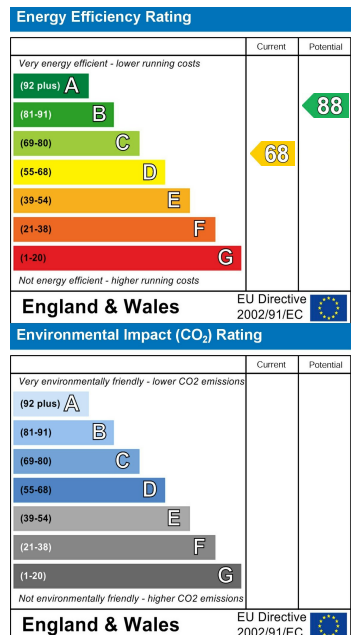


While every attempt has been made to ensure the accuracy of the floorplan contained here, measurements of doors, windows, rooms and any other items are approximate and no responsibility is taken for any error, omission or mis-statement. This plan is for guidance purposes only and should be used as part of any prospective purchase. The services, systems and appliances shown here for been noted and no guarantee as to their operability or efficiency can be given. Made with Smartplan ©2019

Area Map



Energy Efficiency Graph



NOTICE Chris Hamriding Lettings & Estate Agents for themselves and for the vendor or lessors of this property whose agents they are given notice that: (i) the particulars are set out as a general outline only for the guidance of intending purchasers or lessees, and do not constitute, nor constitute part of, an offer of contract, (ii), all descriptions, dimensions, references to condition and necessary permissions for use and occupation, and other details are given in good faith and are believed to be correct but any intending purchasers or tenants should not rely on them as statement or representation of fact but must satisfy themselves by inspection or otherwise as to the correctness of each of them, (iii) no person in the employment of Chris Hamriding Lettings & Estate Agents has any authority to make or give any representation or warranty whatever in relation to this property.

