

BRINSONS

STYLISH SALES
& LETTINGS
CAERPHILLY'S HOME FOR



WOODFIELD PARK LANE
OAKDALE



Upper Lodge, Woodfield Park Lane, Penmaen, Oakdale, NP12 0EU

Total Area: 145.7 m² ... 1568 ft²

All measurements are approximate and for display purposes only








One of the best bungalows you will see in South Wales. This Stylish home is packed full of character and benefits a further 11 acres of land.

Comments by - Mr Elliott Hooper-Nash



WOODFIELD PARK LANE

PENMAEN, NP12 0EU - ASKING PRICE - £850,000

 3 Bedroom(s)  1 Bathroom(s)  1568.00 sq ft

Nestled in the serene surroundings of Woodfield Park Lane, Penmaen, Oakdale, this beautifully presented detached bungalow offers a perfect blend of comfort and style. Spanning an impressive 1,568 square feet, the property boasts three spacious reception rooms, ideal for both relaxation and entertaining. The three well-appointed bedrooms provide ample space for family or guests, while the modern bathroom ensures convenience and comfort.

Set on a generous 11 acres of land, this property is truly an equestrian's dream, offering plenty of room for horses and outdoor activities. The expansive grounds provide a tranquil retreat, allowing you to enjoy the beauty of nature right at your doorstep.

For those with vehicles, the property features parking for up to three cars, making it practical for families or those who enjoy hosting visitors.

This stylish bungalow is not just a home; it is a lifestyle choice, perfect for those seeking peace and space in a picturesque setting. Whether you are looking to embrace country living or simply wish to enjoy the luxury of a spacious and well-designed home, this property is sure to impress. Don't miss the opportunity to make this exceptional bungalow your own.

PROPERTY SPECIALIST

Mr Elliott Hooper-Nash
02920 499680
Elliott@jeffreygross.co.uk
Director





Entrance Hallway
2.49m x 1.91m (8'2" x 6'3")

Living Room
6.93m x 5.01m (22'8" x 16'5")

Sitting Room
3.33m x 4.31m (10'11" x 14'1")

Dining Room
2.35m x 3.39m (7'8" x 11'1")

Kitchen
2.47m x 3.89m (8'1" x 12'9")

Bathroom
2.49m x 2.29m (8'2" x 7'6")

Bedroom One
3.87m x 3.45m (12'8" x 11'3")

Bedroom Two
2.47m x 4.03m (8'1" x 13'2")

Bedroom Three / Office
2.83m x 3.03m (9'3" x 9'11")

Utility
2.09m x 2.43m (6'10" x 7'11")

WC
0.79m x 2.09m (2'7" x 6'10")

Garage
6.83m x 3.55m (22'4" x 11'7")

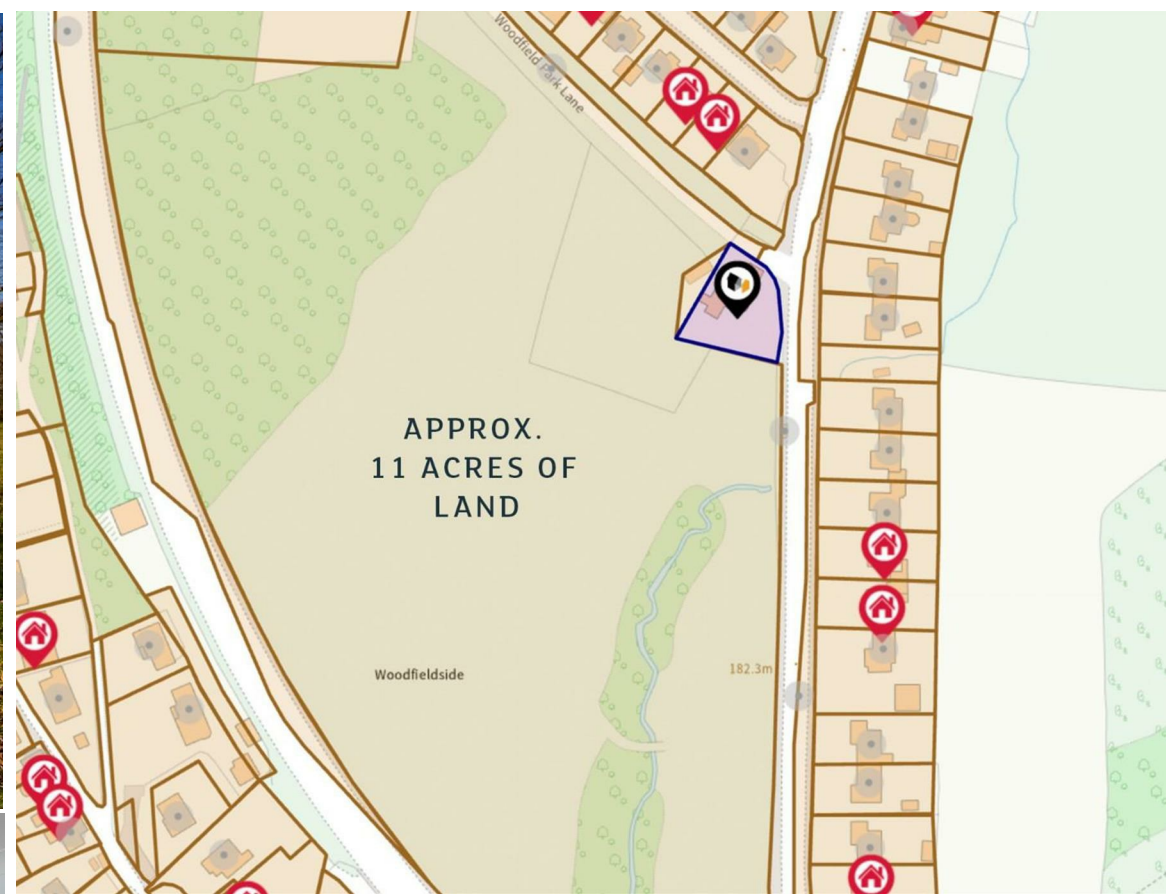
Gardens / Land
Well maintained South facing garden over two level with views across 11 acres of land* that come with the property.
*The 11 acres is subject to an overage clause and further information is available on request.

Loft
boarded loft with Velux and power points, access via drop down ladder in the kitchen.

Parking
Ample parking for 2-3 vehicles on the driveway

Tenure
We are informed by our client that the property is Freehold, this is to be confirmed by your legal advisor.

Council Tax
Band. - E



Energy Efficiency Rating		
	Current	Potential
Very energy efficient - lower running costs		
(92 plus) A		
(81-91) B		
(69-80) C		
(55-68) D		
(39-54) E		
(21-38) F		
(1-20) G		
Not energy efficient - higher running costs		
England & Wales		EU Directive 2002/91/EC



