



Stoneleigh Avenue Coventry CV5 6DA



Key Features

- SEMI DETACHED PROPERTY
 - PERFECT FAMILY HOME
- VERY SOUGHT AFTER LOCATION
 - OFF ROAD PARKING
- GREAT INVESTMENT PROPERTY
 - CLOSE TO SEVERAL LOCAL SCHOOLS
- FANTASTIC TRANSPORT LINKS TO A45
- THREE SPACIOUS BEDROOMS
- SHORT WALK TO EARLSDON HIGHSTREET
 - EPC-TBC

Offers In The Region
£450,000






The Property

Situated on the ever-popular Stoneleigh Avenue in the sought-after CV5 area of Coventry, this spacious three-bedroom semi-detached home offers a fantastic opportunity for families, first-time buyers, or investors. Located close to a range of well-regarded schools, including Finham Park and Earlsdon Primary, the property is also within easy reach of local shops, parks, and public transport links. The area is well-served by bus routes, with quick access to Coventry city centre, the A45, and both Canley and Coventry train stations.

The ground floor comprises a welcoming entrance hallway leading into a bright and spacious lounge. To the rear, there is a kitchen/diner offering generous cupboard and worktop space, with access to the rear garden. Upstairs, the property benefits from three well-proportioned bedrooms, two doubles and a single, as well as a family bathroom.

To the rear of the property is a private garden with a mix of lawn and patio, offering plenty of space for outdoor entertaining or family use. To the front, there is a driveway providing off-road parking, along with gated side access leading to the rear.









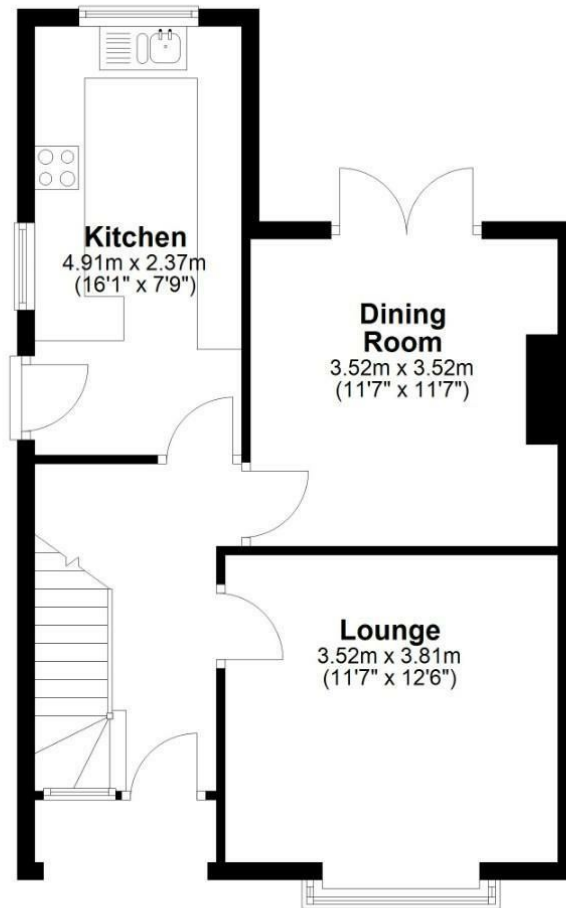




Floorplan

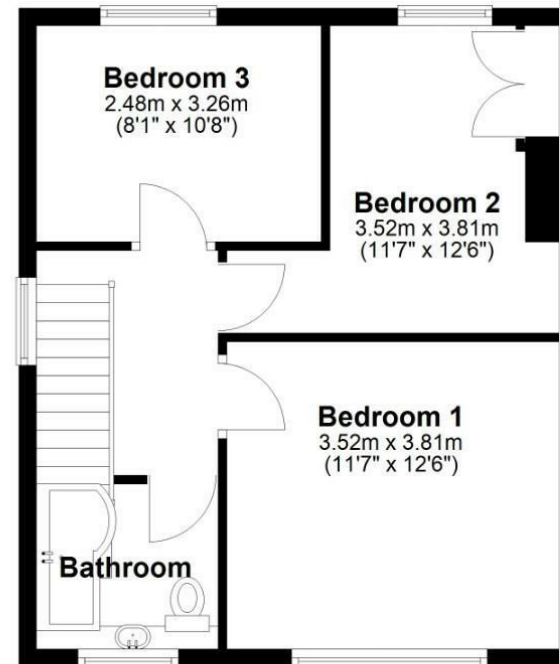
Ground Floor

Approx. 47.7 sq. metres (513.7 sq. feet)



First Floor

Approx. 42.5 sq. metres (457.3 sq. feet)



Total area: approx. 90.2 sq. metres (971.0 sq. feet)



We routinely refer clients to both our recommended Legal Firm and a panel of Financial Services Providers. It is your decision whether you choose to deal with these companies. In making that decision, you should know that we receive a referral fee