

39 Crimsworth Road, London, SW8 4RJ

Asking price £575,000

2 1 1 C



39 Crimsworth Road

London, SW8 4RJ

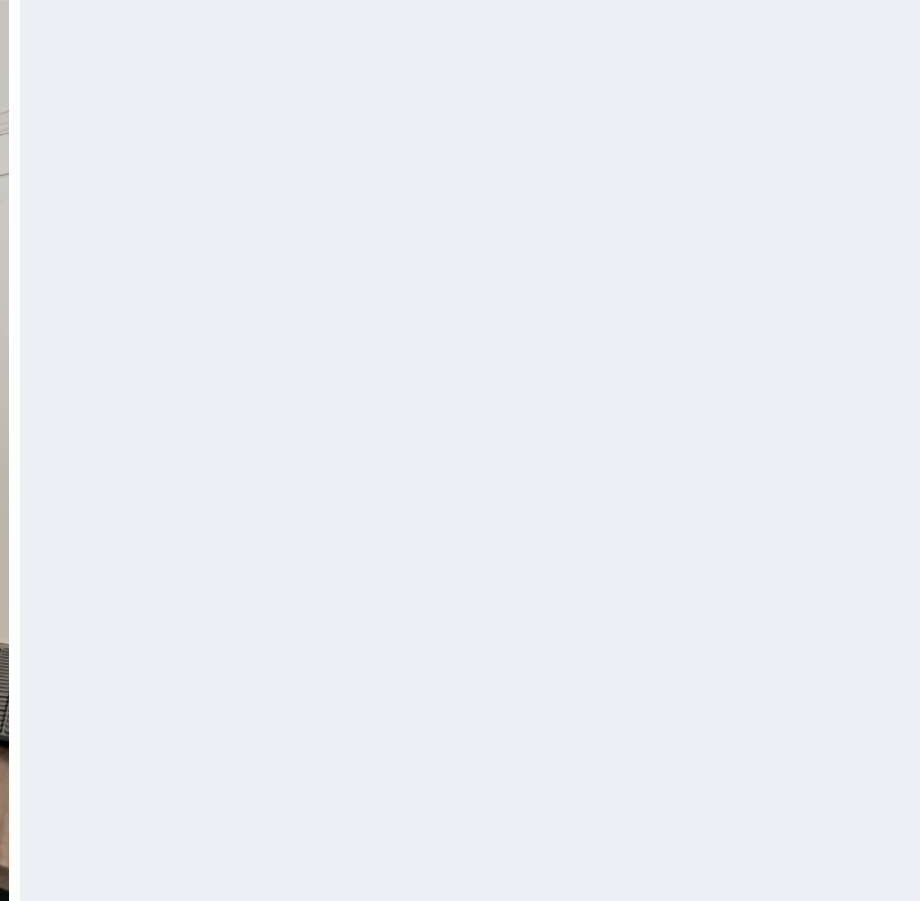
- Two-bedroom Victorian ground floor flat
- Located on the quiet and desirable Crimsworth Road
- Just 0.2 miles from Nine Elms Station (Northern Line)
- Short walk to Battersea Park
- Private garden
- Victorian sash windows
- South-east facing
- Modern bathroom

This delightful two-bedroom Victorian ground-floor flat benefits from a private front door and private garden and is ideally positioned on Crimsworth Road, a quiet residential street just moments from Nine Elms Station (Northern Line) making it perfect for a first-time buyer seeking quick and easy access into the City.

The property offers well-proportioned living space with attractive period features, alongside direct access to the private garden, ideal for relaxing or entertaining.

The location combines excellent transport connectivity with a peaceful neighbourhood feel. Nine Elms Station and multiple bus routes provide fast links into the City, Canary Wharf, and the West End, while the vibrant Nine Elms regeneration area offers a growing selection of cafés, bars, restaurants, pubs, and supermarkets. The open green spaces of Battersea Park are also within easy walking distance.



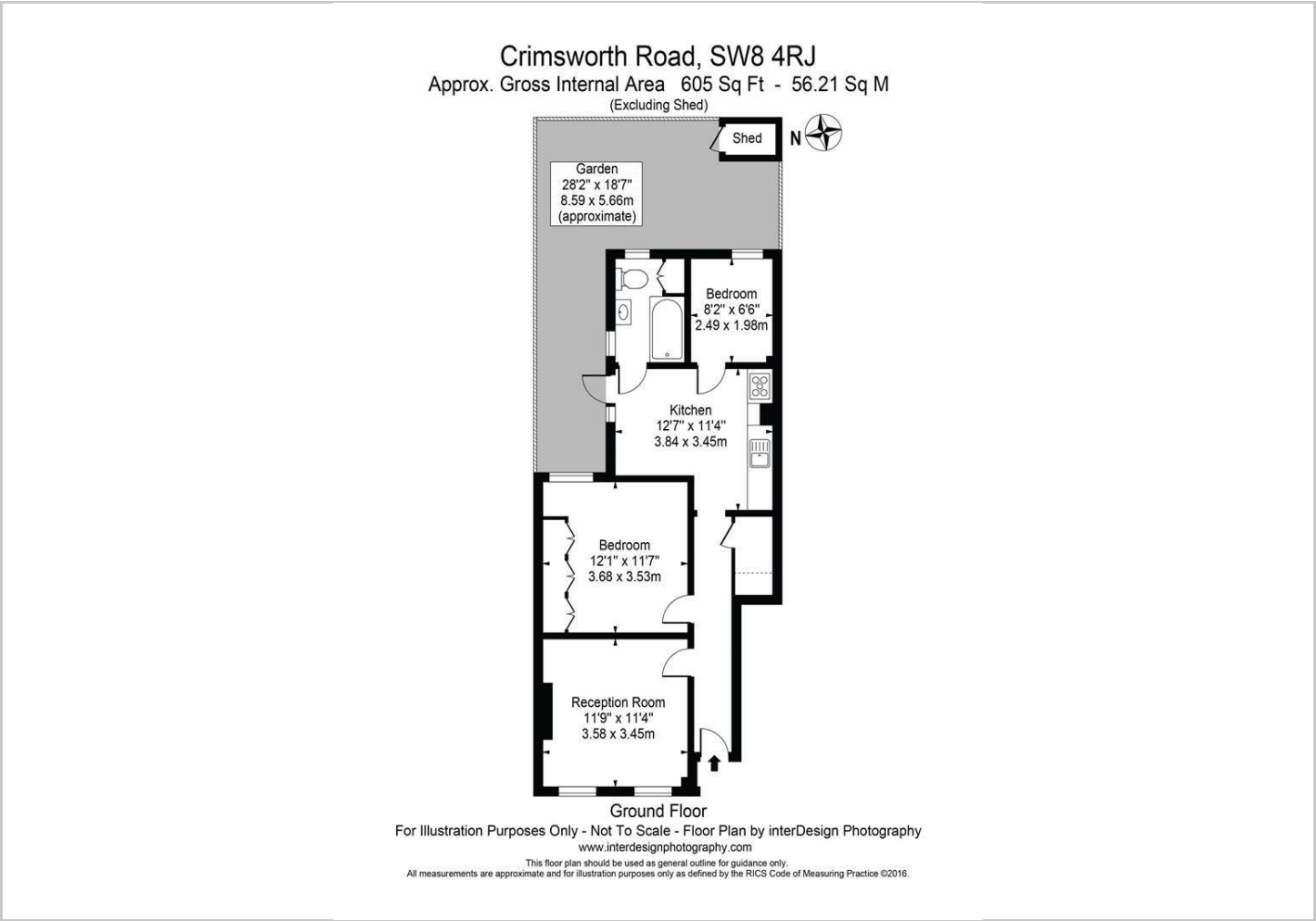


Directions





Floor Plans



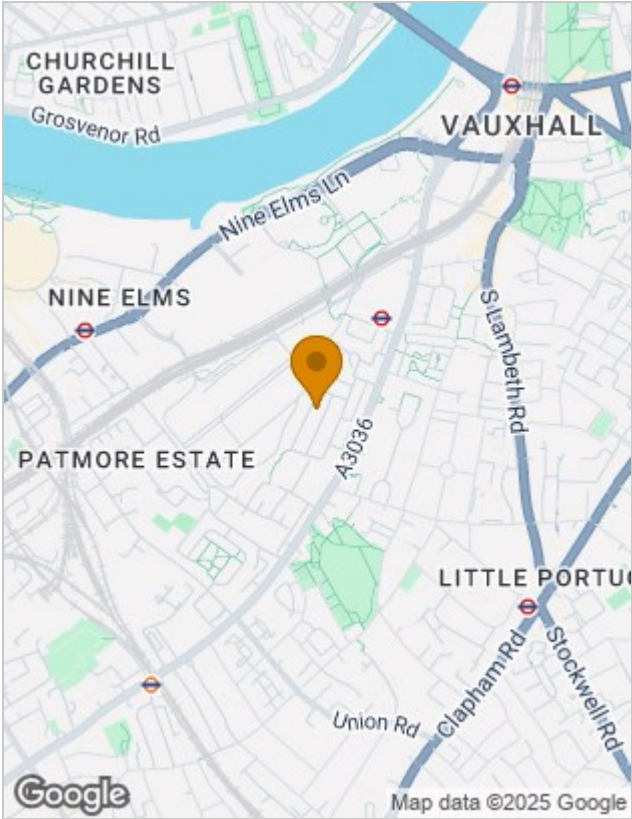
Viewing

Please contact our Lugus Homes Office on 07787 560885 if you wish to arrange a viewing appointment for this property or require further information.

The particulars are set out as a general outline only for the guidance of intended purchasers or lessees, and do not constitute, any part of a contract. Nothing in these particulars shall be deemed to be a statement that the property is in good structural condition or otherwise nor that any of the services, appliances, equipment or facilities are in good working order. Purchasers should satisfy themselves of this prior to purchasing.

24 Lower Downs Road, Raynes Park, London, SW20 8QG
Tel: 07787 560885 Email: info@lugushomes.co.uk lugushomes.co.uk

Location Map



Energy Performance Graph

