





REACHING NEW



H E I G H T S



## LIVE ON CLOUD NINE

Two exquisite towers close to vibrant Downtown Dubai with high-end finishes and a unique charm that is truly unparalleled.



## THE HIGHEST BENCHMARKS

As a renowned developer, we endeavour to curate highly desirable locations, to realize our vision of elevating the lives of residents through thoughtfully crafted living spaces.






## GET HIGH ON LIFE

Whether marvelling at the golden sunset glistening on Dubai Canal during the day, or the city lights sparkling at night, life has never looked or felt so sensual.



# ENHANCE YOUR ASPIRATIONS

Relish a new level of luxury at a pre-eminent address. The height of contemporary living in 64 stories of world-class craftsmanship.



THE PEAK OF



P E R F E C T I O N



# THE HEIGHT OF SHEER CLASS

Bespoke residences that feature full-height windows to maximize all-encompassing views.





# BEAT THE SUN AS YOU TAKE A DIP

Take a plunge in a state-of-the-art swimming pool or work on those tan lines by the poolside, the choice is yours.





## UPLIFT YOUR SPIRITS

Be your best self, courtesy of a fully equipped gym that promises exceptional facilities, designed to relieve the stresses of the day, every day.

RELAX YOUR BODY.  
REFINE YOUR  
SENSES

Elegant, opulent yet still practical, a premium apartment featuring a new level of refinement awaits you, every day.





## RAISE A TOAST AMONGST FRIENDS

Capture the pulse of the city, where leisure and pleasure seamlessly blend into magical moments within the Hartland community.

# HOP A LITTLE, JUMP A LITTLE

Specially carved out areas for the little ones in the family to play to their hearts' content. Uninterrupted.





## IDEAL SPACES TO SOCIALISE

Connect with people as discerning as you are. Meet others who share the same interest as you do, or simply enjoy the feeling of being part of a community.



1-3.5 Bedroom  
Bespoke Luxury Apartments Starting from

AED 1.22 Million\*

## PAYMENT PLAN

60%

During Construction

40%

On Completion



# LOCATION PLAN



RAS AL KHOR  
WILDLIFE SANCTUARY



DUBAI CREEK



DOWNTOWN



MEYDAN ONE MALL



MEYDAN RACECOURSE

## APARTMENT FEATURES



Landmark  
views



Covered  
car parking



Fully fitted  
kitchens

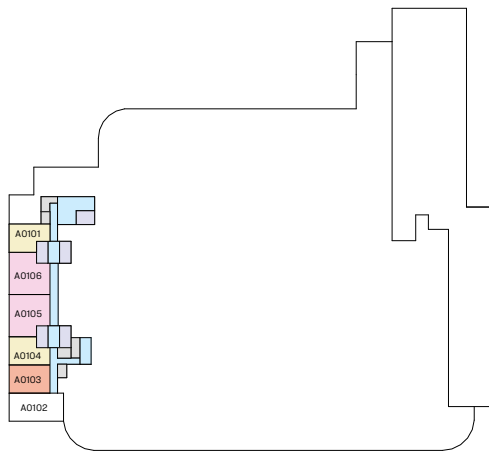


Bedroom  
wardrobe in all units

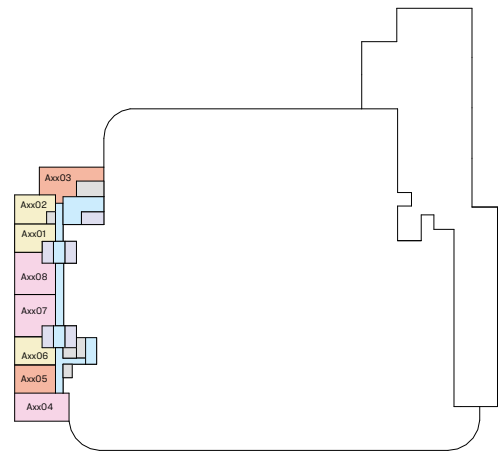
**TOWER A**  
FLOOR AND UNIT PLANS

# FLOOR PLAN LAYOUT

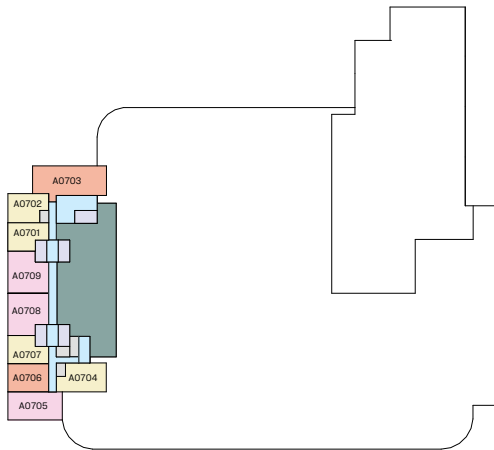
## TOWER A



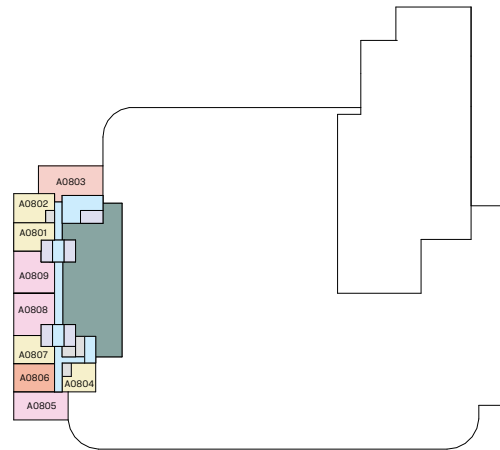
LEVEL 01



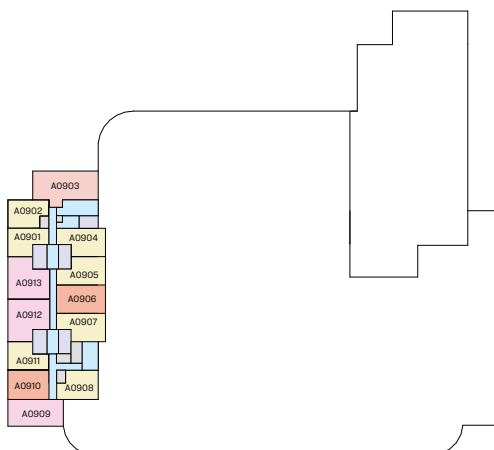
LEVEL 02 - 06



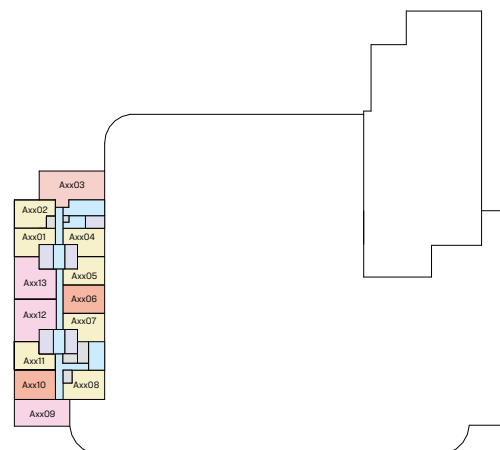
LEVEL 07



LEVEL 08



LEVEL 09



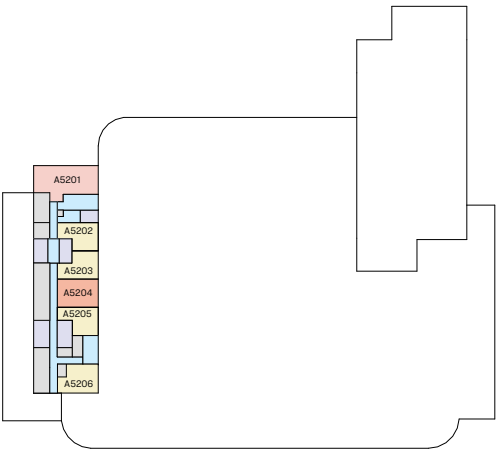
LEVEL 10 - 26 & 28 - 51

<span style="color: yellow;">■</span> 1 BED UNIT	<span style="color: orange;">■</span> 2.5 BED UNIT	<span style="color: blue;">■</span> CIRCULATION
<span style="color: orange;">■</span> 1.5 BED UNIT	<span style="color: yellow;">■</span> 3 BED UNIT	<span style="color: purple;">■</span> LIFT
<span style="color: pink;">■</span> 2 BED UNIT	<span style="color: lightblue;">■</span> 3.5 BED UNIT	<span style="color: grey;">■</span> SERVICES
		<span style="color: green;">■</span> AMENITIES

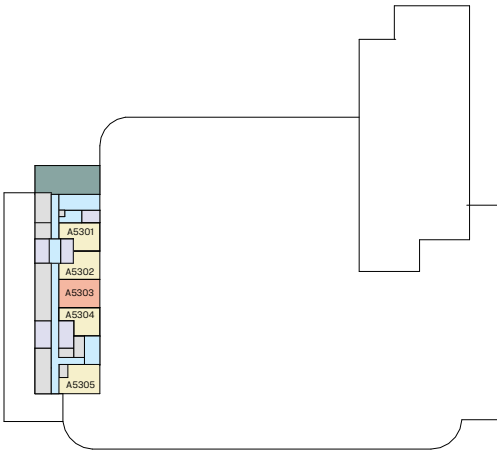
Disclaimer: 1. All dimensions are in metric, measured to wall finishes. 2. All materials, dimensions & drawings are approximate. 3. Information is subject to change without notice, at developer's absolute discretion. 4. Actual area may vary from the stated area. 5. Drawing are not to scale. 6. All images used are for illustrative purpose only and do not represent the actual size, features, specifications, fittings and furnishings. 7. The developer reserves the right to make revisions/ alterations, at its absolute discretion, without any liability whatsoever.

FLOOR PLAN LAYOUT

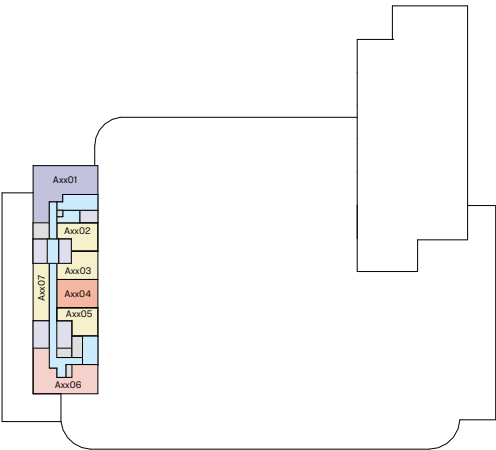
TOWER A




LEVEL 52



LEVEL 53



LEVEL 54 - 57

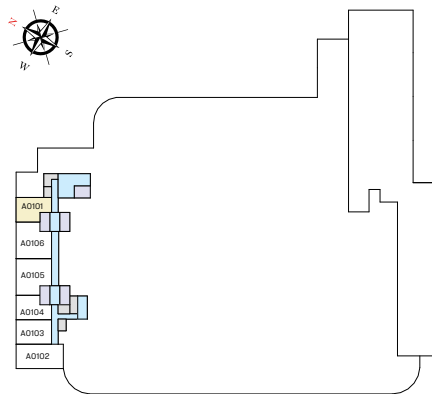


Disclaimer: 1. All dimensions are in metric, measured to wall finishes. 2. All materials, dimensions & drawings are approximate. 3. Information is subject to change without notice, at developer's absolute discretion. 4. Actual area may vary from the stated area. 5. Drawing are not to scale. 6. All images used are for illustrative purpose only and do not represent the actual size, features, specifications, fittings and furnishings. 7. The developer reserves the right to make revisions/ alterations, at its absolute discretion, without any liability whatsoever.

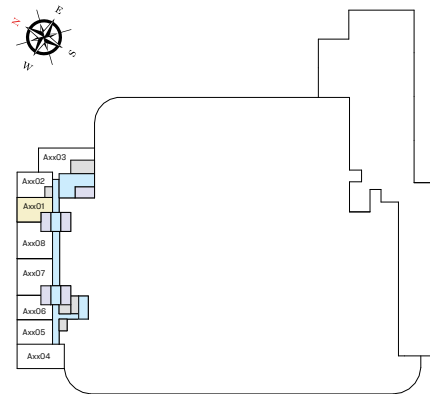
# 1 BEDROOM APARTMENT

TYPE A (with balcony)

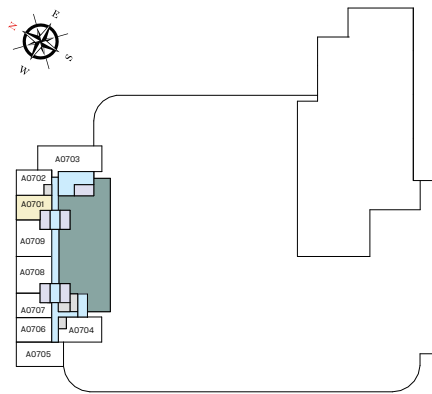
UNIT



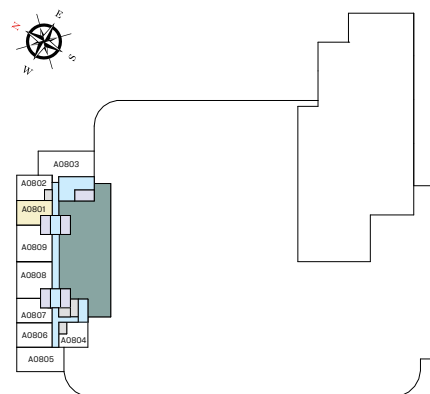
LEVEL 01



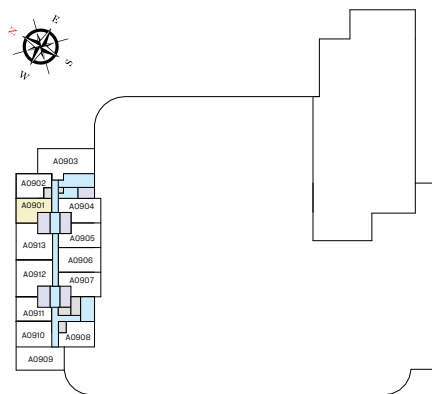
LEVEL 02 - 06



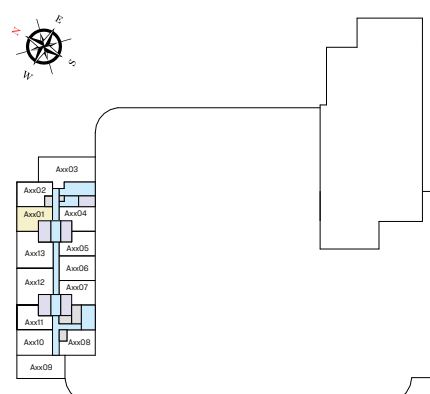
LEVEL 07



LEVEL 08



LEVEL 09



LEVEL 10 - 26 & 28 - 51

List of unit numbers with this unit plan:

## VIEWS

Burj Khalifa, Downtown

A101, A201, A301, A401, A501, A601, A701, A801

Burj Khalifa, Downtown, Dubai Water Canal

A901, A1001, A1101, A1201, A1301, A1401, A1501, A1601, A1701, A1801, A1901, A2001, A2101, A2201, A2301, A2401, A2501, A2601, A2801, A2901, A3001, A3101, A3201, A3301, A3401, A3501, A3601, A3701, A3801, A3901, A4001, A4101, A4201, A4301, A4401, A4501, A4601, A4701, A4801, A4901, A5001, A5101

Disclaimer: 1. All dimensions are in metric, measured to wall finishes. 2. All materials, dimensions & drawings are approximate. 3. Information is subject to change without notice, at developer's absolute discretion. 4. Actual area may vary from the stated area. 5. Drawing are not to scale. 6. All images used are for illustrative purpose only and do not represent the actual size, features, specifications, fittings and furnishings. 7. The developer reserves the right to make revisions/ alterations, at its absolute discretion, without any liability whatsoever.

# 1 BEDROOM APARTMENT

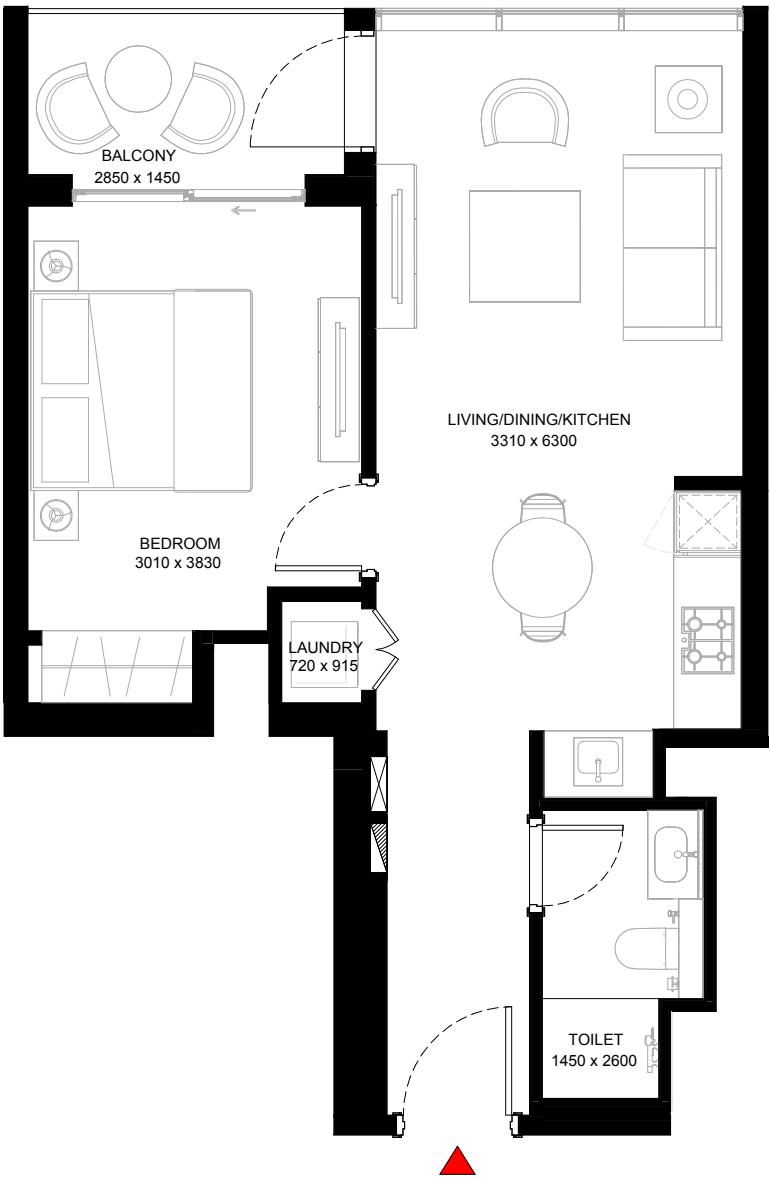
TYPE A (with balcony)

## TOTAL SALEABLE AREA

SUITE = 553.48 SQ.FT.

BALCONY = 57.59 SQ.FT.

TOTAL = 611.07 SQ.FT.



List of unit numbers with this unit plan:

## VIEWS

Burj Khalifa, Downtown

A101, A201, A301, A401, A501, A601, A701, A801

Burj Khalifa, Downtown, Dubai Water Canal

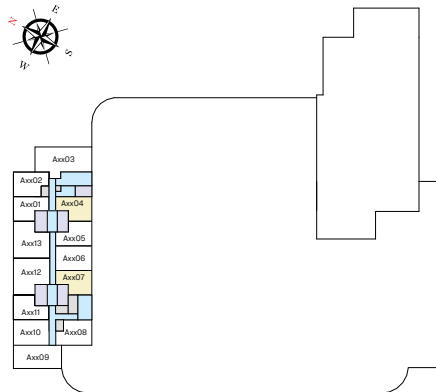
A901, A1001, A1101, A1201, A1301, A1401, A1501, A1601, A1701, A1801, A1901, A2001, A2101, A2201, A2301, A2401, A2501, A2601, A2801, A2901, A3001, A3101, A3201, A3301, A3401, A3501, A3601, A3701, A3801, A3901, A4001, A4101, A4201, A4301, A4401, A4501, A4601, A4701, A4801, A4901, A5001, A5101

Disclaimer: 1. All dimensions are in metric, measured to wall finishes. 2. All materials, dimensions & drawings are approximate. 3. Information is subject to change without notice, at developer's absolute discretion. 4. Actual area may vary from the stated area. 5. Drawing are not to scale. 6. All images used are for illustrative purpose only and do not represent the actual size, features, specifications, fittings and furnishings. 7. The developer reserves the right to make revisions/ alterations, at its absolute discretion, without any liability whatsoever.

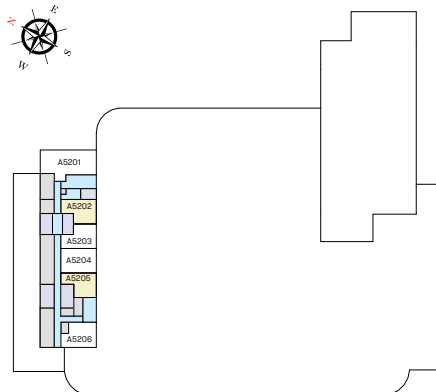
# 1 BEDROOM APARTMENT

TYPE A (with balcony) - VARIANT 1

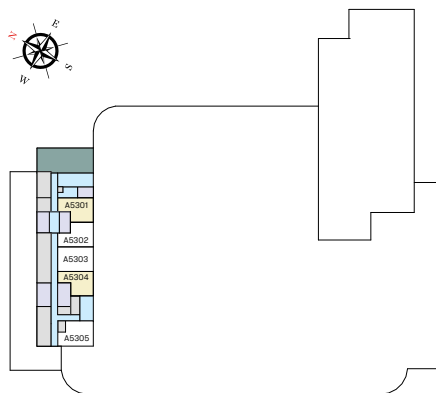
UNIT



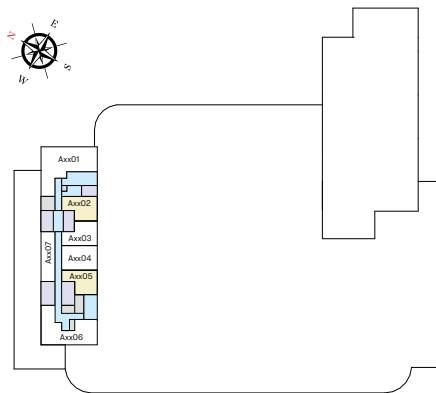
LEVEL 10 - 26 & 28 - 51



LEVEL 52



LEVEL 53



LEVEL 54 - 57

List of unit numbers with this unit plan:

## VIEWS

Ras Al Khor Sanctuary, Hartland, Amenities

A1004, A1007, A1104, A1107, A1204, A1207, A1304, A1307

Ras Al Khor Sanctuary, Hartland

A1404, A1407, A1504, A1507, A1604, A1607, A1704, A1707, A1804, A1807, A1904, A1907, A2004, A2007, A2104, A2107, A2204, A2207, A2304, A2307, A2404, A2407, A2504, A2507, A2604, A2607, A2804, A2807, A2904, A2907, A3004, A3007, A3104, A3107, A3204, A3207, A3304, A3307, A3404, A3407, A3504, A3507, A3604, A3607, A3704, A3707, A3804, A3807, A3904, A3907, A4004, A4007, A4104, A4107, A4204, A4207, A4304, A4307, A4404, A4407, A4504, A4507, A4604, A4607, A4704, A4707, A4804, A4807, A4904, A4907, A5004, A5007, A5104, A5107, A5204, A5207, A5301, A5304, A5402, A5405, A5502, A5505, A5602, A5605, A5702, A5705

Disclaimer: 1. All dimensions are in metric, measured to wall finishes. 2. All materials, dimensions & drawings are approximate. 3. Information is subject to change without notice, at developer's absolute discretion. 4. Actual area may vary from the stated area. 5. Drawing are not to scale. 6. All images used are for illustrative purpose only and do not represent the actual size, features, specifications, fittings and furnishings. 7. The developer reserves the right to make revisions/ alterations, at its absolute discretion, without any liability whatsoever.

1 BEDROOM APARTMENT  
TYPE A (with balcony) - VARIANT 1

TOTAL SALEABLE AREA  
SUITE = 553.48 SQ.FT.  
BALCONY = 57.59 SQ.FT.  
TOTAL = 611.07 SQ.FT.



List of unit numbers with this unit plan:

VIEWS

Ras Al Khor Sanctuary, Hartland, Amenities  
A1004, A1007, A1104, A1107, A1204, A1207, A1304, A1307

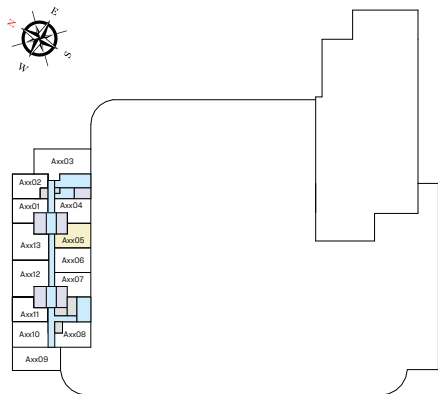
Ras Al Khor Sanctuary, Hartland  
A1404, A1407, A1504, A1507, A1604, A1607, A1704, A1707, A1804, A1807, A1904, A1907, A2004, A2007, A2104, A2107, A2204, A2207, A2304, A2307, A2404, A2407, A2504, A2507, A2604, A2607, A2804, A2807, A2904, A2907, A3004, A3007, A3104, A3107, A3204, A3207, A3304, A3307, A3404, A3407, A3504, A3507, A3604, A3607, A3704, A3707, A3804, A3807, A3904, A3907, A4004, A4007, A4104, A4107, A4204, A4207, A4304, A4307, A4404, A4407, A4504, A4507, A4604, A4607, A4704, A4707, A4804, A4807, A4904, A4907, A5004, A5007, A5104, A5107, A5202, A5205, A5301, A5304, A5402, A5405, A5502, A5505, A5602, A5605, A5702, A5705

Disclaimer: 1. All dimensions are in metric, measured to wall finishes. 2. All materials, dimensions & drawings are approximate. 3. Information is subject to change without notice, at developer's absolute discretion. 4. Actual area may vary from the stated area. 5. Drawing are not to scale. 6. All images used are for illustrative purpose only and do not represent the actual size, features, specifications, fittings and furnishings. 7. The developer reserves the right to make revisions/ alterations, at its absolute discretion, without any liability whatsoever.

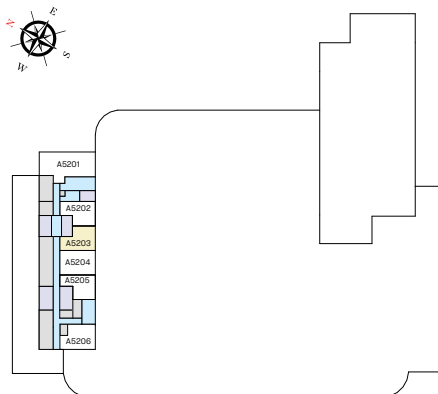
# 1 BEDROOM APARTMENT

TYPE A (with balcony) - VARIANT 2

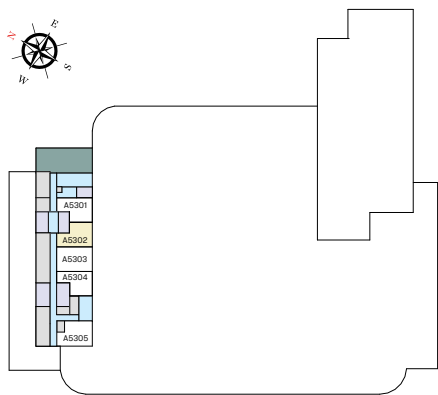
UNIT



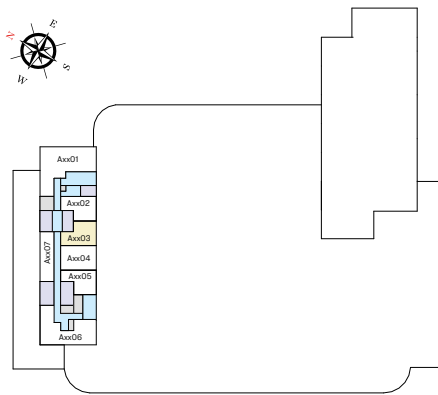
LEVEL 10 - 26 & 28 - 51



LEVEL 52



LEVEL 53



LEVEL 54 - 57

List of unit numbers with this unit plan:

## VIEWS

Ras Al Khor Sanctuary, Hartland, Amenities  
A1005, A1105, A1205, A1305

Ras Al Khor Sanctuary, Hartland  
A1405, A1505, A1605, A1705, A1805, A1905, A2005, A2105, A2205, A2305, A2405, A2505, A2605, A2805, A2905, A3005, A3105, A3205, A3305, A3405, A3505, A3605, A3705, A3805, A3905, A4005, A4105, A4205, A4305, A4405, A4505, A4605, A4705, A4805, A4905, A5005, A5105, A5203, A5302, A5403, A5503, A5603, A5703

Disclaimer: 1. All dimensions are in metric, measured to wall finishes. 2. All materials, dimensions & drawings are approximate. 3. Information is subject to change without notice, at developer's absolute discretion. 4. Actual area may vary from the stated area. 5. Drawing are not to scale. 6. All images used are for illustrative purpose only and do not represent the actual size, features, specifications, fittings and furnishings. 7. The developer reserves the right to make revisions/ alterations, at its absolute discretion, without any liability whatsoever.

# 1 BEDROOM APARTMENT

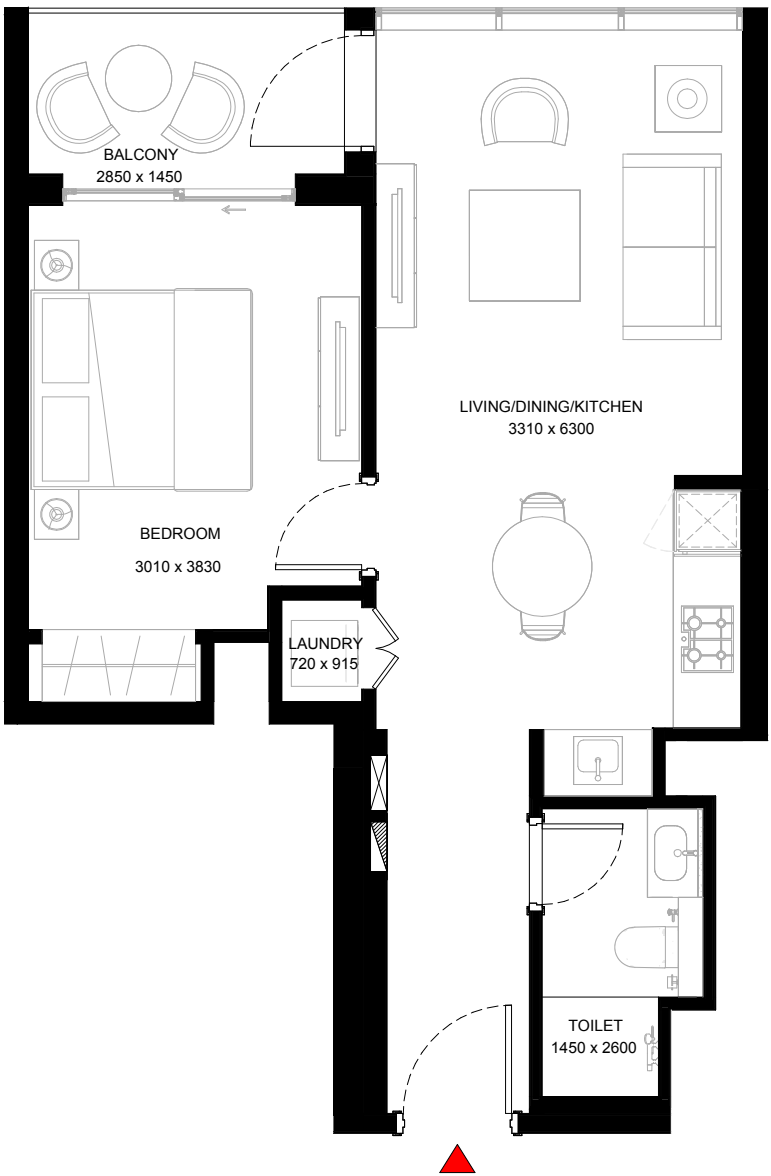
TYPE A (with balcony) - VARIANT 2

## TOTAL SALEABLE AREA

SUITE = 553.48 SQ.FT.

BALCONY = 57.59 SQ.FT.

TOTAL = 611.07 SQ.FT.



List of unit numbers with this unit plan:

## VIEWS

Ras Al Khor Sanctuary, Hartland, Amenities  
A1005, A1105, A1205, A1305

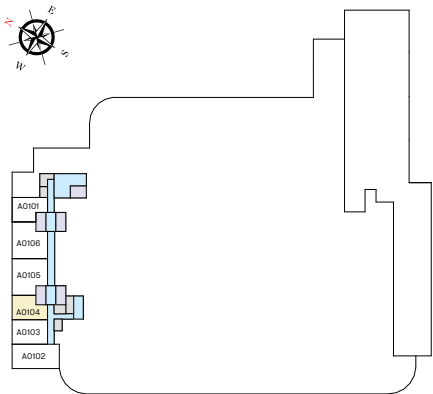
Ras Al Khor Sanctuary, Hartland  
A1405, A1505, A1605, A1705, A1805, A1905, A2005, A2105, A2205, A2305, A2405, A2505, A2605, A2805, A2905, A3005, A3105, A3205, A3305, A3405, A3505, A3605, A3705, A3805, A3905, A4005, A4105, A4205, A4305, A4405, A4505, A4605, A4705, A4805, A4905, A5005, A5105, A5203, A5302, A5403, A5503, A5603, A5703

Disclaimer: 1. All dimensions are in metric, measured to wall finishes. 2. All materials, dimensions & drawings are approximate. 3. Information is subject to change without notice, at developer's absolute discretion. 4. Actual area may vary from the stated area. 5. Drawing are not to scale. 6. All images used are for illustrative purpose only and do not represent the actual size, features, specifications, fittings and furnishings. 7. The developer reserves the right to make revisions/ alterations, at its absolute discretion, without any liability whatsoever.

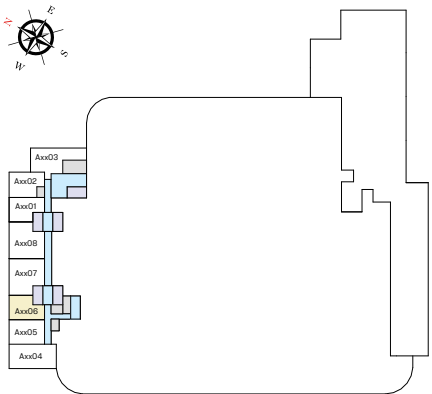
# 1 BEDROOM APARTMENT

## TYPE A (with balcony) - VARIANT 3

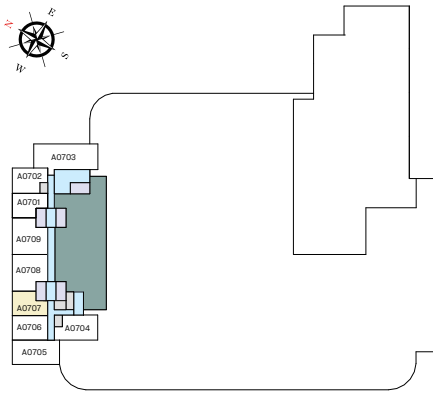
UNIT



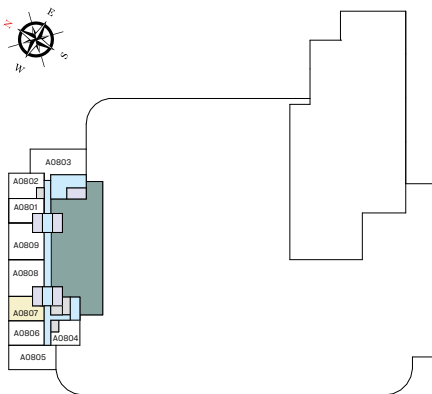
LEVEL 01



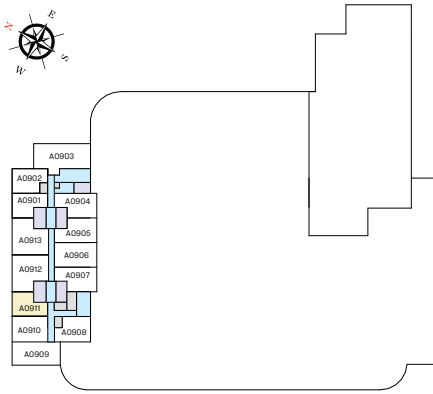
LEVEL 02 - 06



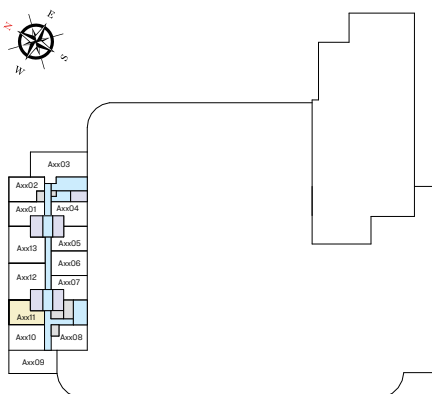
LEVEL 07



LEVEL 08



LEVEL 09



LEVEL 10 - 26 & 28 - 51

List of unit numbers with this unit plan:

### VIEWS

Burj Khalifa, Downtown  
A104, A206, A306, A406, A506, A606, A707, A807

Burj Khalifa, Downtown, Dubai Water Canal  
A911, A1011, A1111, A1211, A1311, A1411, A1511, A1611, A1711, A1811, A1911, A2011, A2111, A2211, A2311, A2411, A2511, A2611, A2811, A2911, A3011, A3111, A3211, A3311, A3411, A3511, A3611, A3711, A3811, A3911, A4011, A4111, A4211, A4311, A4411, A4511, A4611, A4711, A4811, A4911, A5011, A5111

Disclaimer: 1. All dimensions are in metric, measured to wall finishes. 2. All materials, dimensions & drawings are approximate. 3. Information is subject to change without notice, at developer's absolute discretion. 4. Actual area may vary from the stated area. 5. Drawing are not to scale. 6. All images used are for illustrative purpose only and do not represent the actual size, features, specifications, fittings and furnishings. 7. The developer reserves the right to make revisions/ alterations, at its absolute discretion, without any liability whatsoever.

1 BEDROOM APARTMENT  
TYPE A (with balcony) - VARIANT 3

TOTAL SALEABLE AREA  
SUITE = 553.48 SQ.FT.  
BALCONY = 57.59 SQ.FT.  
TOTAL = 611.07 SQ.FT.



List of unit numbers with this unit plan:

VIEWS

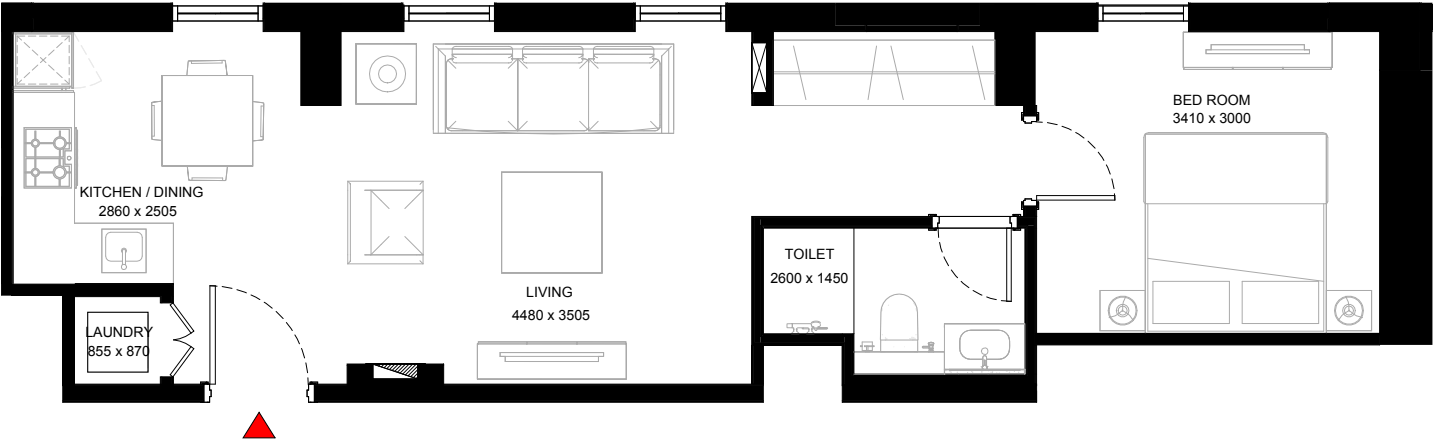
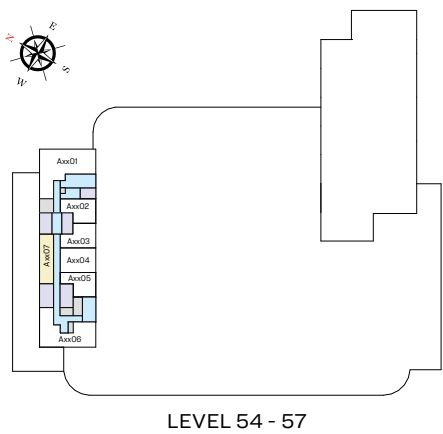
Burj Khalifa, Downtown  
A104, A206, A306, A406, A506, A606, A707, A807

Burj Khalifa, Downtown, Dubai Water Canal  
A911, A1011, A1111, A1211, A1311, A1411, A1511, A1611, A1711, A1811, A1911, A2011, A2111, A2211, A2311, A2411, A2511, A2611, A2811, A2911, A3011, A3111, A3211, A3311, A3411, A3511, A3611, A3711, A3811, A3911, A4011, A4111, A4211, A4311, A4411, A4511, A4611, A4711, A4811, A4911, A5011, A5111

Disclaimer: 1. All dimensions are in metric, measured to wall finishes. 2. All materials, dimensions & drawings are approximate. 3. Information is subject to change without notice, at developer's absolute discretion. 4. Actual area may vary from the stated area. 5. Drawing are not to scale. 6. All images used are for illustrative purpose only and do not represent the actual size, features, specifications, fittings and furnishings. 7. The developer reserves the right to make revisions/ alterations, at its absolute discretion, without any liability whatsoever.

1 BEDROOM APARTMENT  
TYPE B

TOTAL SALEABLE AREA  
SUITE = 529.26 SQ.FT.  
TOTAL = 529.26 SQ.FT.



List of unit numbers with this unit plan:

VIEWS

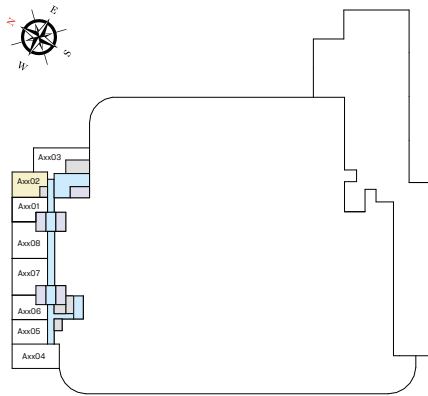
Burj Khalifa, Downtown, Dubai Water Canal  
A5407, A5507, A5607, A5707

Disclaimer: 1. All dimensions are in metric, measured to wall finishes. 2. All materials, dimensions & drawings are approximate. 3. Information is subject to change without notice, at developer's absolute discretion. 4. Actual area may vary from the stated area. 5. Drawing are not to scale. 6. All images used are for illustrative purpose only and do not represent the actual size, features, specifications, fittings and furnishings. 7. The developer reserves the right to make revisions/ alterations, at its absolute discretion, without any liability whatsoever.

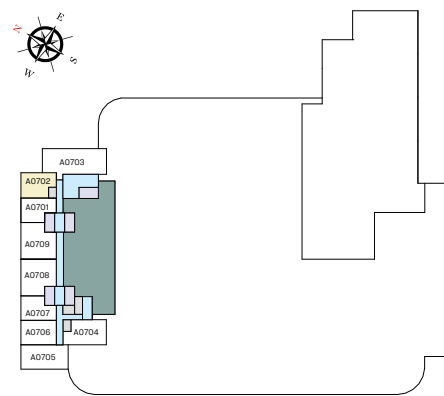
# 1 BEDROOM APARTMENT

TYPE C (with balcony)

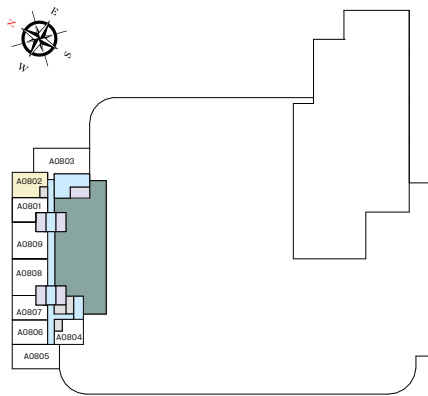
UNIT



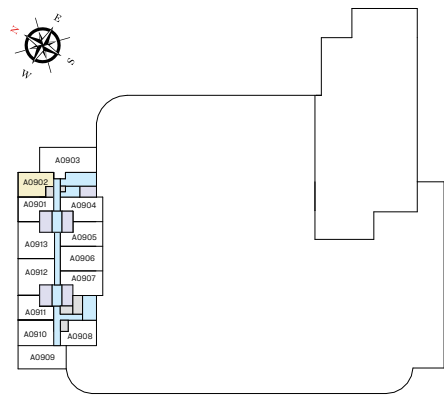
LEVEL 02 - 06



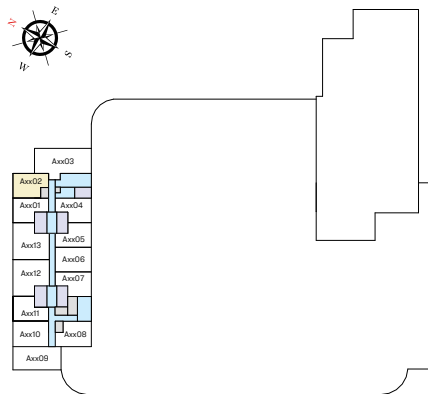
LEVEL 07



LEVEL 08



LEVEL 09



LEVEL 10 - 26 & 28 - 51

List of unit numbers with this unit plan:

## VIEWS

Burj Khalifa, Downtown

A202, A302, A402, A502, A602

Burj Khalifa, Downtown, Ras Al Khor Sanctuary

A702, A802

Burj Khalifa, Downtown, Dubai Water Canal, Ras Al Khor Sanctuary

A902, A1002, A1102, A1202, A1302, A1402, A1502, A1602, A1702, A1802, A1902, A2002, A2102, A2202, A2302, A2402, A2502, A2602, A2802, A2902, A3002, A3102, A3202, A3302, A3402, A3502, A3602, A3702, A3802, A3902, A4002, A4102, A4202, A4302, A4402, A4502, A4602, A4702, A4802, A4902, A5002, A5102

Disclaimer: 1. All dimensions are in metric, measured to wall finishes. 2. All materials, dimensions & drawings are approximate. 3. Information is subject to change without notice, at developer's absolute discretion. 4. Actual area may vary from the stated area. 5. Drawing are not to scale. 6. All images used are for illustrative purpose only and do not represent the actual size, features, specifications, fittings and furnishings. 7. The developer reserves the right to make revisions/ alterations, at its absolute discretion, without any liability whatsoever.

# 1 BEDROOM APARTMENT

TYPE C (with balcony)

## TOTAL SALEABLE AREA

SUITE RANGE = 590.40 - 599.23 SQ.FT.

BALCONY RANGE = 59.63 - 61.78 SQ.FT.

TOTAL RANGE = 650.03 - 661.01 SQ.FT.



List of unit numbers with this unit plan:

## VIEWS

Burj Khalifa, Downtown  
A202, A302, A402, A502, A602

Burj Khalifa, Downtown, Ras Al Khor Sanctuary  
A702, A802

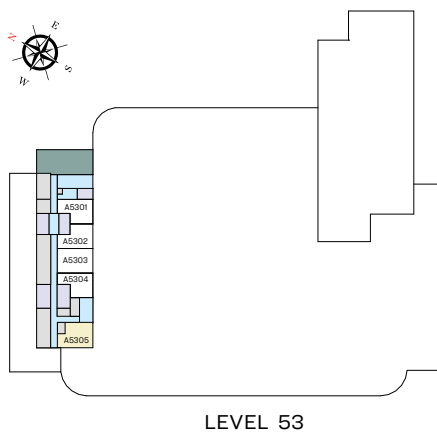
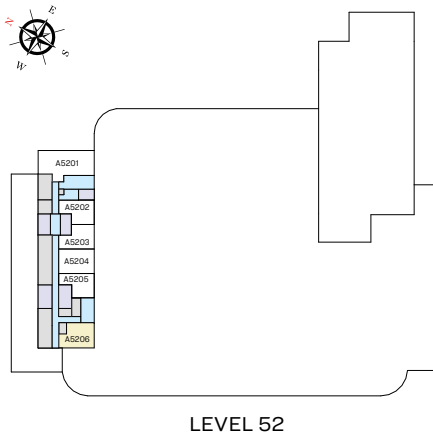
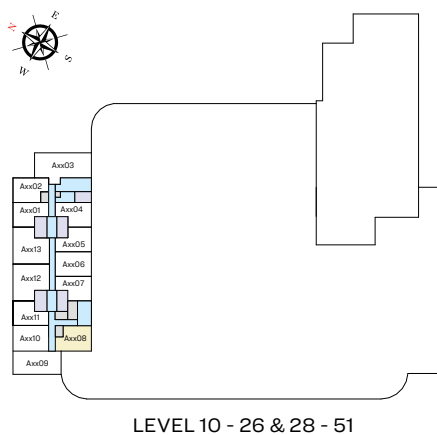
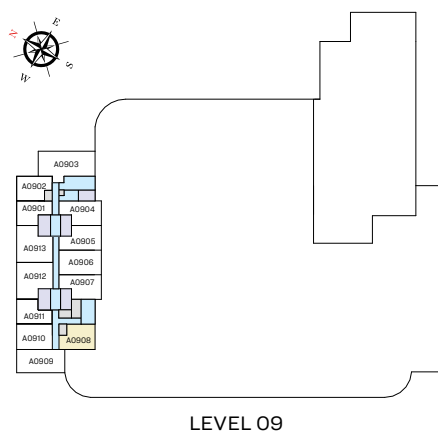
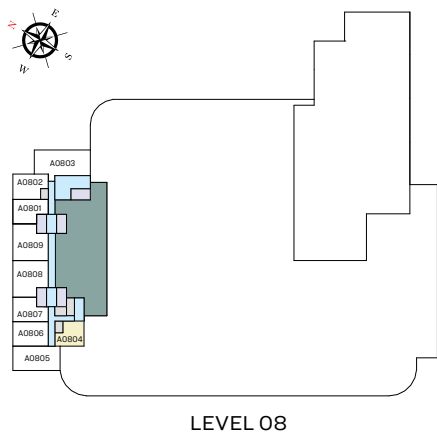
Burj Khalifa, Downtown, Dubai Water Canal, Ras Al Khor Sanctuary  
A902, A1002, A1102, A1202, A1302, A1402, A1502, A1602, A1702, A1802, A1902, A2002, A2102, A2202, A2302, A2402, A2502, A2602, A2802, A2902, A3002, A3102, A3202, A3302, A3402, A3502, A3602, A3702, A3802, A3902, A4002, A4102, A4202, A4302, A4402, A4502, A4602, A4702, A4802, A4902, A5002, A5102

Disclaimer: 1. All dimensions are in metric, measured to wall finishes. 2. All materials, dimensions & drawings are approximate. 3. Information is subject to change without notice, at developer's absolute discretion. 4. Actual area may vary from the stated area. 5. Drawing are not to scale. 6. All images used are for illustrative purpose only and do not represent the actual size, features, specifications, fittings and furnishings. 7. The developer reserves the right to make revisions/ alterations, at its absolute discretion, without any liability whatsoever.

# 1 BEDROOM APARTMENT

TYPE C (with balcony) - VARIANT 1

UNIT



List of unit numbers with this unit plan:

## VIEWS

Hartland, Amenities  
A804

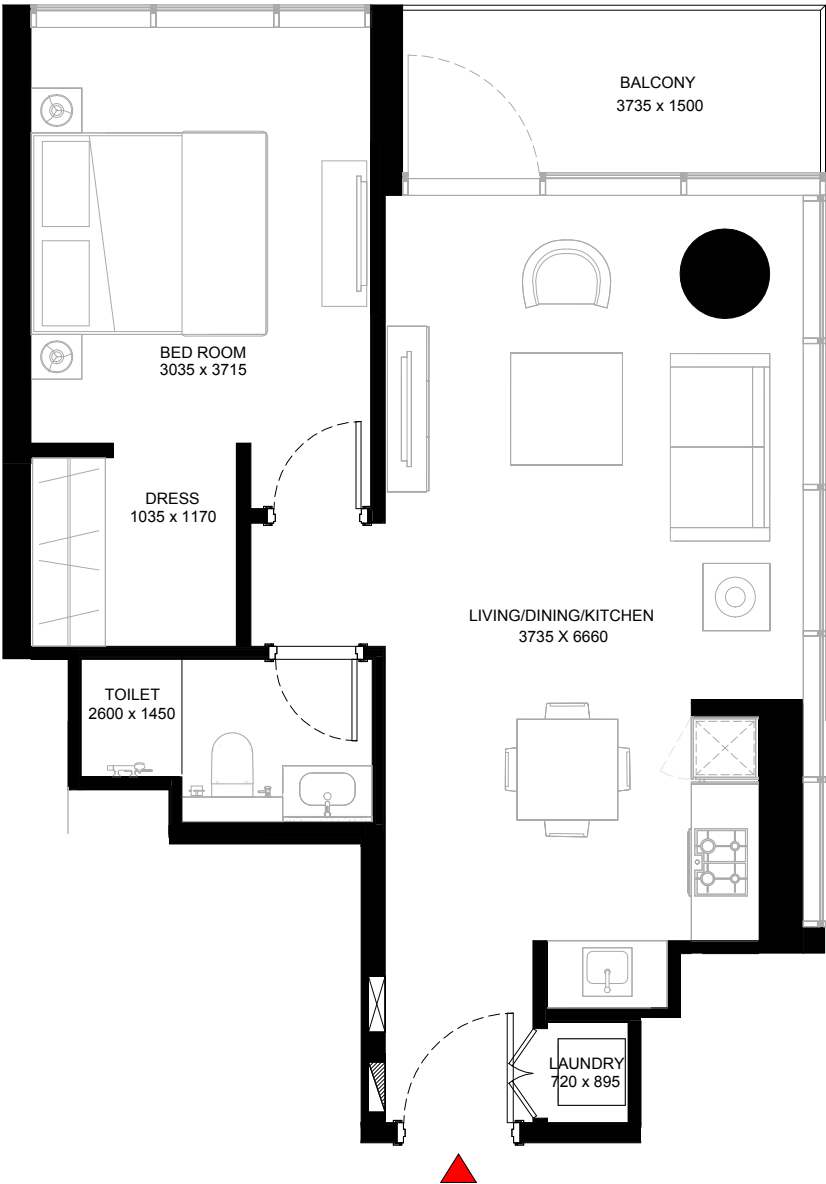
Ras Al Khor Sanctuary, Hartland, Amenities  
A908, A1008, A1108, A1208, A1308

Ras Al Khor Sanctuary, Hartland  
A1408, A1508, A1608, A1708, A1808, A1908, A2008, A2108, A2208, A2308, A2408, A2508, A2608, A2808, A2908, A3008, A3108, A3208, A3308, A3408, A3508, A3608, A3708, A3808, A3908, A4008, A4108, A4208, A4308, A4408, A4508, A4608, A4708, A4808, A4908, A5008, A5108, A5206, A5305

Disclaimer: 1. All dimensions are in metric, measured to wall finishes. 2. All materials, dimensions & drawings are approximate. 3. Information is subject to change without notice, at developer's absolute discretion. 4. Actual area may vary from the stated area. 5. Drawing are not to scale. 6. All images used are for illustrative purpose only and do not represent the actual size, features, specifications, fittings and furnishings. 7. The developer reserves the right to make revisions/ alterations, at its absolute discretion, without any liability whatsoever.

1 BEDROOM APARTMENT  
TYPE C (with balcony) - VARIANT 1

TOTAL SALEABLE AREA  
SUITE = 588.25 SQ.FT.  
BALCONY = 61.35 SQ.FT.  
TOTAL = 649.60 SQ.FT.



List of unit numbers with this unit plan:

VIEWS

Hartland, Amenities  
A804

Ras Al Khor Sanctuary, Hartland, Amenities  
A908, A1008, A1108, A1208, A1308

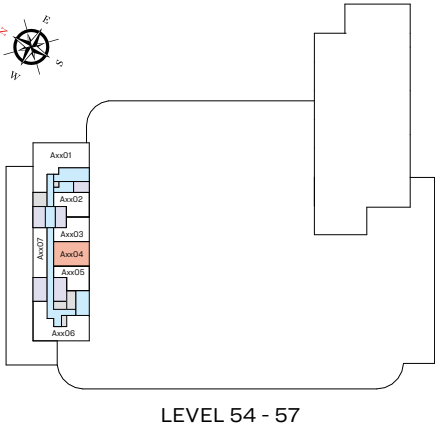
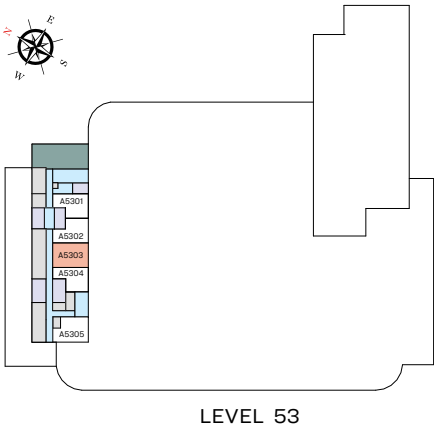
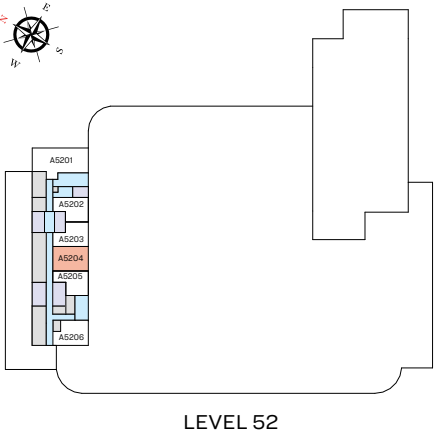
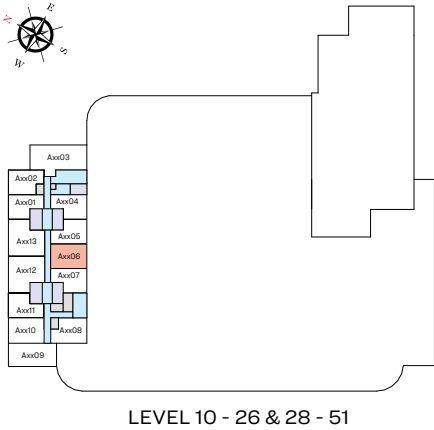
Ras Al Khor Sanctuary, Hartland  
A1408, A1508, A1608, A1708, A1808, A1908, A2008, A2108, A2208, A2308, A2408, A2508, A2608, A2808, A2908, A3008, A3108, A3208, A3308, A3408, A3508, A3608, A3708, A3808, A3908, A4008, A4108, A4208, A4308, A4408, A4508, A4608, A4708, A4808, A4908, A5008, A5108, A5206, A5305

Disclaimer: 1. All dimensions are in metric, measured to wall finishes. 2. All materials, dimensions & drawings are approximate. 3. Information is subject to change without notice, at developer's absolute discretion. 4. Actual area may vary from the stated area. 5. Drawing are not to scale. 6. All images used are for illustrative purpose only and do not represent the actual size, features, specifications, fittings and furnishings. 7. The developer reserves the right to make revisions/ alterations, at its absolute discretion, without any liability whatsoever.

# 1.5 BEDROOM APARTMENT

## TYPE A (with study and powder room + balcony)

UNIT



List of unit numbers with this unit plan:

### VIEWS

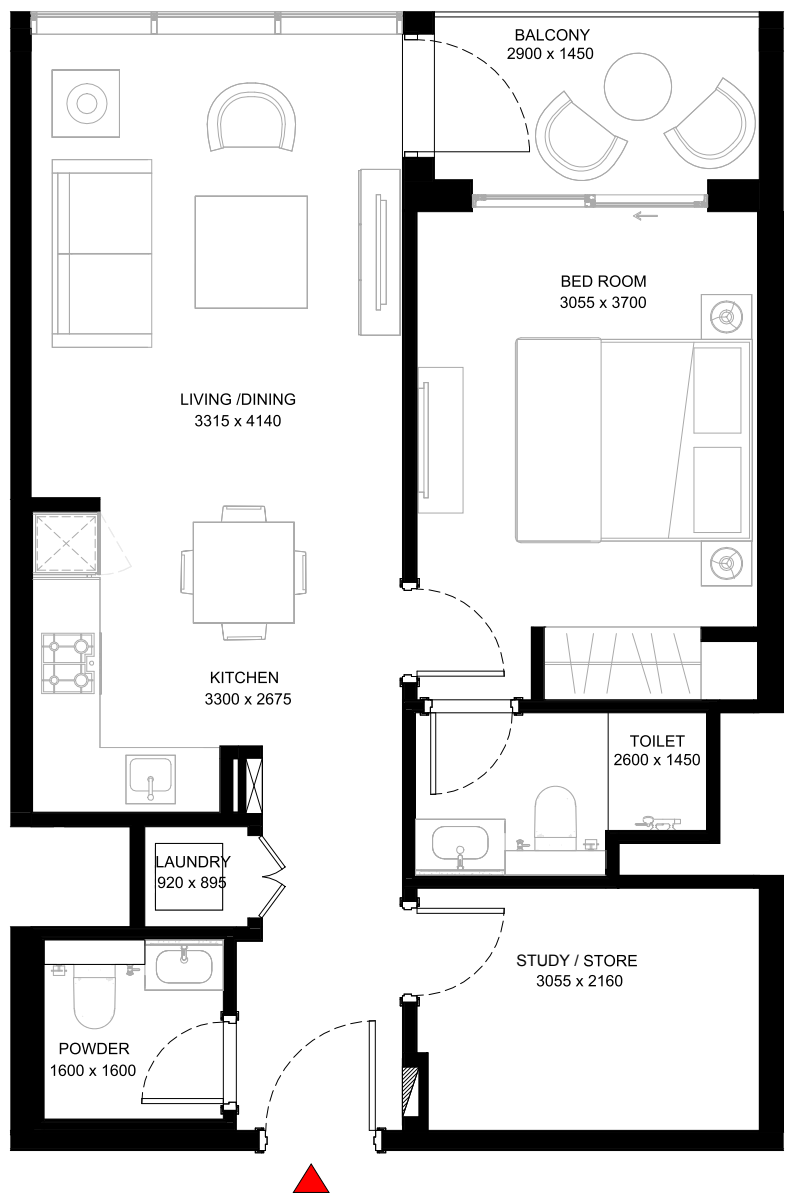
Ras Al Khor Sanctuary, Hartland, Amenities  
A1006, A1106, A1206, A1306

Ras Al Khor Sanctuary, Hartland  
A1406, A1506, A1606, A1706, A1806, A1906, A2006, A2106, A2206, A2306, A2406, A2506, A2606, A2806, A2906, A3006, A3106, A3206, A3306, A3406, A3506, A3606, A3706, A3806, A3906, A4006, A4106, A4206, A4306, A4406, A4506, A4606, A4706, A4806, A4906, A5006, A5106, A5204, A5303, A5404, A5504, A5604, A5704

Disclaimer: 1. All dimensions are in metric, measured to wall finishes. 2. All materials, dimensions & drawings are approximate. 3. Information is subject to change without notice, at developer's absolute discretion. 4. Actual area may vary from the stated area. 5. Drawing are not to scale. 6. All images used are for illustrative purpose only and do not represent the actual size, features, specifications, fittings and furnishings. 7. The developer reserves the right to make revisions/ alterations, at its absolute discretion, without any liability whatsoever.

1.5 BEDROOM APARTMENT  
TYPE A (with study and powder room + balcony)

TOTAL SALEABLE AREA  
SUITE = 661.87 SQ.FT.  
BALCONY = 57.59 SQ.FT.  
TOTAL = 719.46 SQ.FT.



List of unit numbers with this unit plan:

VIEWS

Ras Al Khor Sanctuary, Hartland, Amenities  
A1006, A1106, A1206, A1306

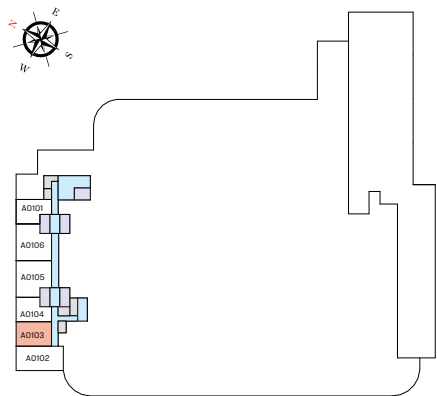
Ras Al Khor Sanctuary, Hartland  
A1406, A1506, A1606, A1706, A1806, A1906, A2006, A2106, A2206, A2306, A2406, A2506, A2606, A2806, A2906, A3006, A3106, A3206, A3306, A3406, A3506, A3606, A3706, A3806, A3906, A4006, A4106, A4206, A4306, A4406, A4506, A4606, A4706, A4806, A4906, A5006, A5106, A5204, A5303, A5404, A5504, A5604, A5704

Disclaimer: 1. All dimensions are in metric, measured to wall finishes. 2. All materials, dimensions & drawings are approximate. 3. Information is subject to change without notice, at developer's absolute discretion. 4. Actual area may vary from the stated area. 5. Drawing are not to scale. 6. All images used are for illustrative purpose only and do not represent the actual size, features, specifications, fittings and furnishings. 7. The developer reserves the right to make revisions/ alterations, at its absolute discretion, without any liability whatsoever.

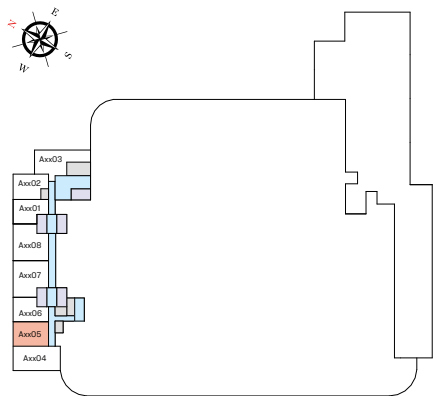
# 1.5 BEDROOM APARTMENT

TYPE A (with study and powder room + balcony) - VARIANT 1

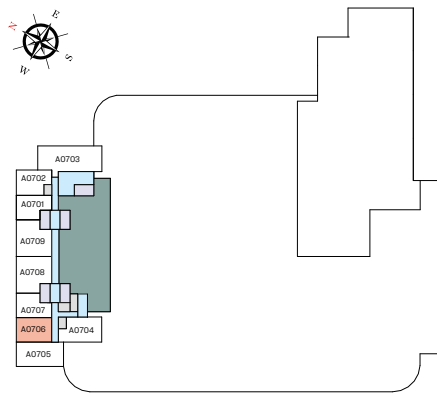
UNIT



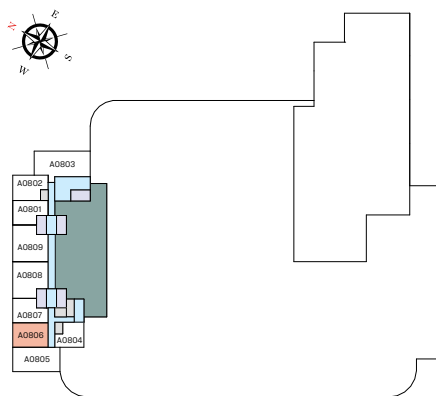
LEVEL 01



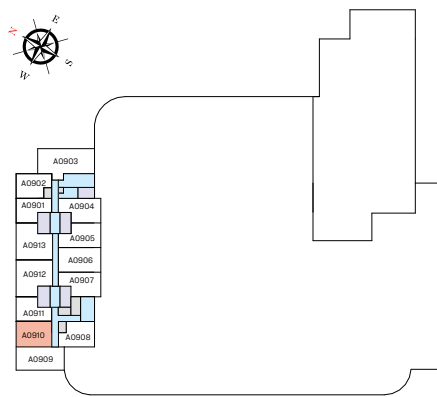
LEVEL 02 - 06



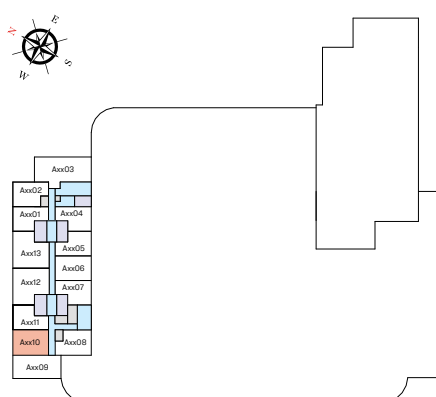
LEVEL 07



LEVEL 08



LEVEL 09



LEVEL 10 - 26 & 28 - 51

List of unit numbers with this unit plan:

## VIEWS

Burj Khalifa, Downtown

A103,A205,A305,A405,A505,A605,A706,A806

Burj Khalifa, Downtown, Dubai Water Canal

A910, A1010, A1110, A1210, A1310, A1410, A1510, A1610, A1710, A1810, A1910, A2010, A2110, A2210, A2310, A2410, A2510, A2610, A2810, A2910, A3010, A3110, A3210, A3310, A3410, A3510, A3610, A3710, A3810, A3910, A4010, A4110, A4210, A4310, A4410, A4510, A4610, A4710, A4810, A4910, A5010, A5110

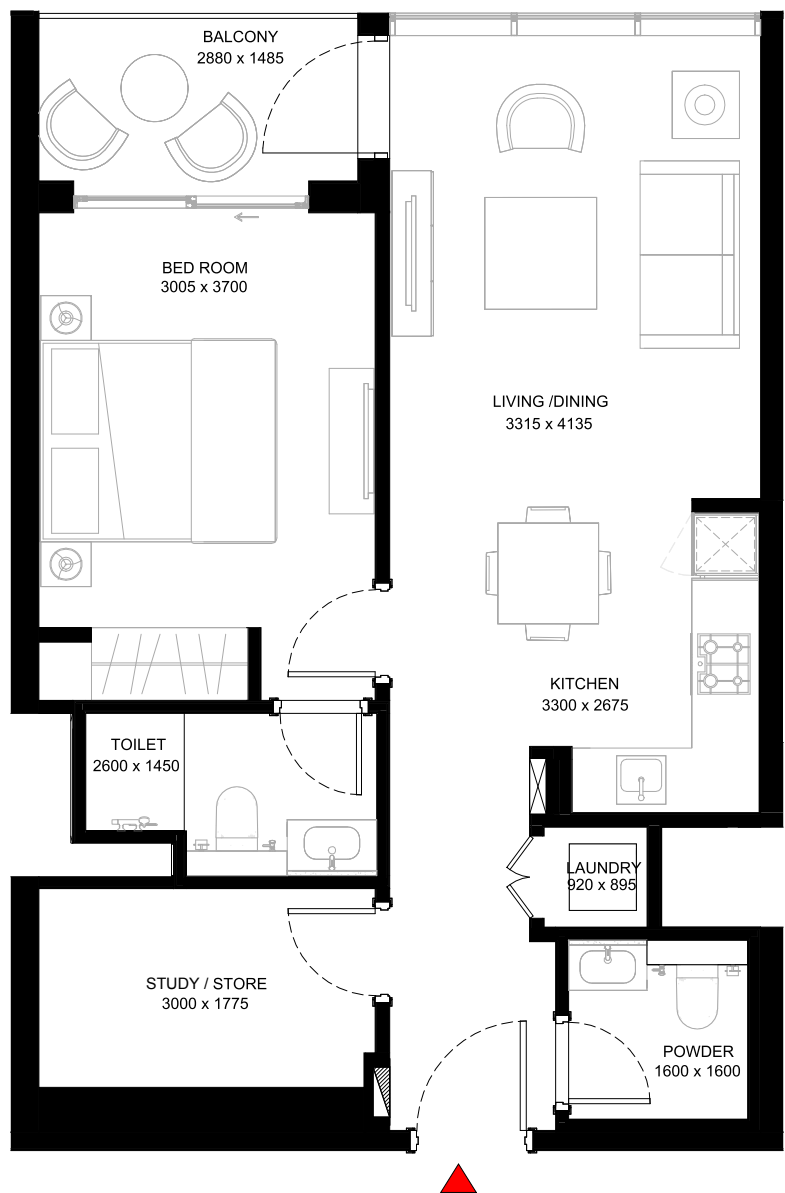
Disclaimer: 1. All dimensions are in metric, measured to wall finishes. 2. All materials, dimensions & drawings are approximate. 3. Information is subject to change without notice, at developer's absolute discretion. 4. Actual area may vary from the stated area. 5. Drawing are not to scale. 6. All images used are for illustrative purpose only and do not represent the actual size, features, specifications, fittings and furnishings. 7. The developer reserves the right to make revisions/ alterations, at its absolute discretion, without any liability whatsoever.

# 1.5 BEDROOM APARTMENT

TYPE A (with study and powder room + balcony) - VARIANT 1

## TOTAL SALEABLE AREA

SUITE = 661.77 SQ.FT.  
BALCONY = 57.59 SQ.FT.  
TOTAL = 719.36 SQ.FT.



List of unit numbers with this unit plan:

## VIEWS

Burj Khalifa, Downtown  
A103,A205,A305,A405,A505,A605,A706,A806

Burj Khalifa, Downtown, Dubai Water Canal  
A910, A1010, A1110, A1210, A1310, A1410, A1510, A1610, A1710, A1810, A1910, A2010, A2110, A2210, A2310, A2410, A2510, A2610, A2810, A2910, A3010, A3110, A3210, A3310, A3410, A3510, A3610, A3710, A3810, A3910, A4010, A4110, A4210, A4310, A4410, A4510, A4610, A4710, A4810, A4910, A5010, A5110

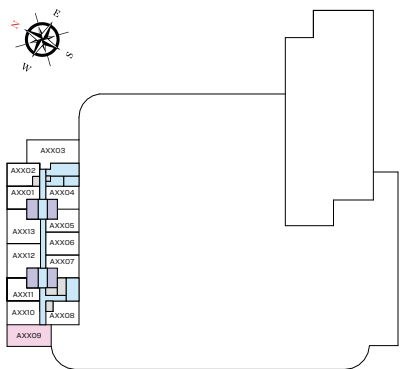
Disclaimer: 1. All dimensions are in metric, measured to wall finishes. 2. All materials, dimensions & drawings are approximate. 3. Information is subject to change without notice, at developer's absolute discretion. 4. Actual area may vary from the stated area. 5. Drawing are not to scale. 6. All images used are for illustrative purpose only and do not represent the actual size, features, specifications, fittings and furnishings. 7. The developer reserves the right to make revisions/ alterations, at its absolute discretion, without any liability whatsoever.

# 2 BEDROOM APARTMENT

TYPE A (with balcony)

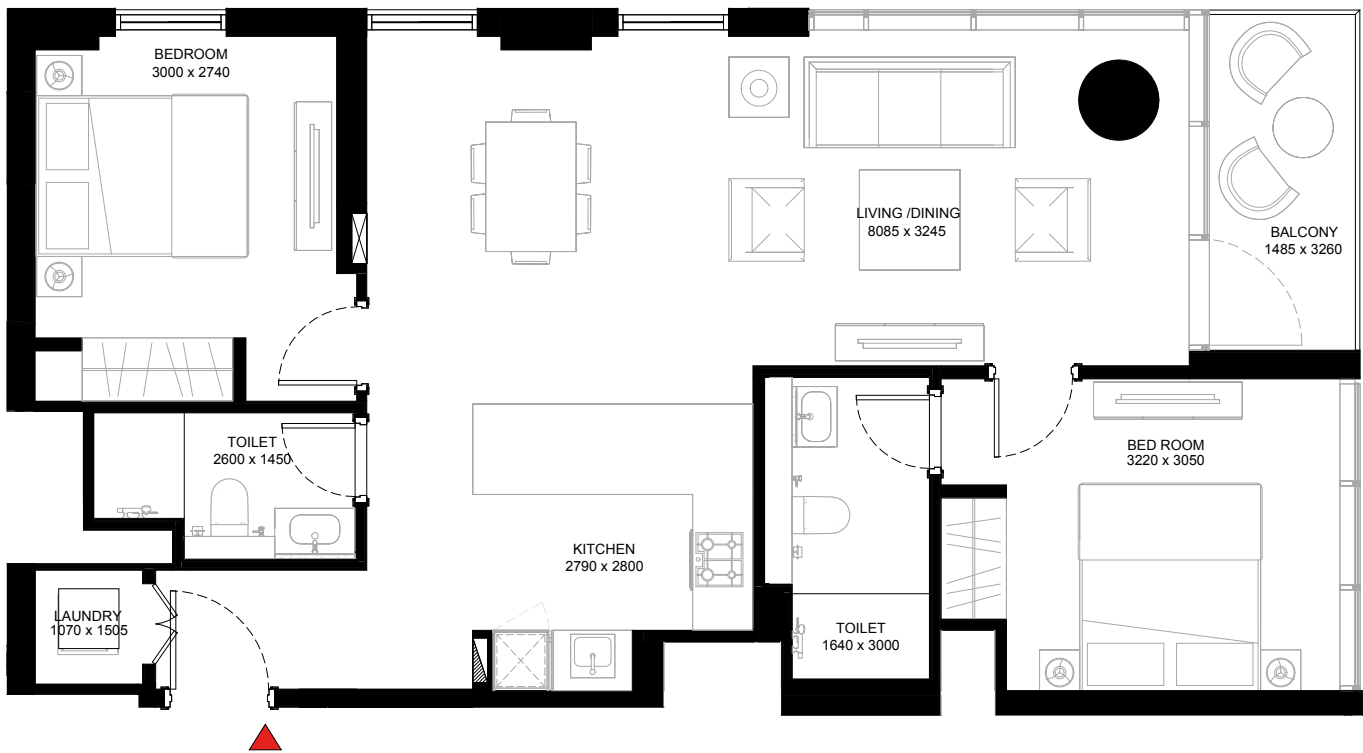
## TOTAL SALEABLE AREA

SUITE = 893.94 SQ.FT.  
BALCONY = 56.73 SQ.FT.  
TOTAL = 950.67 SQ.FT.



LEVEL 10 - 26 & 28 - 51

UNIT



List of unit numbers with this unit plan:

## VIEWS

Burj Khalifa, Downtown, Dubai Water Canal, Hartland, Amenities  
A1009, A1109, A1209, A1309

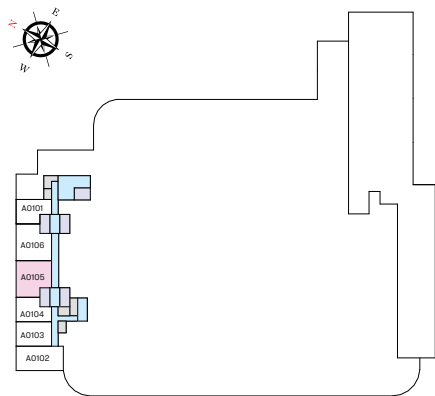
Burj Khalifa, Downtown, Dubai Water Canal, Hartland  
A1409, A1509, A1609, A1709, A1809, A1909, A2009, A2109, A2209, A2309, A2409, A2509, A2609, A2809, A2909, A3009, A3109, A3209, A3309, A3409, A3509, A3609, A3709, A3809, A3909, A4009, A4109, A4209, A4309, A4409, A4509, A4609, A4709, A4809, A4909, A5009, A5109

Disclaimer: 1. All dimensions are in metric, measured to wall finishes. 2. All materials, dimensions & drawings are approximate. 3. Information is subject to change without notice, at developer's absolute discretion. 4. Actual area may vary from the stated area. 5. Drawing are not to scale. 6. All images used are for illustrative purpose only and do not represent the actual size, features, specifications, fittings and furnishings. 7. The developer reserves the right to make revisions/ alterations, at its absolute discretion, without any liability whatsoever.

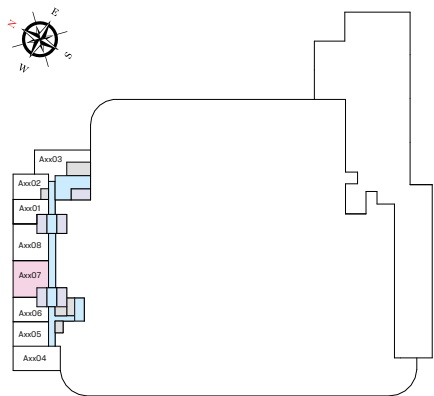
# 2 BEDROOM APARTMENT

TYPE B (with 2 balconies)

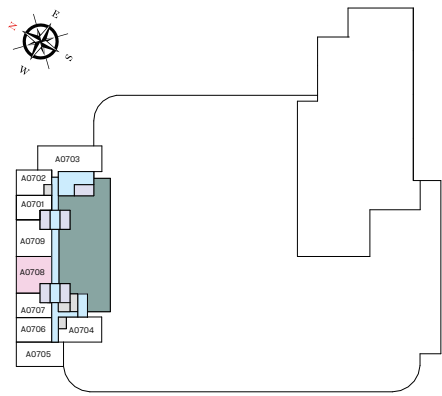
UNIT



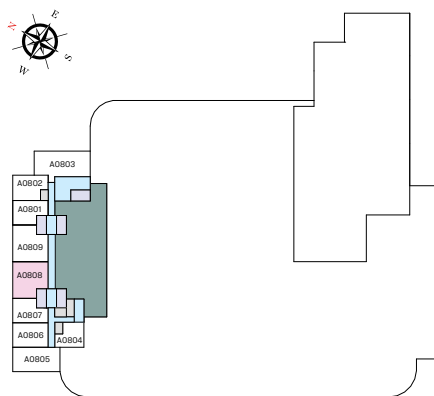
LEVEL 01



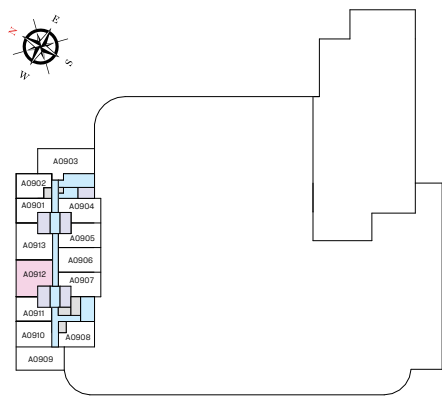
LEVEL 02 - 06



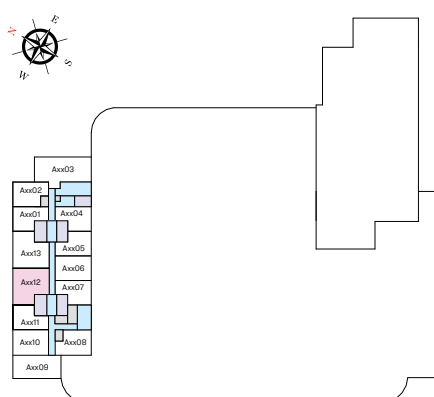
LEVEL 07



LEVEL 08



LEVEL 09



LEVEL 10 - 26 & 28 - 51

List of unit numbers with this unit plan:

## VIEWS

Burj Khalifa, Downtown

A105,A207,A307,A407,A507,A607,A708,A808

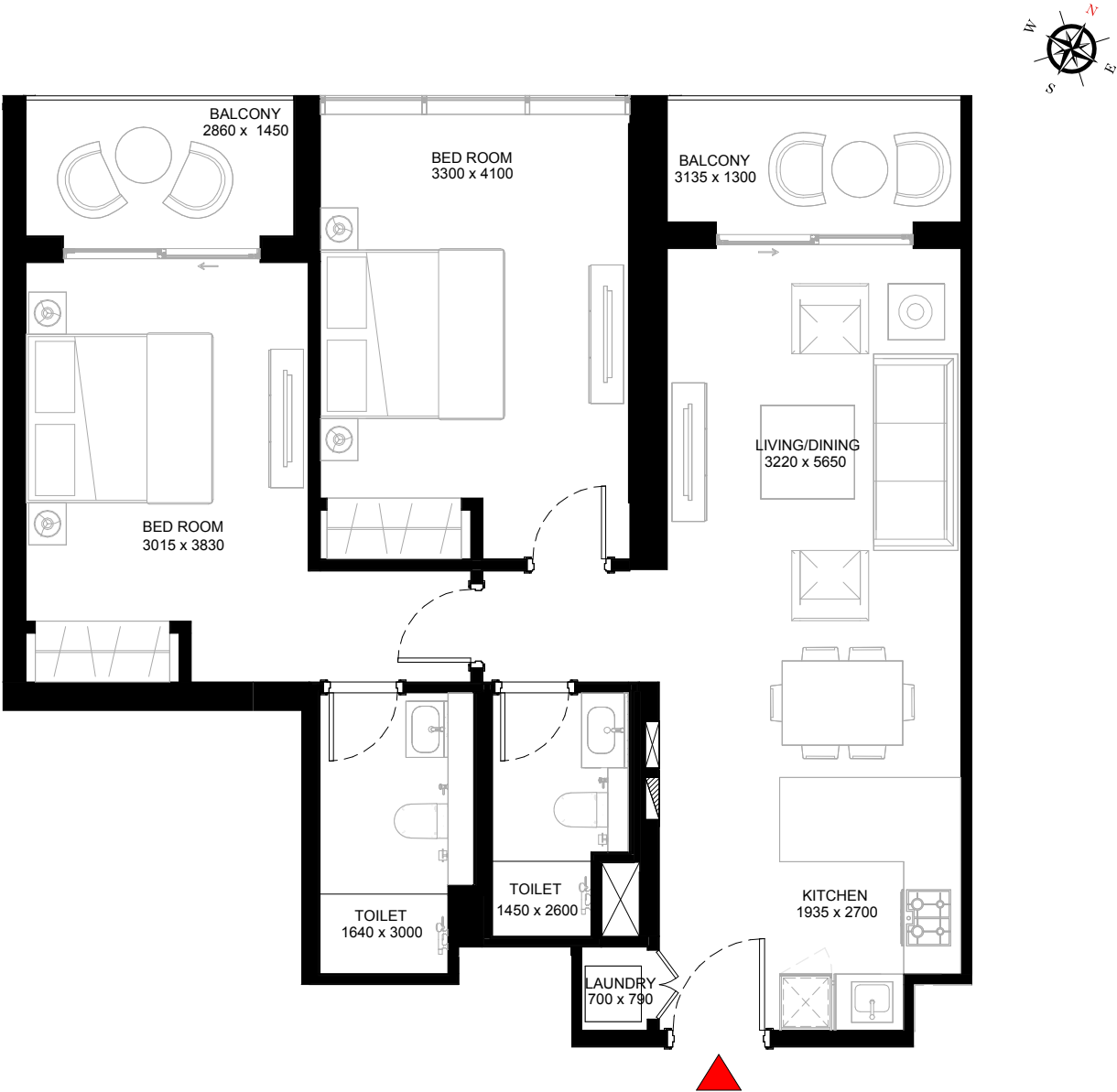
Burj Khalifa, Downtown, Dubai Water Canal

A912, A1012, A1112, A1212, A1312, A1412, A1512, A1612, A1712, A1812, A1912, A2012, A2112, A2212, A2312, A2412, A2512, A2612, A2812, A2912, A3012, A3112, A3212, A3312, A3412, A3512, A3612, A3712, A3812, A3912, A4012, A4112, A4212, A4312, A4412, A4512, A4612, A4712, A4812, A4912, A5012, A5112

Disclaimer: 1. All dimensions are in metric, measured to wall finishes. 2. All materials, dimensions & drawings are approximate. 3. Information is subject to change without notice, at developer's absolute discretion. 4. Actual area may vary from the stated area. 5. Drawing are not to scale. 6. All images used are for illustrative purpose only and do not represent the actual size, features, specifications, fittings and furnishings. 7. The developer reserves the right to make revisions/ alterations, at its absolute discretion, without any liability whatsoever.

2 BEDROOM APARTMENT  
TYPE B (with 2 balconies)

TOTAL SALEABLE AREA  
SUITE = 854.22 SQ.FT.  
BALCONY = 113.45 SQ.FT.  
TOTAL = 967.67 SQ.FT.



List of unit numbers with this unit plan:

VIEWS

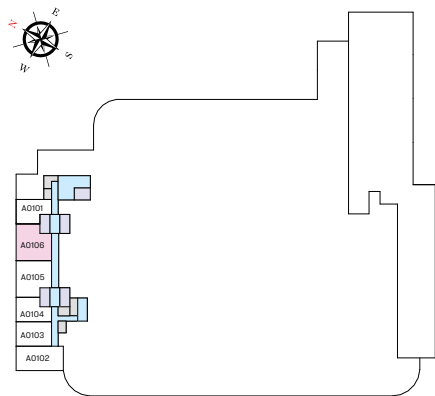
Burj Khalifa, Downtown  
A105,A207,A307,A407,A507,A607,A708,A808

Burj Khalifa, Downtown, Dubai Water Canal  
A912, A1012, A1112, A1212, A1312, A1412, A1512, A1612, A1712, A1812, A1912, A2012, A2112, A2212, A2312, A2412, A2512, A2612, A2812, A2912, A3012, A3112, A3212, A3312, A3412, A3512, A3612, A3712, A3812, A3912, A4012, A4112, A4212, A4312, A4412, A4512, A4612, A4712, A4812, A4912, A5012, A5112

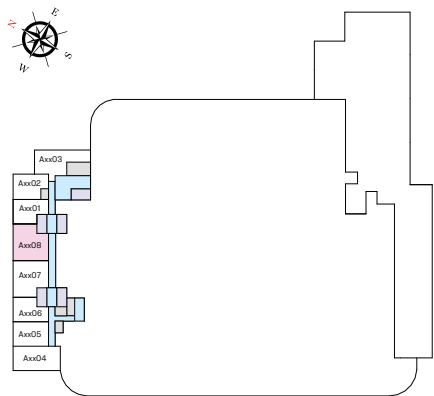
Disclaimer: 1. All dimensions are in metric, measured to wall finishes. 2. All materials, dimensions & drawings are approximate. 3. Information is subject to change without notice, at developer's absolute discretion. 4. Actual area may vary from the stated area. 5. Drawing are not to scale. 6. All images used are for illustrative purpose only and do not represent the actual size, features, specifications, fittings and furnishings. 7. The developer reserves the right to make revisions/ alterations, at its absolute discretion, without any liability whatsoever.

2 BEDROOM APARTMENT  
TYPE B (with 2 balconies) - VARIANT 1

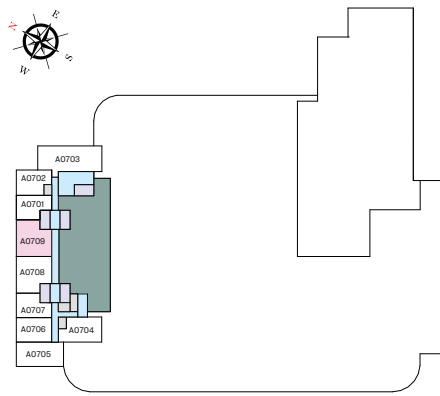
UNIT



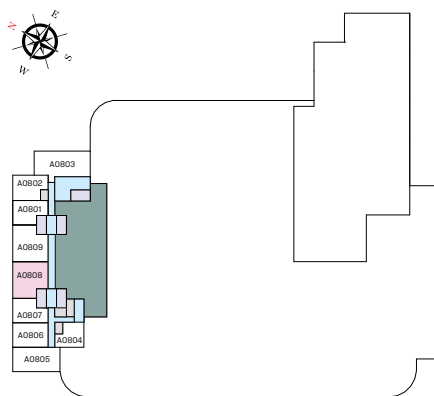
LEVEL 01



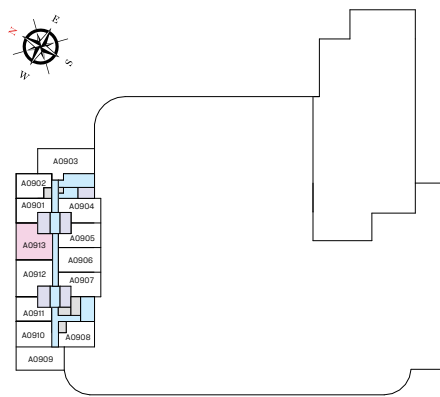
LEVEL 02 - 06



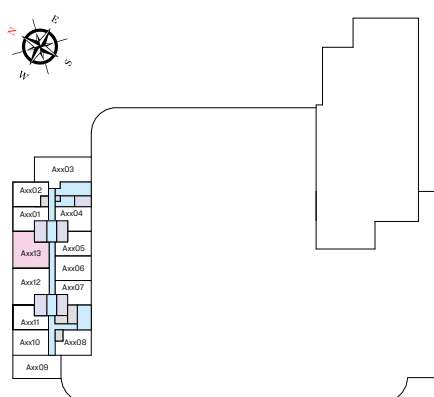
LEVEL 07



LEVEL 08



LEVEL 09



LEVEL 10 - 26 & 28 - 51

List of unit numbers with this unit plan:

VIEWS

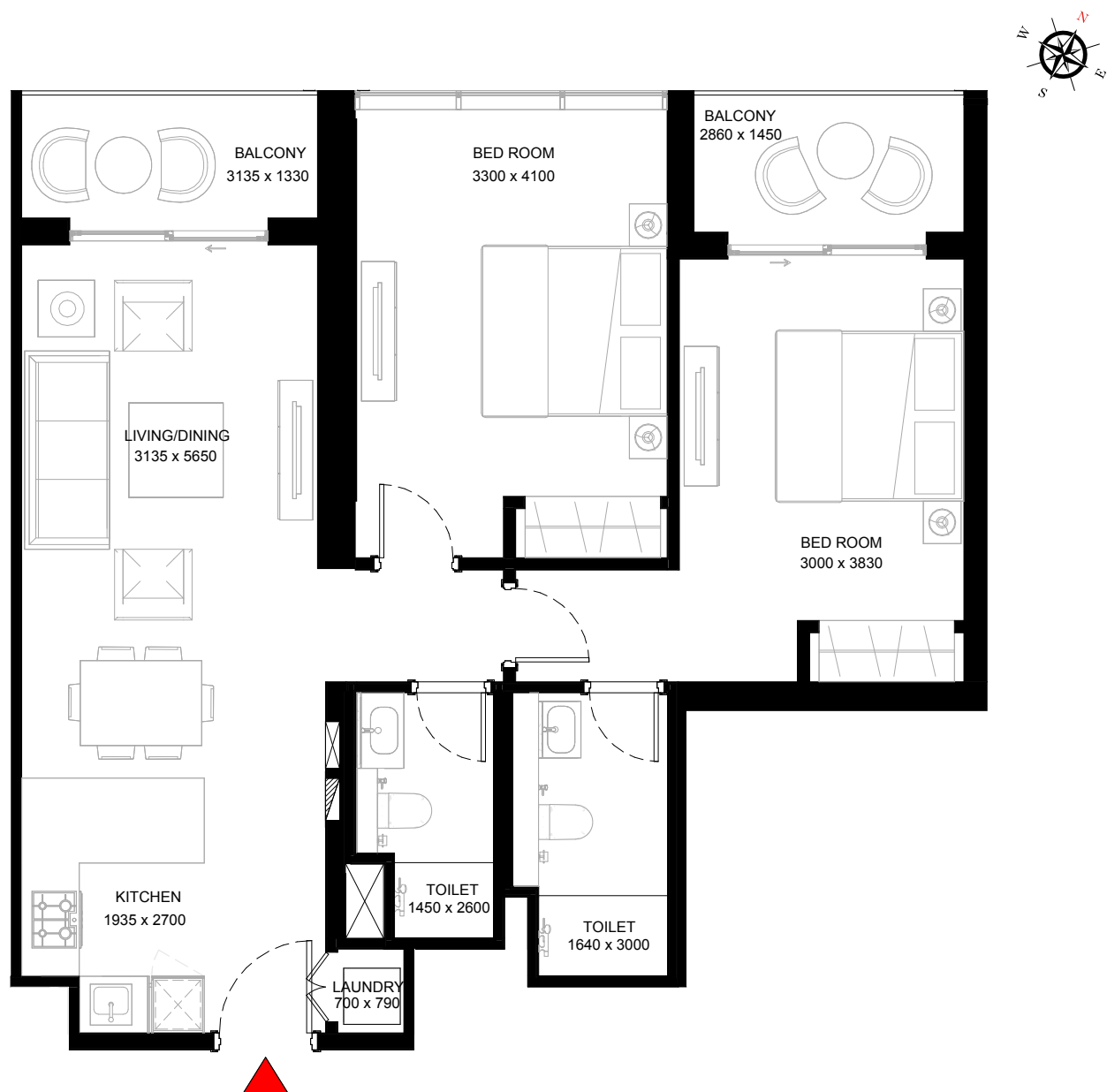
Burj Khalifa, Downtown  
A106,A208,A308,A408,A508,A608,A709,A809

Burj Khalifa, Downtown, Dubai Water Canal  
A913, A1013, A1113, A1213, A1313, A1413, A1513, A1613, A1713, A1813, A1913, A2013, A2113, A2213, A2313, A2413, A2513, A2613, A2813, A2913, A3013, A3113, A3213, A3313, A3413, A3513, A3613, A3713, A3813, A3913, A4013, A4113, A4213, A4313, A4413, A4513, A4613, A4713, A4813, A4913, A5013, A5113

Disclaimer: 1. All dimensions are in metric, measured to wall finishes. 2. All materials, dimensions & drawings are approximate. 3. Information is subject to change without notice, at developer's absolute discretion. 4. Actual area may vary from the stated area. 5. Drawing are not to scale. 6. All images used are for illustrative purpose only and do not represent the actual size, features, specifications, fittings and furnishings. 7. The developer reserves the right to make revisions/ alterations, at its absolute discretion, without any liability whatsoever.

2 BEDROOM APARTMENT  
TYPE B (with 2 balconies) - VARIANT 1

TOTAL SALEABLE AREA  
SUITE = 854.22 SQ.FT.  
BALCONY = 113.45 SQ.FT.  
TOTAL = 967.67 SQ.FT.



List of unit numbers with this unit plan:

VIEWS

Burj Khalifa, Downtown  
A106,A208,A308,A408,A508,A608,A709,A809

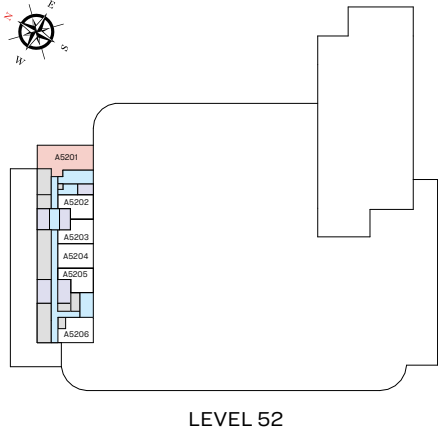
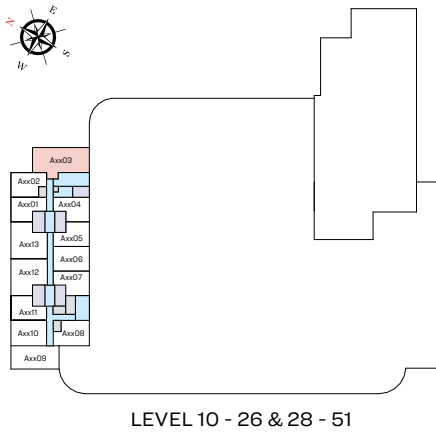
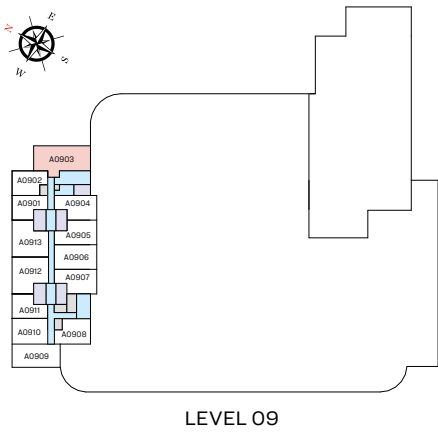
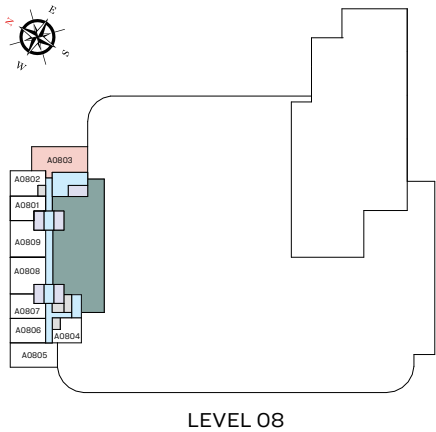
Burj Khalifa, Downtown, Dubai Water Canal  
A913, A1013, A1113, A1213, A1313, A1413, A1513, A1613, A1713, A1813, A1913, A2013, A2113, A2213, A2313, A2413, A2513, A2613, A2813, A2913, A3013, A3113, A3213, A3313, A3413, A3513, A3613, A3713, A3813, A3913, A4013, A4113, A4213, A4313, A4413, A4513, A4613, A4713, A4813, A4913, A5013, A5113

Disclaimer: 1. All dimensions are in metric, measured to wall finishes. 2. All materials, dimensions & drawings are approximate. 3. Information is subject to change without notice, at developer's absolute discretion. 4. Actual area may vary from the stated area. 5. Drawing are not to scale. 6. All images used are for illustrative purpose only and do not represent the actual size, features, specifications, fittings and furnishings. 7. The developer reserves the right to make revisions/ alterations, at its absolute discretion, without any liability whatsoever.

# 2.5 BEDROOM APARTMENT

## TYPE A (with study and powder room + balcony)

UNIT



List of unit numbers with this unit plan:

VIEWS

- Burj Khalifa, Downtown, Ras Al Khor Sanctuary, Hartland, Amenities  
A803
- Burj Khalifa, Downtown, Dubai Water Canal, Ras Al Khor Sanctuary, Hartland, Amenities  
A903, A1003, A1103, A1203, A1303

- Burj Khalifa, Downtown, Dubai Water Canal, Ras Al Khor Sanctuary, Hartland  
A1403, A1503, A1603, A1703, A1803, A1903, A2003, A2103, A2203, A2303, A2403, A2503, A2603, A2803, A2903, A3003, A3103, A3203, A3303, A3403, A3503, A3603, A3703, A3803, A3903, A4003, A4103, A4203, A4303, A4403, A4503, A4603, A4703, A4803, A4903, A5003, A5103, A5201

Disclaimer: 1. All dimensions are in metric, measured to wall finishes. 2. All materials, dimensions & drawings are approximate. 3. Information is subject to change without notice, at developer's absolute discretion. 4. Actual area may vary from the stated area. 5. Drawing are not to scale. 6. All images used are for illustrative purpose only and do not represent the actual size, features, specifications, fittings and furnishings. 7. The developer reserves the right to make revisions/ alterations, at its absolute discretion, without any liability whatsoever.

# 2.5 BEDROOM APARTMENT

TYPE A (with study and powder room + balcony)

## TOTAL SALEABLE AREA

SUITE = 1,117.51 SQ.FT.  
BALCONY = 55.54 SQ.FT.  
TOTAL = 1,173.05 SQ.FT.



List of unit numbers with this unit plan:

### VIEWS

Burj Khalifa, Downtown, Ras Al Khor Sanctuary, Hartland, Amenities  
A803

Burj Khalifa, Downtown, Dubai Water Canal, Ras Al Khor Sanctuary, Hartland, Amenities  
A903, A1003, A1103, A1203, A1303

Burj Khalifa, Downtown, Dubai Water Canal, Ras Al Khor Sanctuary, Hartland  
A1403, A1503, A1603, A1703, A1803, A1903, A2003, A2103, A2203, A2303, A2403, A2503, A2603, A2803, A2903, A3003, A3103, A3203, A3303, A3403, A3503, A3603, A3703, A3803, A3903, A4003, A4103, A4203, A4303, A4403, A4503, A4603, A4703, A4803, A4903, A5003, A5103, A5201

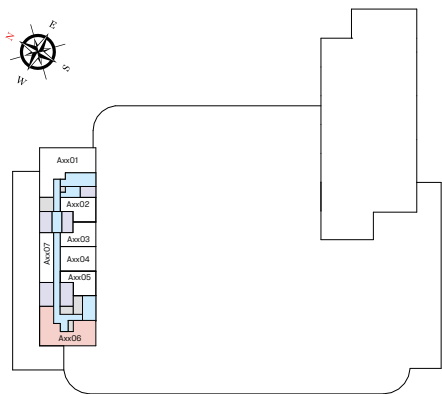
Disclaimer: 1. All dimensions are in metric, measured to wall finishes. 2. All materials, dimensions & drawings are approximate. 3. Information is subject to change without notice, at developer's absolute discretion. 4. Actual area may vary from the stated area. 5. Drawing are not to scale. 6. All images used are for illustrative purpose only and do not represent the actual size, features, specifications, fittings and furnishings. 7. The developer reserves the right to make revisions/ alterations, at its absolute discretion, without any liability whatsoever.

# 2.5 BEDROOM APARTMENT

TYPE B (with study and maid room + balcony)

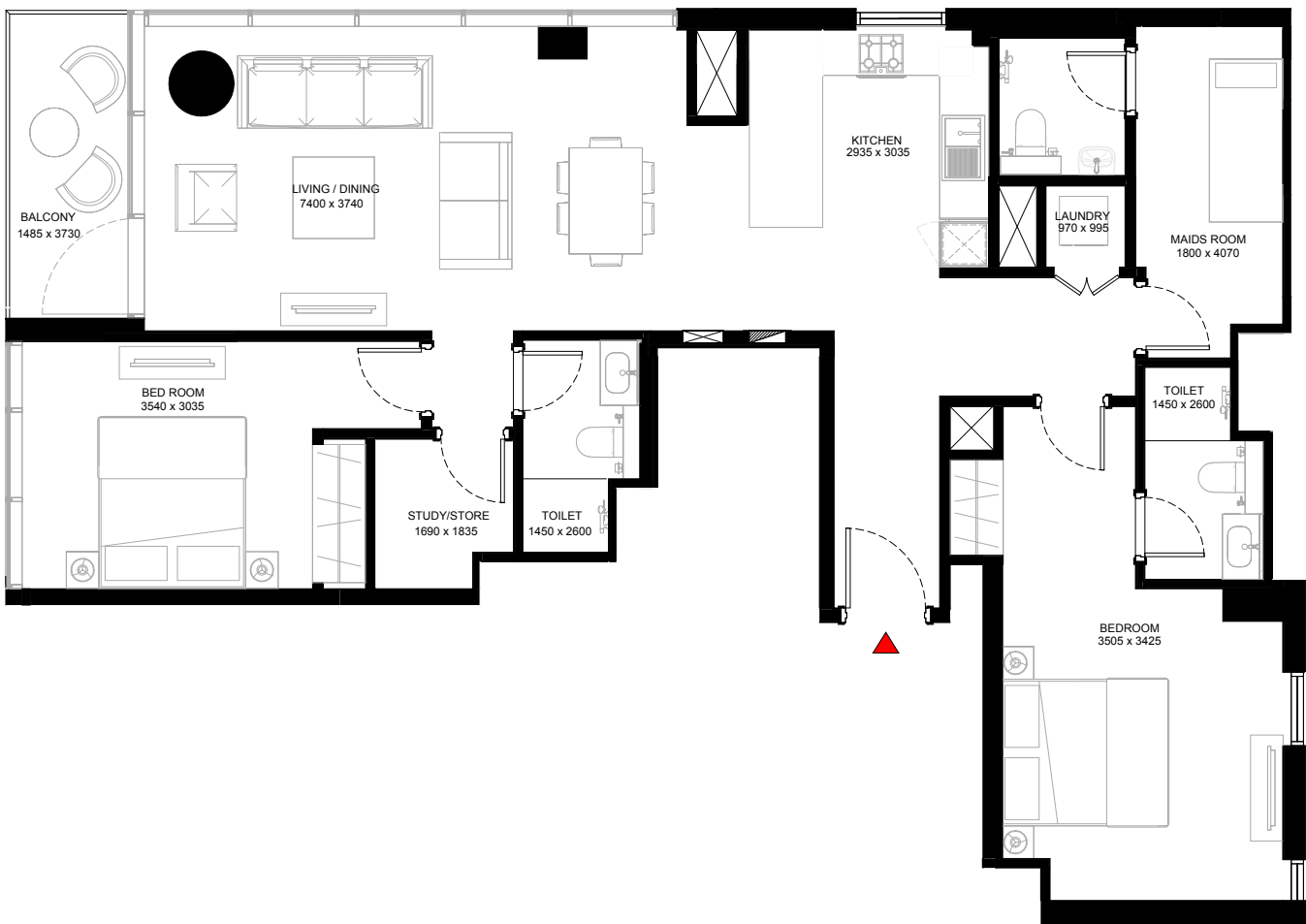
## TOTAL SALEABLE AREA

SUITE = 1,191.56 SQ.FT.  
BALCONY = 63.51 SQ.FT.  
TOTAL = 1,255.07 SQ.FT.



LEVEL 54 - 57

UNIT



List of unit numbers with this unit plan:

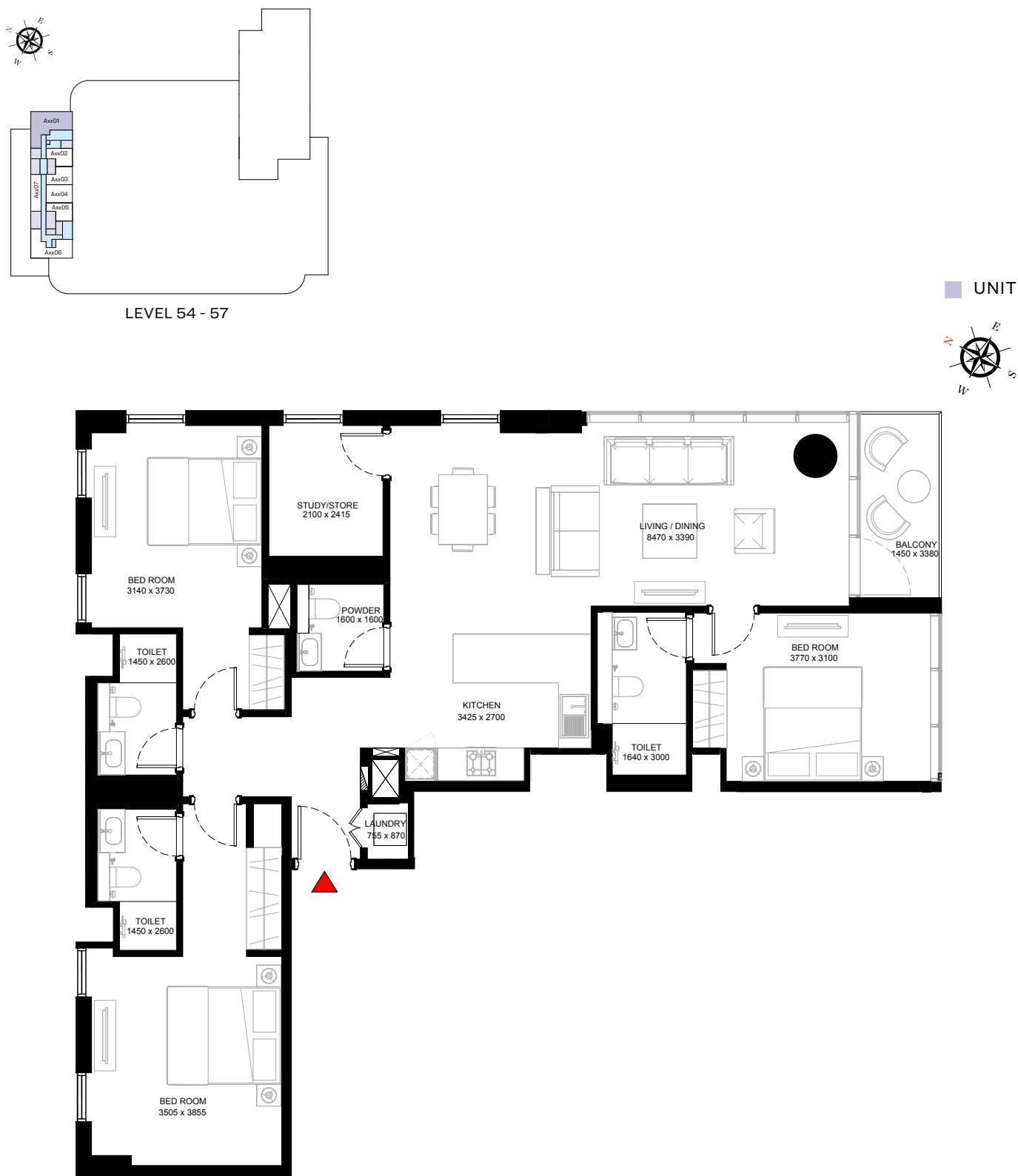
## VIEWS

Burj Khalifa, Downtown, Hartland  
A5406, A5506, A5606, A5706

Disclaimer: 1. All dimensions are in metric, measured to wall finishes. 2. All materials, dimensions & drawings are approximate. 3. Information is subject to change without notice, at developer's absolute discretion. 4. Actual area may vary from the stated area. 5. Drawing are not to scale. 6. All images used are for illustrative purpose only and do not represent the actual size, features, specifications, fittings and furnishings. 7. The developer reserves the right to make revisions/ alterations, at its absolute discretion, without any liability whatsoever.

3.5 BEDROOM APARTMENT  
TYPE A (with study and powder room + balcony)

TOTAL SALEABLE AREA  
SUITE = 1,394.14 SQ.FT.  
BALCONY = 57.69 SQ.FT.  
TOTAL = 1,451.83 SQ.FT.



List of unit numbers with this unit plan:

VIEWS

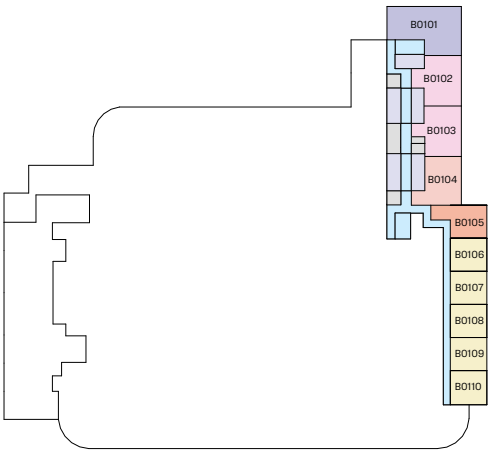
Burj Khalifa, Downtown, Hartland  
A5401, A5501, A5601, A5701

Disclaimer: 1. All dimensions are in metric, measured to wall finishes. 2. All materials, dimensions & drawings are approximate. 3. Information is subject to change without notice, at developer's absolute discretion. 4. Actual area may vary from the stated area. 5. Drawing are not to scale. 6. All images used are for illustrative purpose only and do not represent the actual size, features, specifications, fittings and furnishings. 7. The developer reserves the right to make revisions/ alterations, at its absolute discretion, without any liability whatsoever.

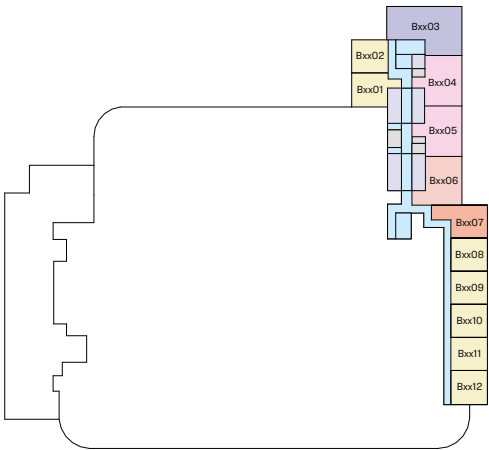
**TOWER B**  
FLOOR AND UNIT PLANS

FLOOR PLAN LAYOUT

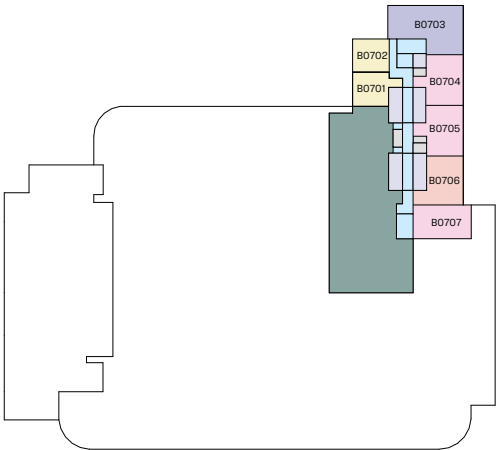
TOWER B



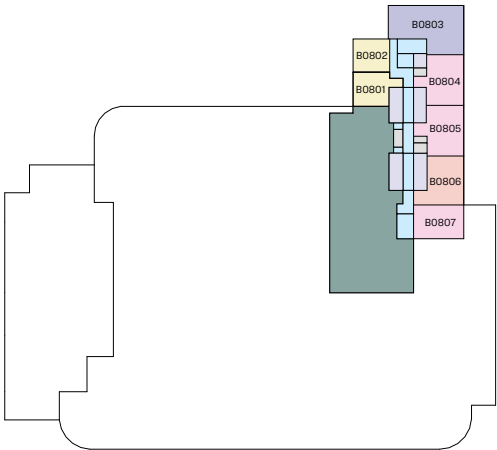
LEVEL 01



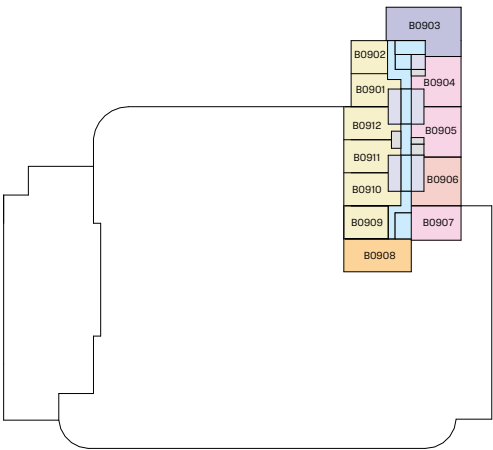
LEVEL 02 - 06



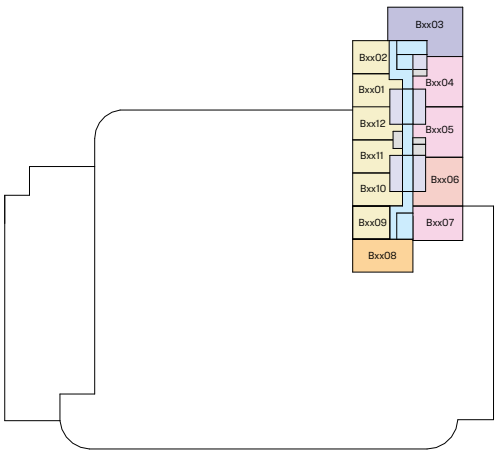
LEVEL 07




LEVEL 08



LEVEL 09



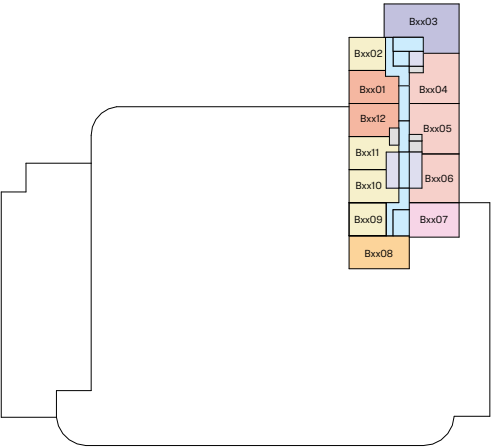
LEVEL 10 - 32



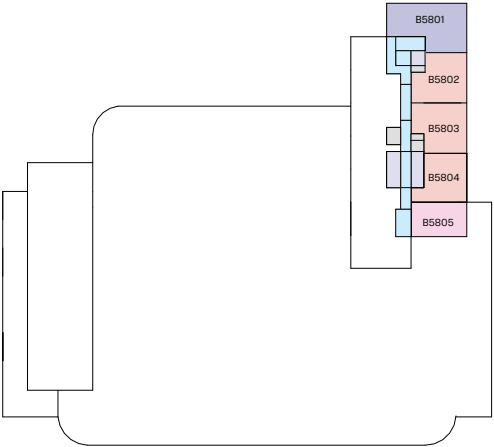
Disclaimer: 1. All dimensions are in metric, measured to wall finishes. 2. All materials, dimensions & drawings are approximate. 3. Information is subject to change without notice, at developer's absolute discretion. 4. Actual area may vary from the stated area. 5. Drawing are not to scale. 6. All images used are for illustrative purpose only and do not represent the actual size, features, specifications, fittings and furnishings. 7. The developer reserves the right to make revisions/ alterations, at its absolute discretion, without any liability whatsoever.

FLOOR PLAN LAYOUT

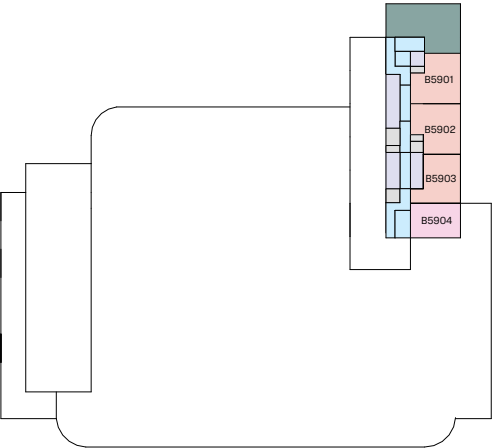
TOWER B



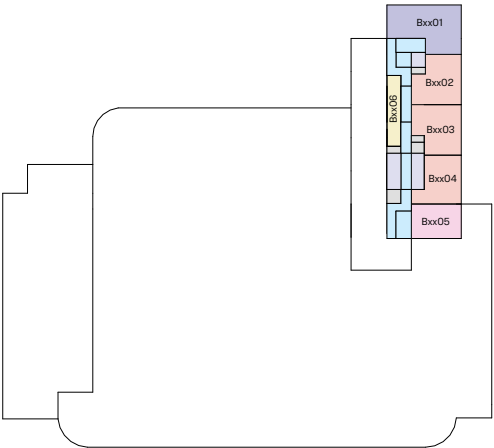
LEVEL (34 - 57)



LEVEL 58



LEVEL 59



LEVEL 60 - 63

1 BED UNIT	2.5 BED UNIT	CIRCULATION
1.5 BED UNIT	3 BED UNIT	LIFT
2 BED UNIT	3.5 BED UNIT	SERVICES
		AMENITIES

Disclaimer: 1. All dimensions are in metric, measured to wall finishes. 2. All materials, dimensions & drawings are approximate. 3. Information is subject to change without notice, at developer's absolute discretion. 4. Actual area may vary from the stated area. 5. Drawing are not to scale. 6. All images used are for illustrative purpose only and do not represent the actual size, features, specifications, fittings and furnishings. 7. The developer reserves the right to make revisions/ alterations, at its absolute discretion, without any liability whatsoever.

# 1 BEDROOM APARTMENT

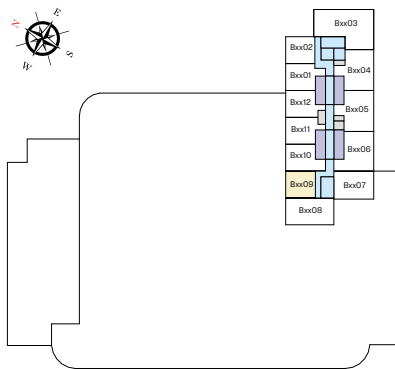
## TYPE D (with powder room + balcony)

### TOTAL SALEABLE AREA

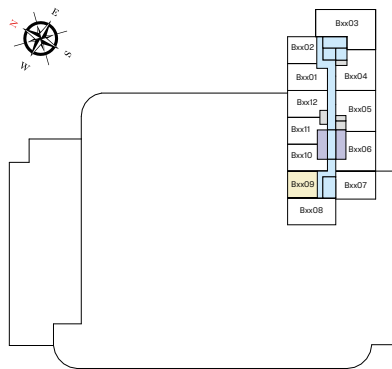
SUITE = 676.51 SQ.FT.

BALCONY = 66.63 SQ.FT.

TOTAL = 743.14 SQ.FT.

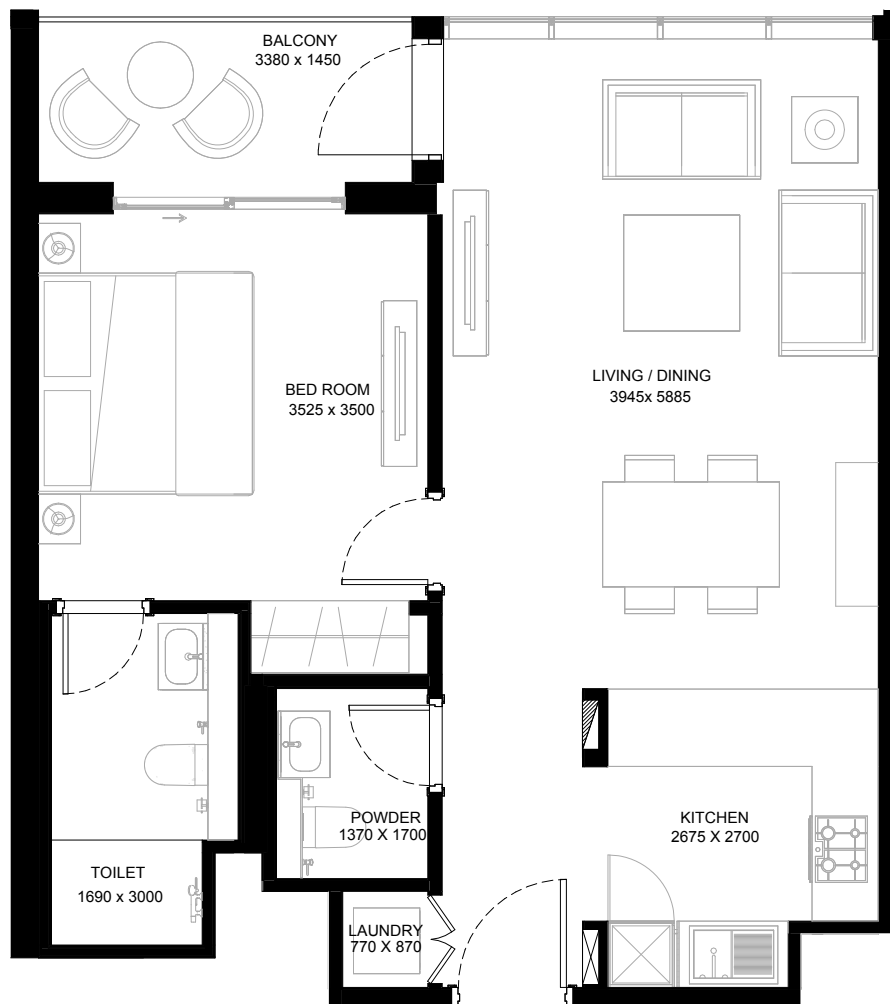


LEVEL 10 - 32



LEVEL 34 - 57

UNIT



List of unit numbers with this unit plan:

### VIEWS

Burj Khalifa, Downtown, Dubai Water Canal, Amenities  
B1009, B1109, B1209, B1309

Burj Khalifa, Downtown, Dubai Water Canal

B1409, B1509, B1609, B1709, B1809, B1909, B2009, B2109, B2209, B2309, B2409, B2509, B2609, B2709, B2809, B2909, B3009, B3109, B3209, B3409, B3509, B3609, B3709, B3809, B3909, B4009, B4109, B4209, B4309, B4409, B4509, B4609, B4709, B4809, B4909, B5009, B5109, B5209, B5309, B5409, B5509, B5609, B5709

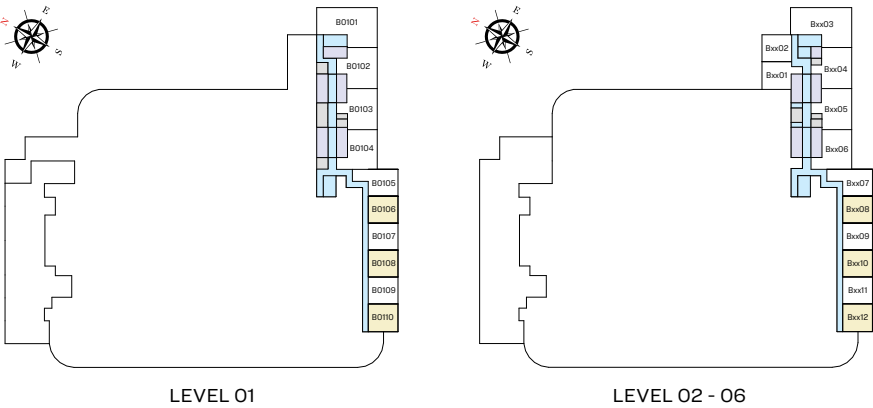
Disclaimer: 1. All dimensions are in metric, measured to wall finishes. 2. All materials, dimensions & drawings are approximate. 3. Information is subject to change without notice, at developer's absolute discretion. 4. Actual area may vary from the stated area. 5. Drawing are not to scale. 6. All images used are for illustrative purpose only and do not represent the actual size, features, specifications, fittings and furnishings. 7. The developer reserves the right to make revisions/ alterations, at its absolute discretion, without any liability whatsoever.

# 1 BEDROOM APARTMENT

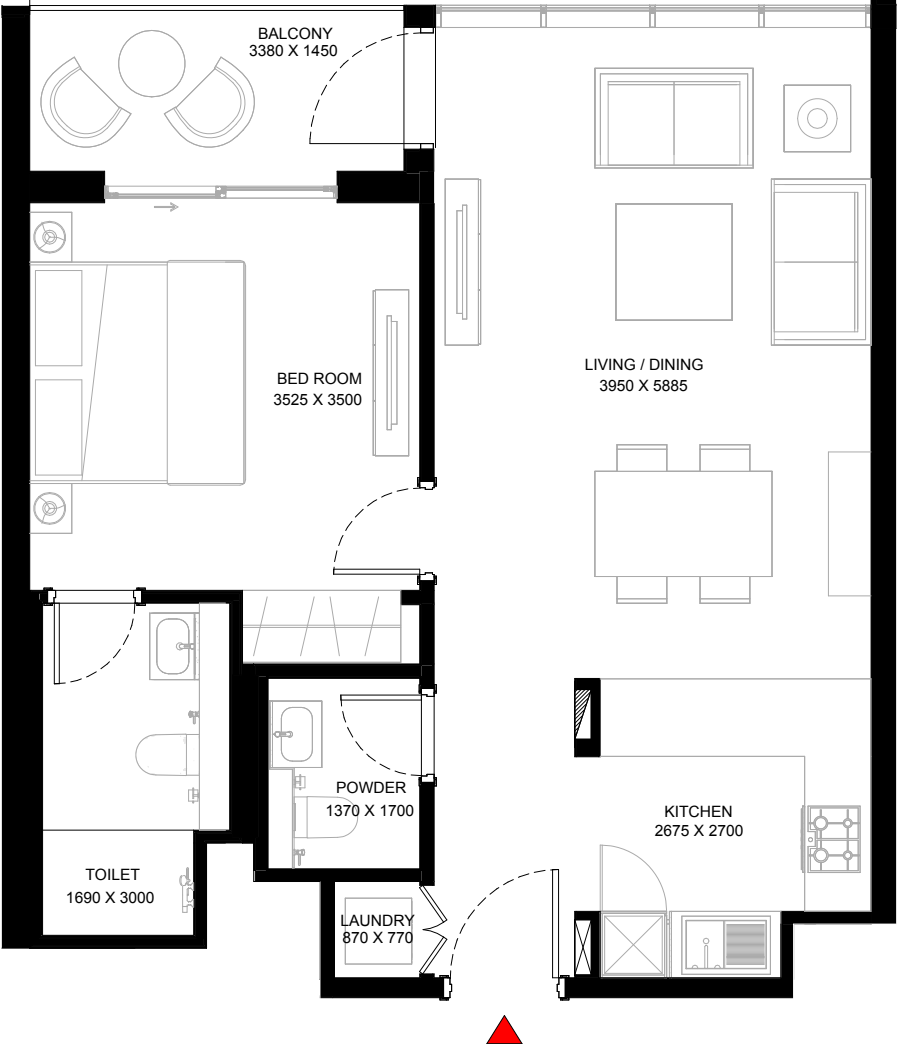
TYPE D (with powder room + balcony) - VARIANT 1

## TOTAL SALEABLE AREA

SUITE = 675.11 SQ.FT.  
BALCONY = 64.48 SQ.FT.  
TOTAL = 739.59 SQ.FT.



UNIT



List of unit numbers with this unit plan:

## VIEWS

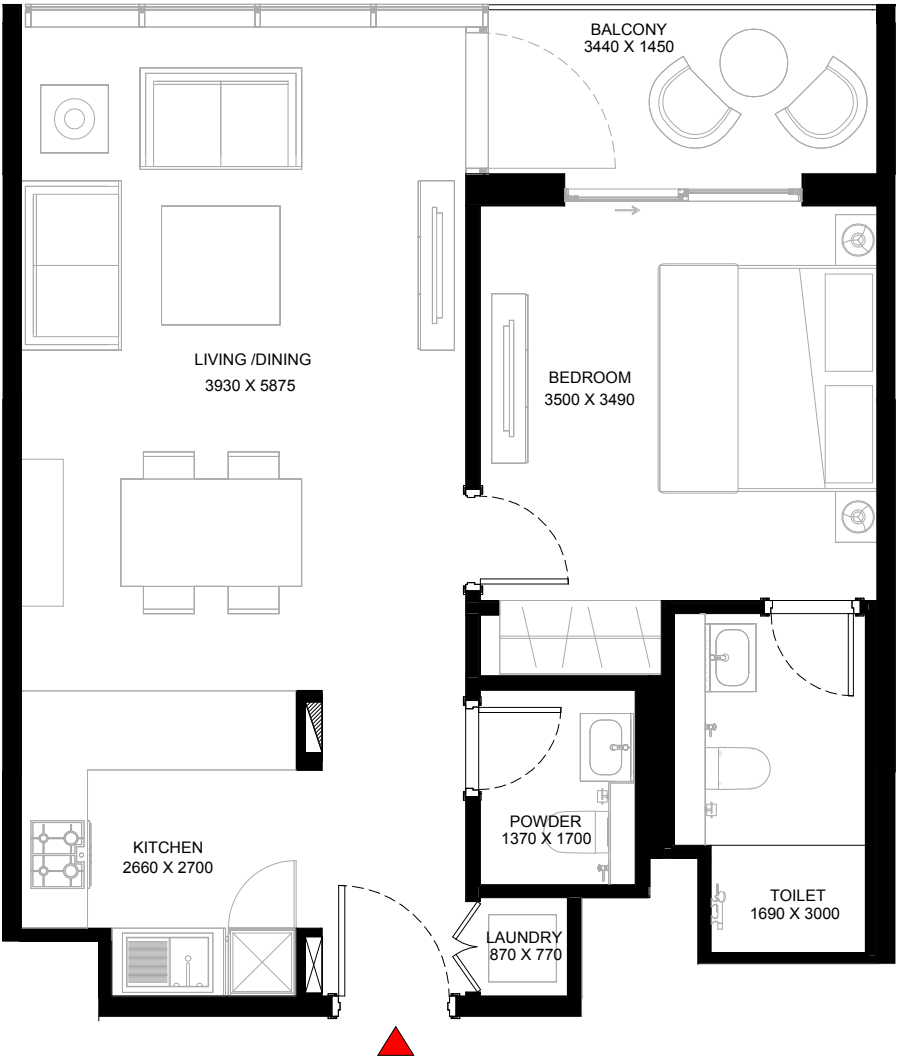
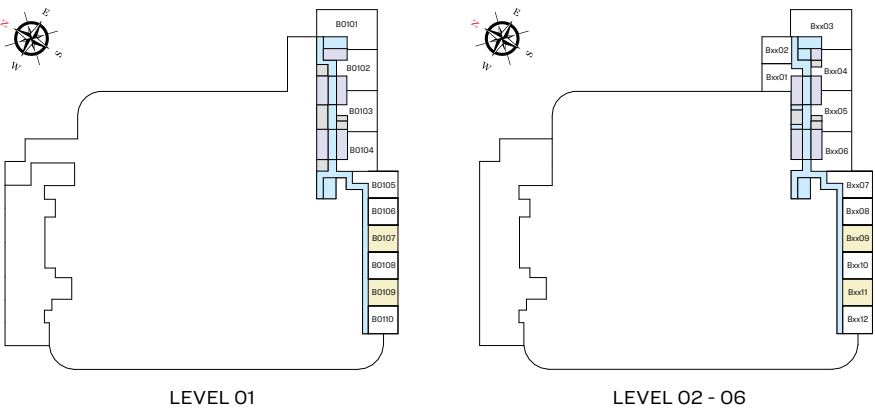
Hartland

B106, B108, B110, B208, B210, B212, B308, B310, B312, B408, B410, B412, B508, B510, B512, B608, B610, B612

Disclaimer: 1. All dimensions are in metric, measured to wall finishes. 2. All materials, dimensions & drawings are approximate. 3. Information is subject to change without notice, at developer's absolute discretion. 4. Actual area may vary from the stated area. 5. Drawing are not to scale. 6. All images used are for illustrative purpose only and do not represent the actual size, features, specifications, fittings and furnishings. 7. The developer reserves the right to make revisions/ alterations, at its absolute discretion, without any liability whatsoever.

1 BEDROOM APARTMENT  
TYPE D (with powder room + balcony) - VARIANT 2

TOTAL SALEABLE AREA  
SUITE = 682.86 SQ.FT.  
BALCONY = 66.09 SQ.FT.  
TOTAL = 748.95 SQ.FT.



List of unit numbers with this unit plan:

VIEWS

Hartland  
B107, B109, B209, B211, B309, B311, B409, B411, B509, B511, B609, B611

Disclaimer: 1. All dimensions are in metric, measured to wall finishes. 2. All materials, dimensions & drawings are approximate. 3. Information is subject to change without notice, at developer's absolute discretion. 4. Actual area may vary from the stated area. 5. Drawing are not to scale. 6. All images used are for illustrative purpose only and do not represent the actual size, features, specifications, fittings and furnishings. 7. The developer reserves the right to make revisions/ alterations, at its absolute discretion, without any liability whatsoever.

# 1 BEDROOM APARTMENT

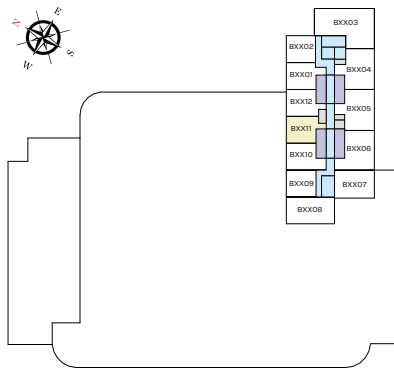
## TYPE E (with powder room + balcony)

### TOTAL SALEABLE AREA

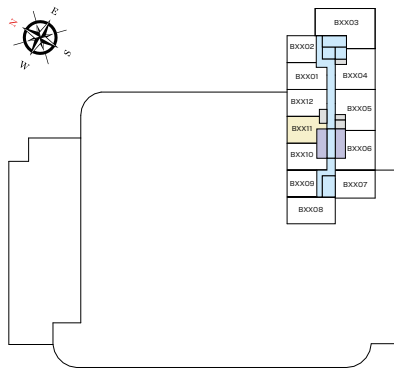
SUITE = 788.13 SQ.FT.

BALCONY = 66.84 SQ.FT.

TOTAL = 854.97 SQ.FT.

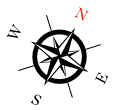


LEVEL 10 - 32



LEVEL 34 - 57

UNIT



List of unit numbers with this unit plan:

## VIEWS

Burj Khalifa, Downtown, Dubai Water Canal, Amenities  
B1011, B1111, B1211, B1311

Burj Khalifa, Downtown, Dubai Water Canal  
B1411, B1511, B1611, B1711, B1811, B1911, B2011, B2111, B2211, B2311, B2411, B2511, B2611, B2711, B2811, B2911, B3011, B3111, B3211, B3411, B3511, B3611, B3711, B3811, B3911, B4011, B4111, B4211, B4311, B4411, B4511, B4611, B4711, B4811, B4911, B5011, B5111, B5211, B5311, B5411, B5511, B5611, B5711

Disclaimer: 1. All dimensions are in metric, measured to wall finishes. 2. All materials, dimensions & drawings are approximate. 3. Information is subject to change without notice, at developer's absolute discretion. 4. Actual area may vary from the stated area. 5. Drawing are not to scale. 6. All images used are for illustrative purpose only and do not represent the actual size, features, specifications, fittings and furnishings. 7. The developer reserves the right to make revisions/ alterations, at its absolute discretion, without any liability whatsoever.

# 1 BEDROOM APARTMENT

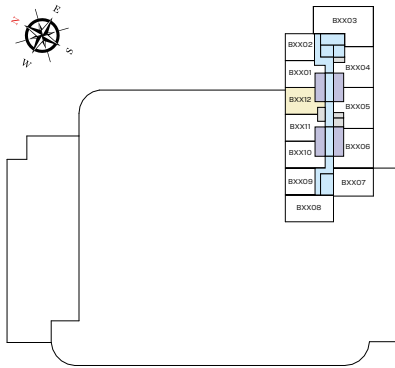
TYPE E (with powder room + balcony) - VARIANT 1

## TOTAL SALEABLE AREA

SUITE = 788.13 SQ.FT.

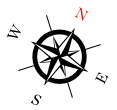
BALCONY = 66.84 SQ.FT.

TOTAL = 854.97 SQ.FT.



LEVEL 10 - 32

UNIT



List of unit numbers with this unit plan:

## VIEWS

Burj Khalifa, Downtown, Dubai Water Canal, Amenities  
B1012, B1112, B1212, B1312

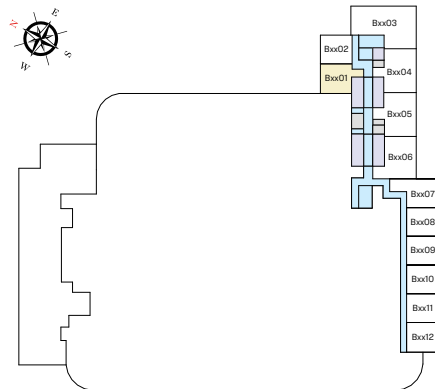
Burj Khalifa, Downtown, Dubai Water Canal  
B1412, B1512, B1612, B1712, B1812, B1912, B2012, B2112, B2212, B2312, B2412, B2512, B2612, B2712, B2812, B2912, B3012, B3112, B3212

Disclaimer: 1. All dimensions are in metric, measured to wall finishes. 2. All materials, dimensions & drawings are approximate. 3. Information is subject to change without notice, at developer's absolute discretion. 4. Actual area may vary from the stated area. 5. Drawing are not to scale. 6. All images used are for illustrative purpose only and do not represent the actual size, features, specifications, fittings and furnishings. 7. The developer reserves the right to make revisions/ alterations, at its absolute discretion, without any liability whatsoever.

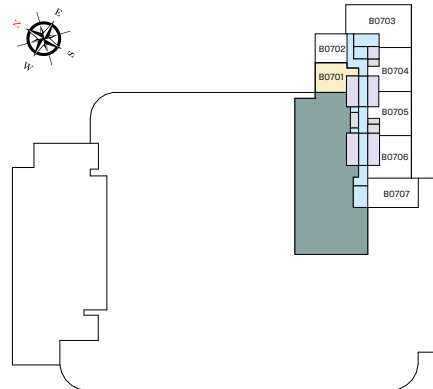
# 1 BEDROOM APARTMENT

## TYPE F (with powder room + balcony)

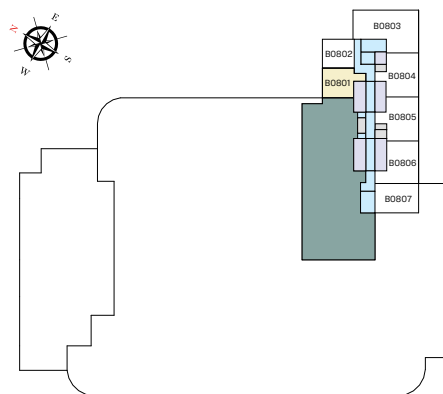
UNIT



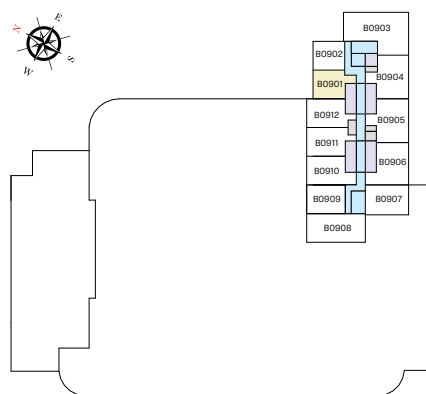
LEVEL 02 - 06



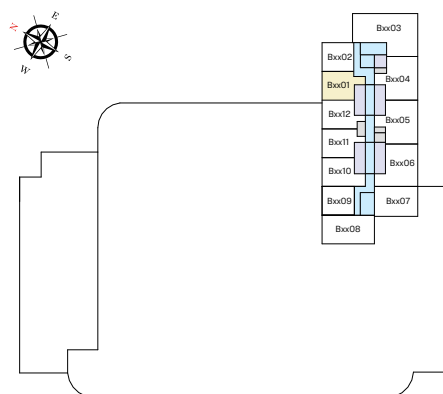
LEVEL 07



LEVEL 08



LEVEL 09



LEVEL 10 - 32

List of unit numbers with this unit plan:

## VIEWS

### Burj Khalifa, Downtown

B201, B301, B401, B501, B601, B701, B801

### Burj Khalifa, Downtown, Dubai Water Canal, Amenities

B901, B1001, B1101, B1201, B1301

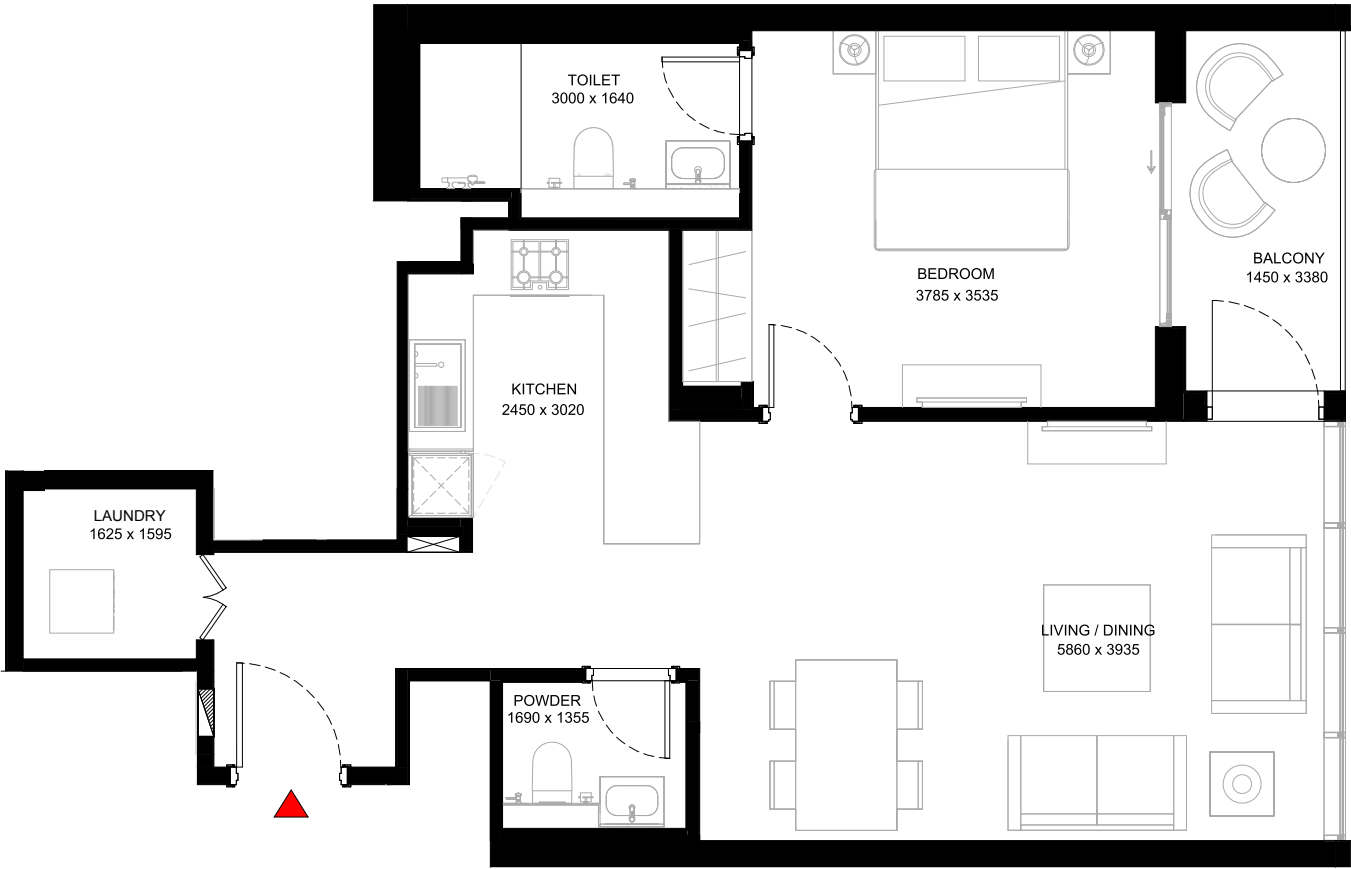
### Burj Khalifa, Downtown, Dubai Water Canal

B1401, B1501, B1601, B1701, B1801, B1901, B2001, B2101, B2201, B2301, B2401, B2501, B2601, B2701, B2801, B2901, B3001, B3101, B3201

Disclaimer: 1. All dimensions are in metric, measured to wall finishes. 2. All materials, dimensions & drawings are approximate. 3. Information is subject to change without notice, at developer's absolute discretion. 4. Actual area may vary from the stated area. 5. Drawing are not to scale. 6. All images used are for illustrative purpose only and do not represent the actual size, features, specifications, fittings and furnishings. 7. The developer reserves the right to make revisions/ alterations, at its absolute discretion, without any liability whatsoever.

1 BEDROOM APARTMENT  
TYPE F (with powder room + balcony)

TOTAL SALEABLE AREA  
SUITE = 770.70 SQ.FT.  
BALCONY = 66.41 SQ.FT.  
TOTAL = 837.11 SQ.FT.



List of unit numbers with this unit plan:

VIEWS

Burj Khalifa, Downtown  
B201, B301, B401, B501, B601, B701, B801

Burj Khalifa, Downtown, Dubai Water Canal, Amenities  
B901, B1001, B1101, B1201, B1301

Burj Khalifa, Downtown, Dubai Water Canal  
B1401, B1501, B1601, B1701, B1801, B1901, B2001, B2101, B2201, B2301, B2401, B2501, B2601, B2701, B2801, B2901, B3001, B3101, B3201

Disclaimer: 1. All dimensions are in metric, measured to wall finishes. 2. All materials, dimensions & drawings are approximate. 3. Information is subject to change without notice, at developer's absolute discretion. 4. Actual area may vary from the stated area. 5. Drawing are not to scale. 6. All images used are for illustrative purpose only and do not represent the actual size, features, specifications, fittings and furnishings. 7. The developer reserves the right to make revisions/ alterations, at its absolute discretion, without any liability whatsoever.

# 1 BEDROOM APARTMENT

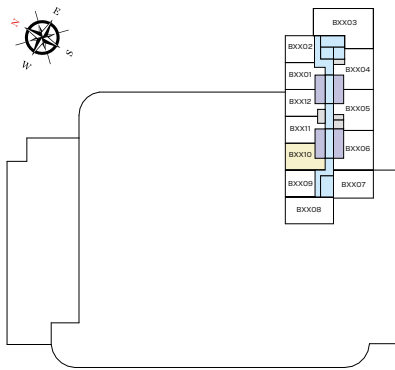
## TYPE G (with powder room + balcony)

### TOTAL SALEABLE AREA

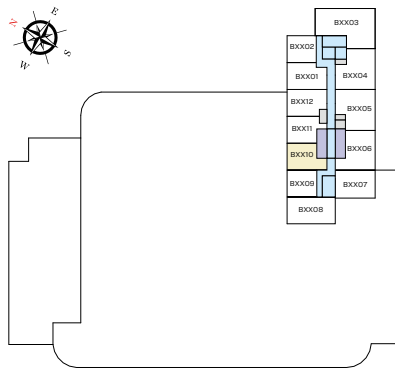
SUITE = 779.52 SQ.FT.

BALCONY = 66.84 SQ.FT.

TOTAL = 846.36 SQ.FT.

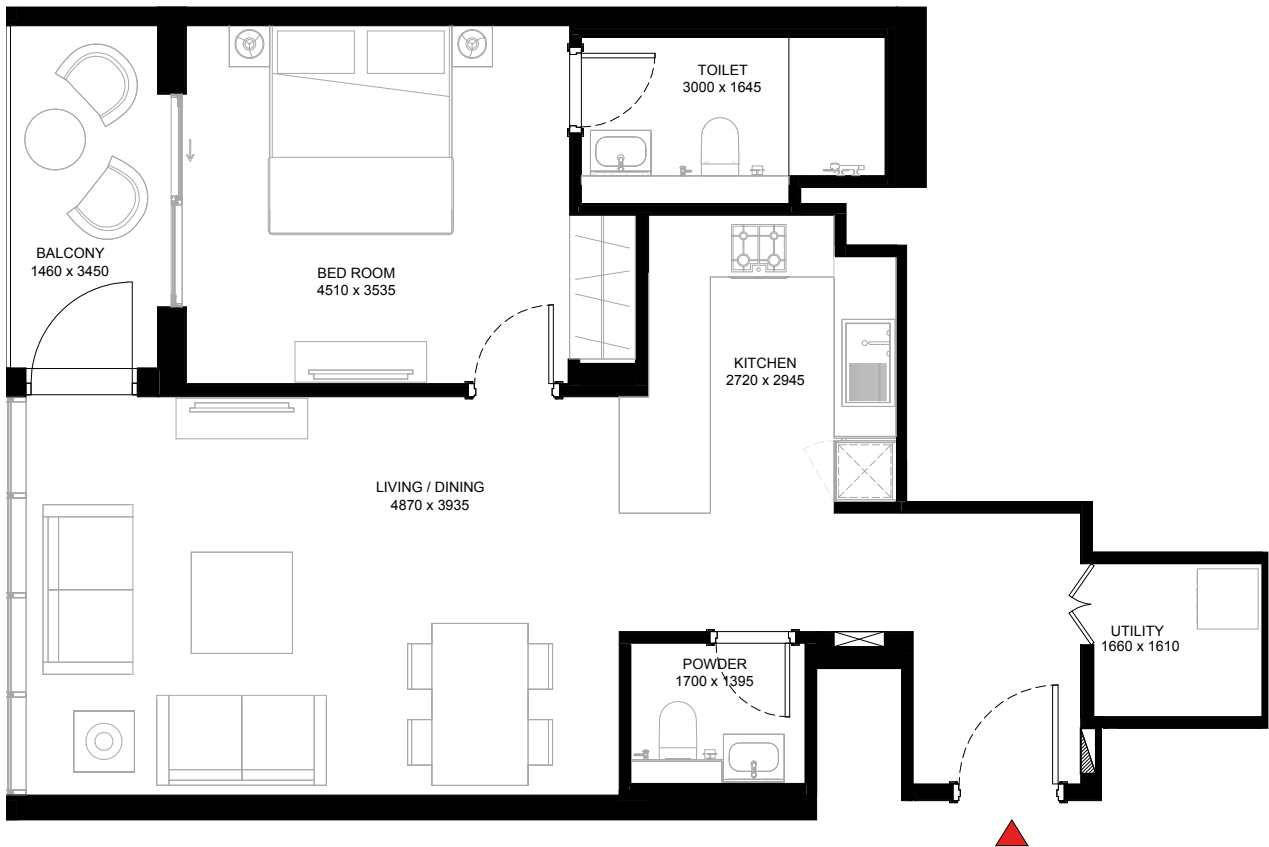
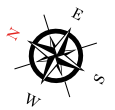


LEVEL 10 - 32



LEVEL 34 - 57

UNIT



List of unit numbers with this unit plan:

### VIEWS

Burj Khalifa, Downtown, Dubai Water Canal, Amenities  
B1010, B1110, B1210, B1310

Burj Khalifa, Downtown, Dubai Water Canal

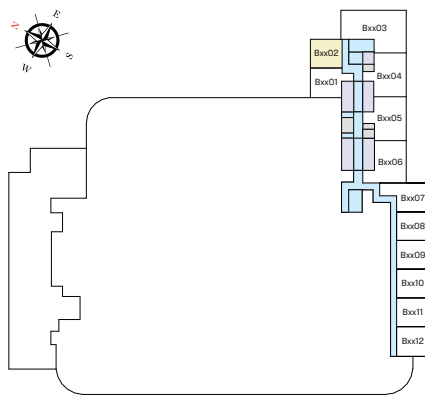
B1410, B1510, B1610, B1710, B1810, B1910, B2010, B2110, B2210, B2310, B2410, B2510, B2610, B2710, B2810, B2910, B3010, B3110, B3210, B3410, B3510, B3610, B3710, B3810, B3910, B4010, B4110, B4210, B4310, B4410, B4510, B4610, B4710, B4810, B4910, B5010, B5110, B5210, B5310, B5410, B5510, B5610, B5710

Disclaimer: 1. All dimensions are in metric, measured to wall finishes. 2. All materials, dimensions & drawings are approximate. 3. Information is subject to change without notice, at developer's absolute discretion. 4. Actual area may vary from the stated area. 5. Drawing are not to scale. 6. All images used are for illustrative purpose only and do not represent the actual size, features, specifications, fittings and furnishings. 7. The developer reserves the right to make revisions/ alterations, at its absolute discretion, without any liability whatsoever.

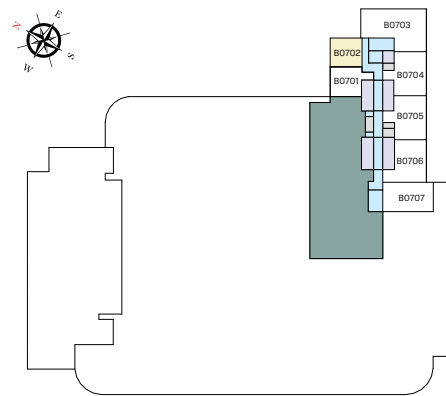
# 1 BEDROOM APARTMENT

TYPE H (with powder room + balcony)

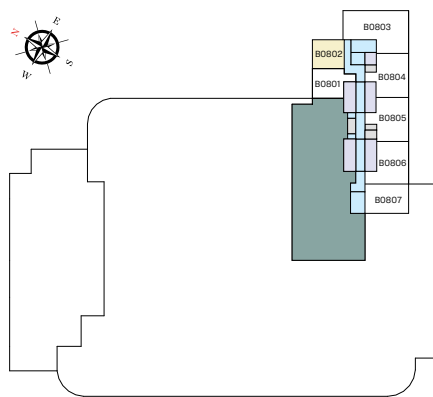
UNIT



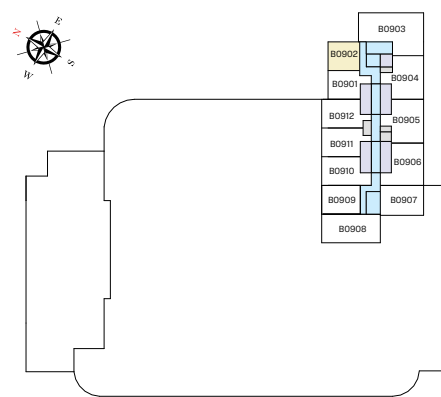
LEVEL 02 - 06



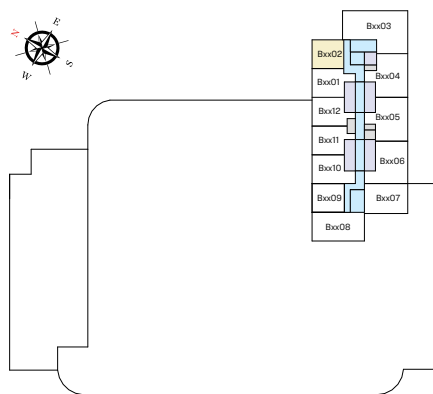
LEVEL 07



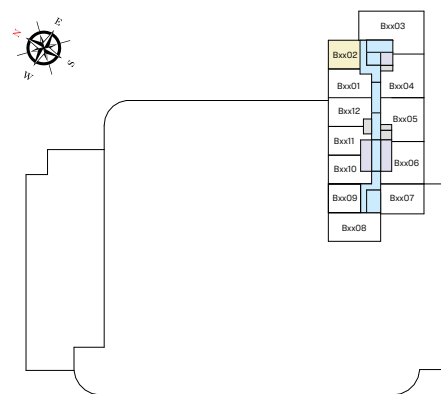
LEVEL 08



LEVEL 09



LEVEL 10 - 32



LEVEL (34 - 57)

List of unit numbers with this unit plan:

## VIEWS

### Burj Khalifa, Downtown

B202, B302, B402, B502, B602, B702, B802

### Burj Khalifa, Downtown, Dubai Water Canal, Amenities

B902, B1002, B1102, B1202, B1302

### Burj Khalifa, Downtown, Dubai Water Canal

B1402, B1502, B1602, B1702, B1802, B1902, B2002, B2102, B2202, B2302, B2402, B2502, B2602, B2702, B2802, B2902, B3002, B3102, B3202, B3402, B3502, B3602, B3702, B3802, B3902, B4002, B4102, B4202, B4302, B4402, B4502, B4602, B4702, B4802, B4902, B5002, B5102, B5202, B5302, B5402, B5502, B5602, B5702

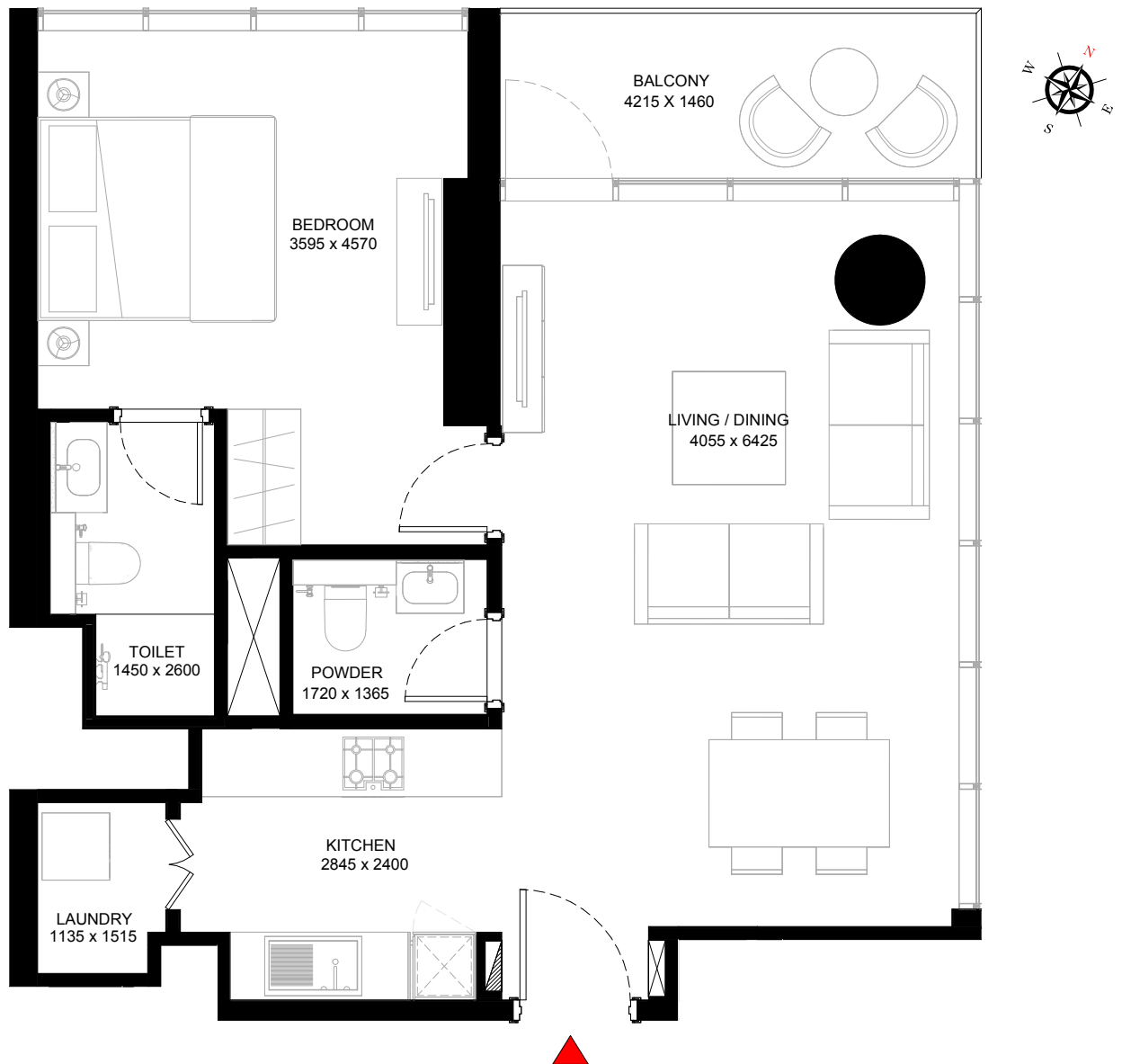
Disclaimer: 1. All dimensions are in metric, measured to wall finishes. 2. All materials, dimensions & drawings are approximate. 3. Information is subject to change without notice, at developer's absolute discretion. 4. Actual area may vary from the stated area. 5. Drawing are not to scale. 6. All images used are for illustrative purpose only and do not represent the actual size, features, specifications, fittings and furnishings. 7. The developer reserves the right to make revisions/ alterations, at its absolute discretion, without any liability whatsoever.

# 1 BEDROOM APARTMENT

TYPE H (with powder room + balcony)

## TOTAL SALEABLE AREA

SUITE = 697.39 SQ.FT.  
BALCONY = 71.69 SQ.FT.  
TOTAL = 769.08 SQ.FT.



List of unit numbers with this unit plan:

## VIEWS

Burj Khalifa, Downtown

B202, B302, B402, B502, B602, B702, B802

Burj Khalifa, Downtown, Dubai Water Canal, Amenities

B902, B1002, B1102, B1202, B1302

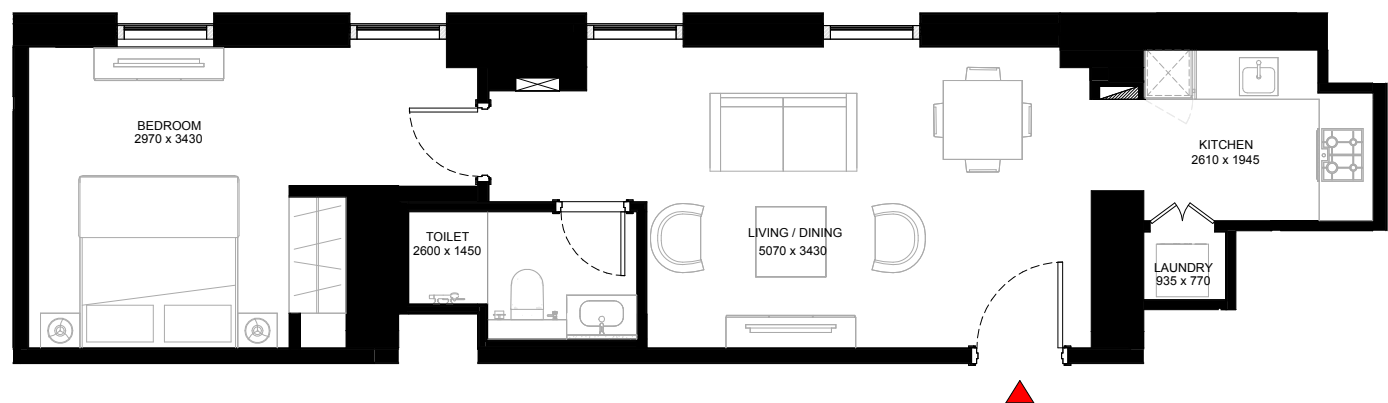
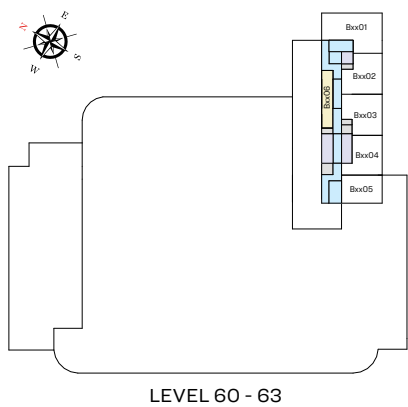
Burj Khalifa, Downtown, Dubai Water Canal

B1402, B1502, B1602, B1702, B1802, B1902, B2002, B2102, B2202, B2302, B2402, B2502, B2602, B2702, B2802, B2902, B3002, B3102, B3202, B3402, B3502, B3602, B3702, B3802, B3902, B4002, B4102, B4202, B4302, B4402, B4502, B4602, B4702, B4802, B4902, B5002, B5102, B5202, B5302, B5402, B5502, B5602, B5702

Disclaimer: 1. All dimensions are in metric, measured to wall finishes. 2. All materials, dimensions & drawings are approximate. 3. Information is subject to change without notice, at developer's absolute discretion. 4. Actual area may vary from the stated area. 5. Drawing are not to scale. 6. All images used are for illustrative purpose only and do not represent the actual size, features, specifications, fittings and furnishings. 7. The developer reserves the right to make revisions/ alterations, at its absolute discretion, without any liability whatsoever.

1 BEDROOM APARTMENT  
TYPE I

TOTAL SALEABLE AREA  
SUITE = 562.95 SQ.FT.  
TOTAL = 562.95 SQ.FT.



List of unit numbers with this unit plan:

VIEWS

Burj Khalifa, Downtown, Dubai Water Canal  
B6006, B6106, B6206, B6306

Disclaimer: 1. All dimensions are in metric, measured to wall finishes. 2. All materials, dimensions & drawings are approximate. 3. Information is subject to change without notice, at developer's absolute discretion. 4. Actual area may vary from the stated area. 5. Drawing are not to scale. 6. All images used are for illustrative purpose only and do not represent the actual size, features, specifications, fittings and furnishings. 7. The developer reserves the right to make revisions/ alterations, at its absolute discretion, without any liability whatsoever.

## 1.5 BEDROOM APARTMENT

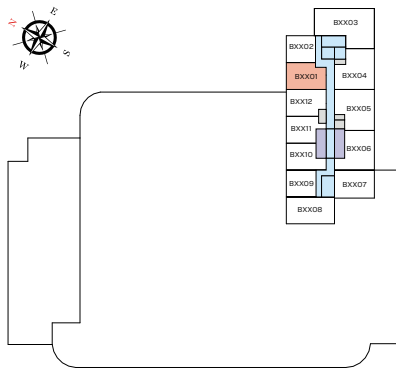
TYPE D (with study and powder room + balcony)

### TOTAL SALEABLE AREA

SUITE = 934.20 SQ.FT.

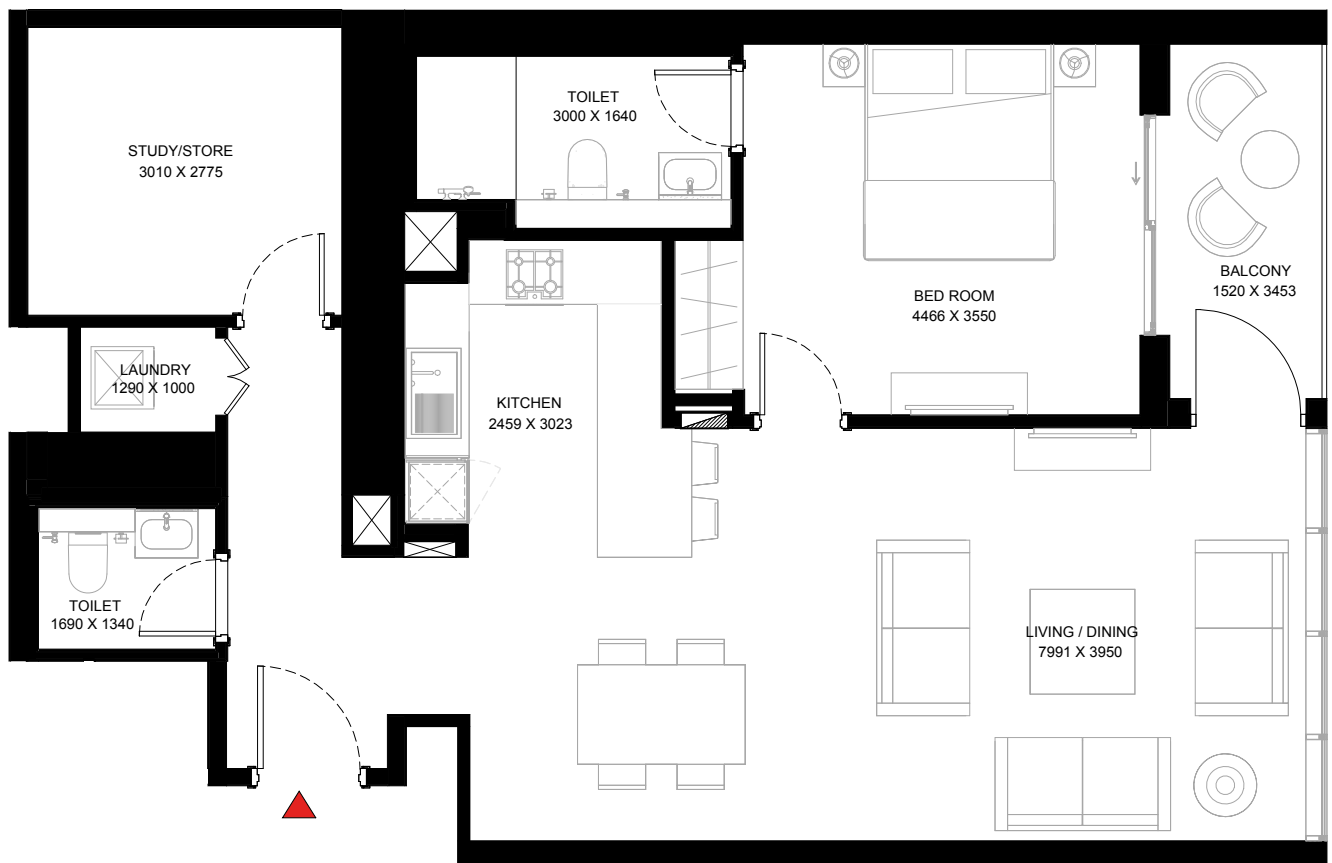
BALCONY = 66.52 SQ.FT.

TOTAL = 1,000.72 SQ.FT.



LEVEL 34 - 57

UNIT



List of unit numbers with this unit plan:

### VIEWS

Burj Khalifa, Downtown, Dubai Water Canal

B3401, B3501, B3601, B3701, B3801, B3901, B4001, B4101, B4201, B4301, B4401, B4501, B4601, B4701, B4801, B4901, B5001, B5101, B5201, B5301, B5401, B5501, B5601, B5701

Disclaimer: 1. All dimensions are in metric, measured to wall finishes. 2. All materials, dimensions & drawings are approximate. 3. Information is subject to change without notice, at developer's absolute discretion. 4. Actual area may vary from the stated area. 5. Drawing are not to scale. 6. All images used are for illustrative purpose only and do not represent the actual size, features, specifications, fittings and furnishings. 7. The developer reserves the right to make revisions/ alterations, at its absolute discretion, without any liability whatsoever.

## 1.5 BEDROOM APARTMENT

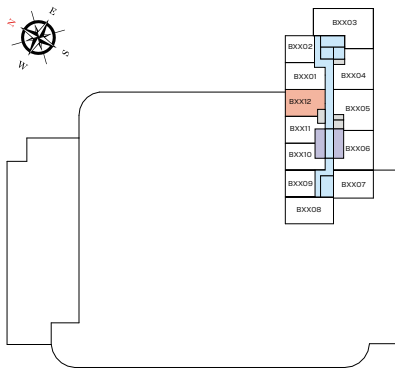
TYPE E (with study and powder room + balcony)

### TOTAL SALEABLE AREA

SUITE = 934.31 SQ.FT.

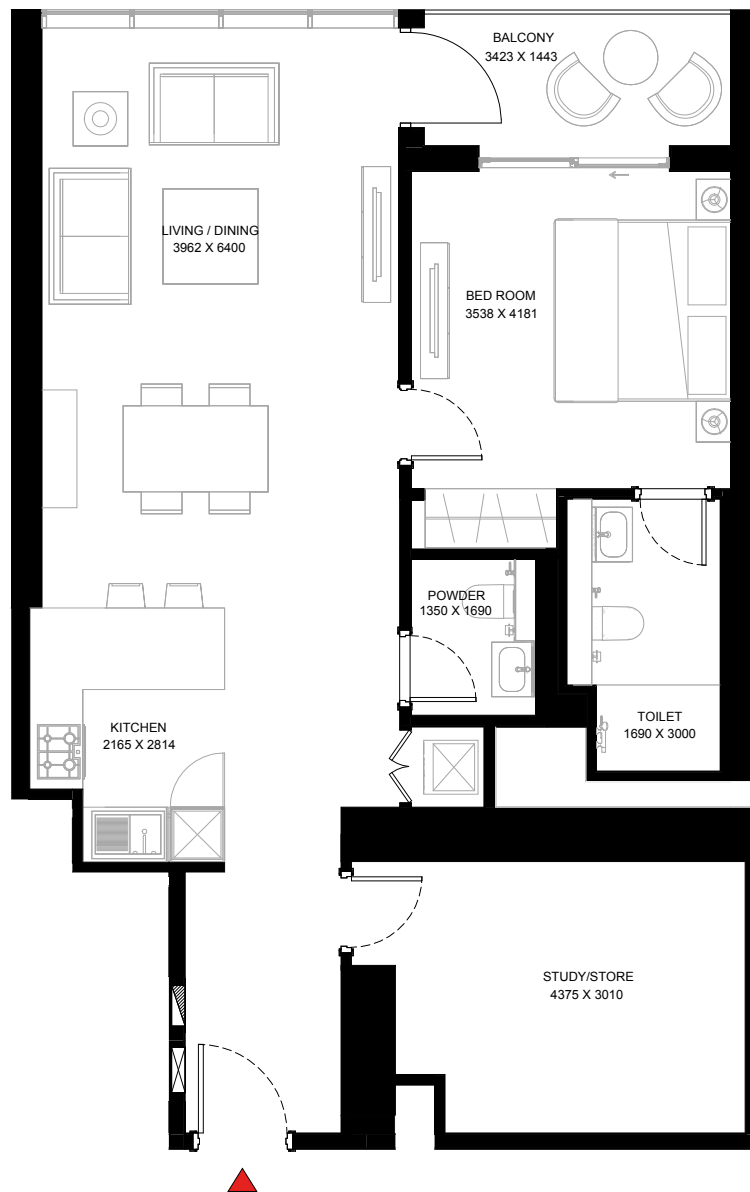
BALCONY = 66.84 SQ.FT.

TOTAL = 1,001.15 SQ.FT.



LEVEL 34 - 57

UNIT



List of unit numbers with this unit plan:

### VIEWS

Burj Khalifa, Downtown, Dubai Water Canal

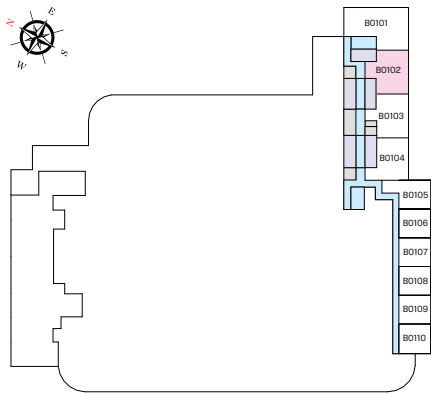
B3412, B3512, B3612, B3712, B3812, B3912, B4012, B4112, B4212, B4312, B4412, B4512, B4612, B4712, B4812, B4912, B5012, B5112, B5212, B5312, B5412, B5512, B5612, B5712

Disclaimer: 1. All dimensions are in metric, measured to wall finishes. 2. All materials, dimensions & drawings are approximate. 3. Information is subject to change without notice, at developer's absolute discretion. 4. Actual area may vary from the stated area. 5. Drawing are not to scale. 6. All images used are for illustrative purpose only and do not represent the actual size, features, specifications, fittings and furnishings. 7. The developer reserves the right to make revisions/ alterations, at its absolute discretion, without any liability whatsoever.

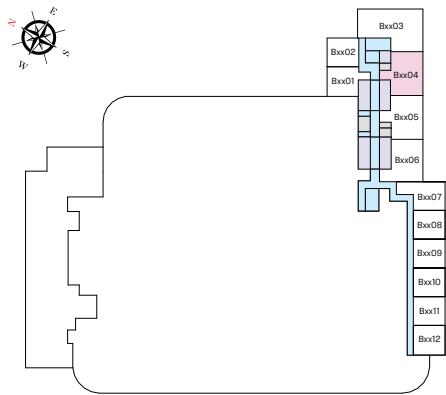
# 2 BEDROOM APARTMENT

TYPE C (with maid room and powder room + 2 balconies)

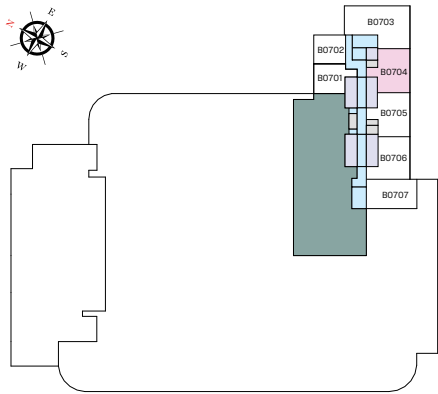
UNIT



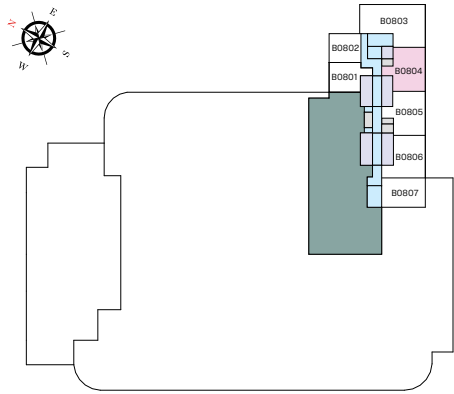
LEVEL 01



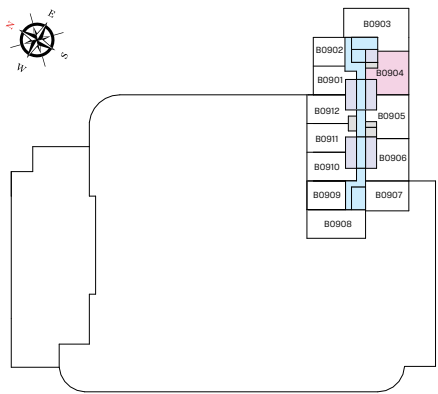
LEVEL 02 - 06



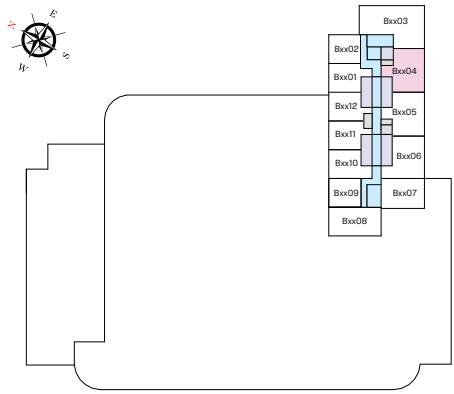
LEVEL 07



LEVEL 08



LEVEL 09



LEVEL 10 - 32

List of unit numbers with this unit plan:

VIEWS

Hartland
B102, B204, B304, B404, B504, B604

Ras Al Khor Sanctuary, Hartland
B704, B804, B904, B905, B1004, B1104, B1204, B1304, B1404, B1504, B1604, B1704, B1804, B1904, B2004, B2104, B2204, B2304, B2404, B2504, B2604, B2704, B2804, B2904, B3004, B3104, B3204

Disclaimer: 1. All dimensions are in metric, measured to wall finishes. 2. All materials, dimensions & drawings are approximate. 3. Information is subject to change without notice, at developer's absolute discretion. 4. Actual area may vary from the stated area. 5. Drawing are not to scale. 6. All images used are for illustrative purpose only and do not represent the actual size, features, specifications, fittings and furnishings. 7. The developer reserves the right to make revisions/ alterations, at its absolute discretion, without any liability whatsoever.

# 2 BEDROOM APARTMENT

TYPE C (with maid room and powder room + 2 balconies)

## TOTAL SALEABLE AREA

SUITE = 1,142.16 SQ.FT.  
BALCONY = 147.57 SQ.FT.  
TOTAL = 1,289.73 SQ.FT.



List of unit numbers with this unit plan:

## VIEWS

Hartland  
B102, B204, B304, B404, B504, B604

Ras Al Khor Sanctuary, Hartland  
B704, B804, B904, B905, B1004, B1104, B1204, B1304, B1404, B1504, B1604, B1704, B1804, B1904, B2004, B2104, B2204, B2304, B2404, B2504, B2604, B2704, B2804, B2904, B3004, B3104, B3204

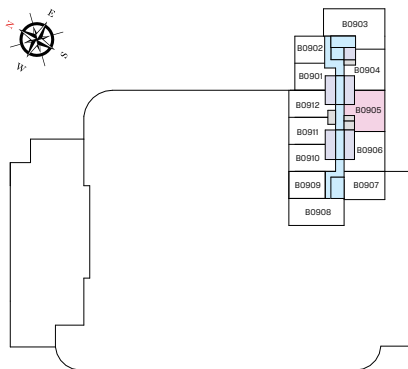
Disclaimer: 1. All dimensions are in metric, measured to wall finishes. 2. All materials, dimensions & drawings are approximate. 3. Information is subject to change without notice, at developer's absolute discretion. 4. Actual area may vary from the stated area. 5. Drawing are not to scale. 6. All images used are for illustrative purpose only and do not represent the actual size, features, specifications, fittings and furnishings. 7. The developer reserves the right to make revisions/ alterations, at its absolute discretion, without any liability whatsoever.

## 2 BEDROOM APARTMENT

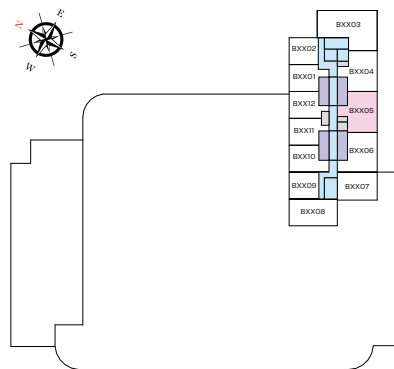
TYPE C (with maid room and powder room + 2 balconies) - VARIANT 1

### TOTAL SALEABLE AREA

SUITE = 1,127.95 SQ.FT.  
BALCONY = 143.91 SQ.FT.  
TOTAL = 1,271.86 SQ.FT.

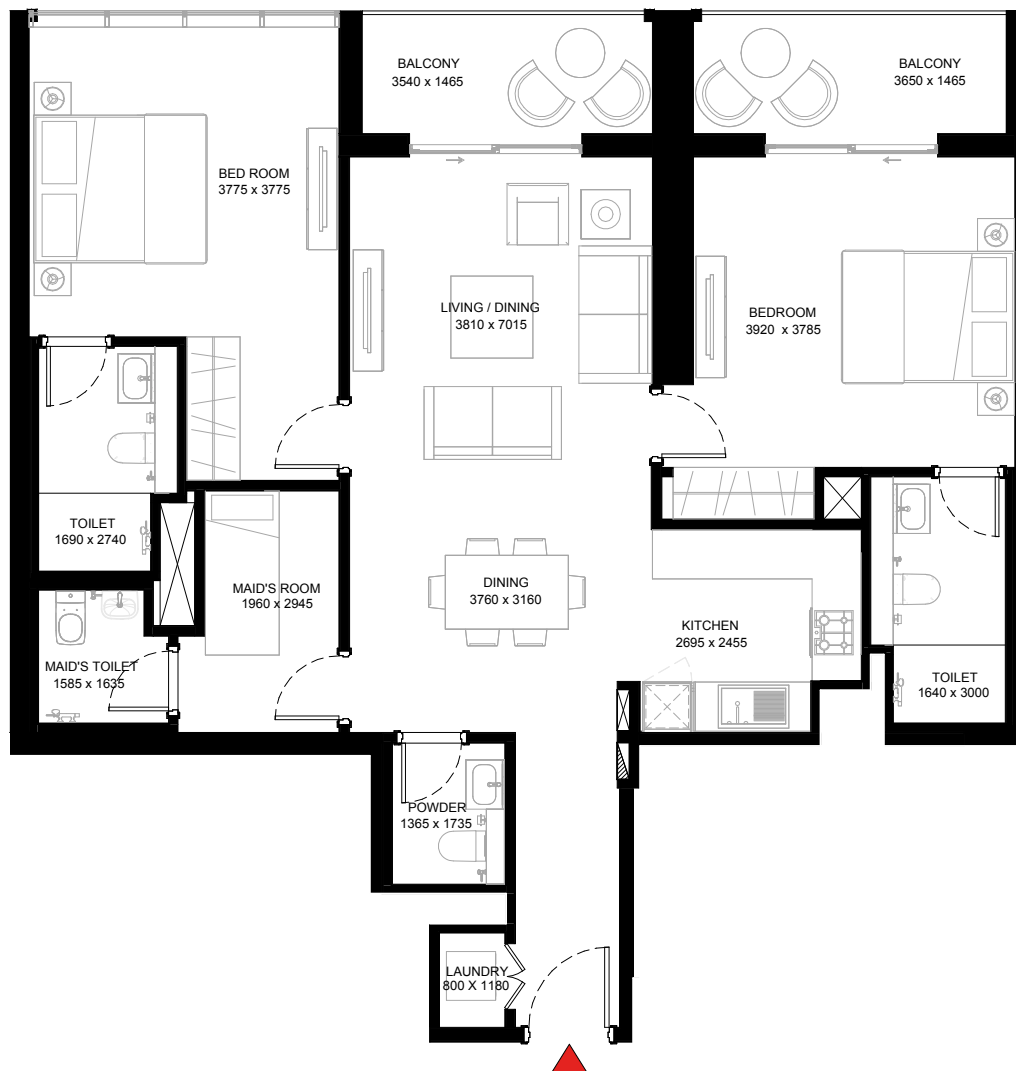


LEVEL 09



LEVEL 19 & 29

UNIT



List of unit numbers with this unit plan:

### VIEWS

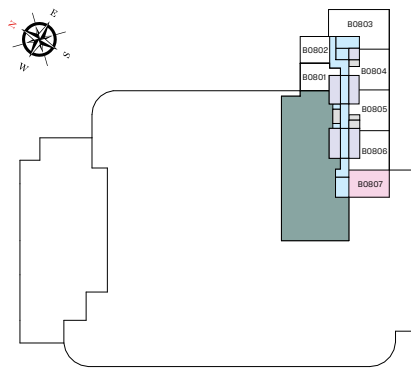
Ras Al Khor Sanctuary, Hartland  
B905, B1905, B2905

Disclaimer: 1. All dimensions are in metric, measured to wall finishes. 2. All materials, dimensions & drawings are approximate. 3. Information is subject to change without notice, at developer's absolute discretion. 4. Actual area may vary from the stated area. 5. Drawing are not to scale. 6. All images used are for illustrative purpose only and do not represent the actual size, features, specifications, fittings and furnishings. 7. The developer reserves the right to make revisions/ alterations, at its absolute discretion, without any liability whatsoever.

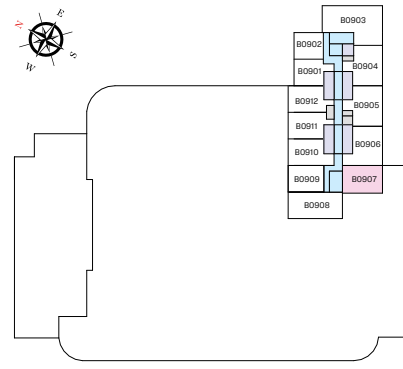
## 2 BEDROOM APARTMENT

TYPE D (with balcony)

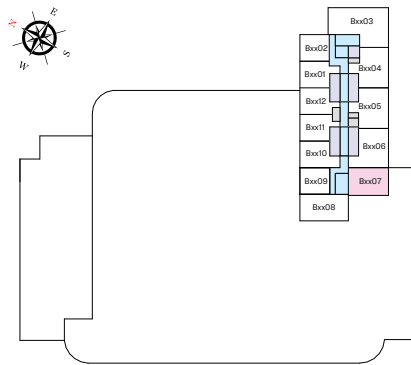
UNIT



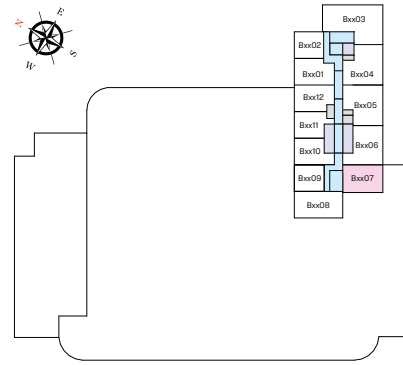
LEVEL 08



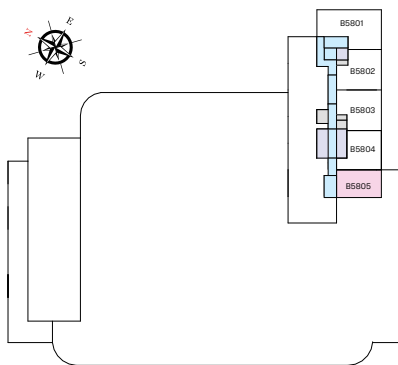
LEVEL 09



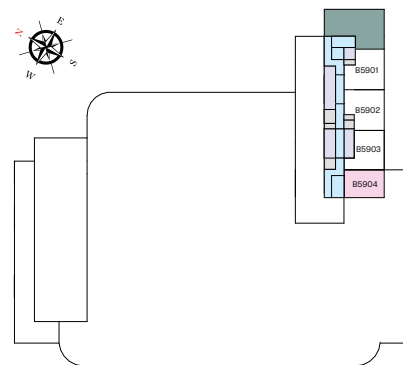
LEVEL 10 - 32



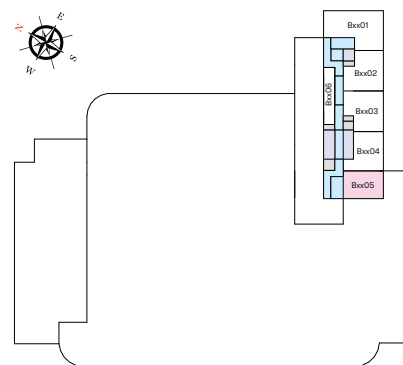
LEVEL (34 - 57)



LEVEL 58



LEVEL 59



LEVEL 60 - 63

List of unit numbers with this unit plan:

### VIEWS

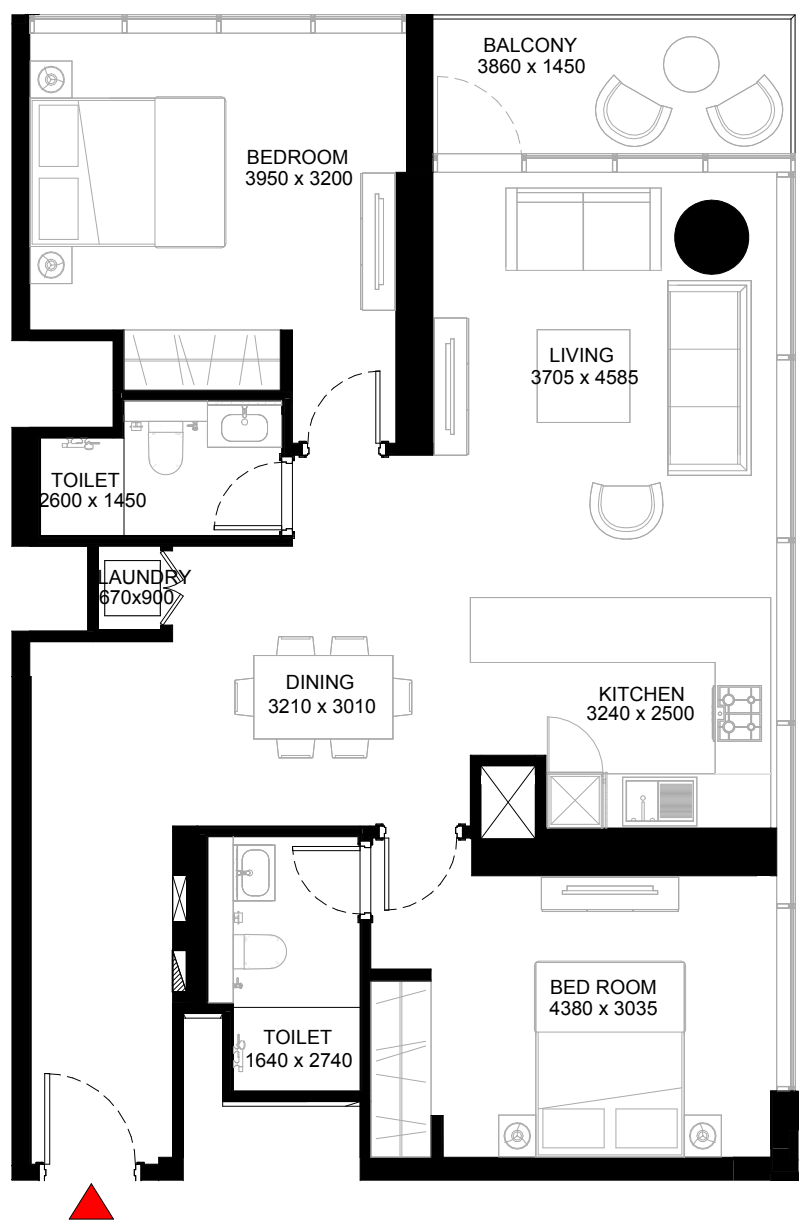
Ras Al Khor Sanctuary, Hartland

B807, B907, B1007, B1107, B1207, B1307, B1407, B1507, B1607, B1707, B1807, B1907, B2007, B2107, B2207, B2307, B2407, B2507, B2607, B2707, B2807, B2907, B3007, B3107, B3207, B3407, B3507, B3607, B3707, B3807, B3907, B4007, B4107, B4207, B4307, B4407, B4507, B4607, B4707, B4807, B4907, B5007, B5107, B5207, B5307, B5407, B5507, B5607, B5707, B5805, B5904, B6005, B6105, B6205, B6305

Disclaimer: 1. All dimensions are in metric, measured to wall finishes. 2. All materials, dimensions & drawings are approximate. 3. Information is subject to change without notice, at developer's absolute discretion. 4. Actual area may vary from the stated area. 5. Drawing are not to scale. 6. All images used are for illustrative purpose only and do not represent the actual size, features, specifications, fittings and furnishings. 7. The developer reserves the right to make revisions/ alterations, at its absolute discretion, without any liability whatsoever.

2 BEDROOM APARTMENT  
TYPE D (with balcony)

TOTAL SALEABLE AREA  
SUITE = 1,008.26 SQ.FT.  
BALCONY = 65.34 SQ.FT.  
TOTAL = 1,073.60 SQ.FT.



List of unit numbers with this unit plan:

VIEWS

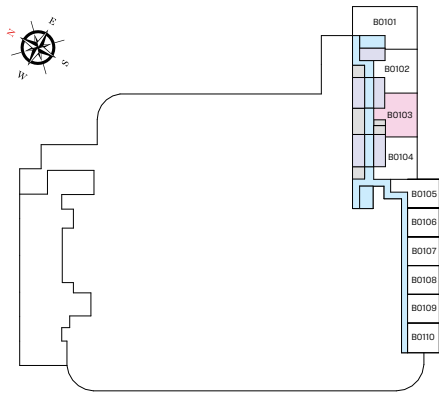
Ras Al Khor Sanctuary, Hartland  
B807, B907, B1007, B1107, B1207, B1307, B1407, B1507, B1607, B1707, B1807, B1907, B2007, B2107, B2207, B2307, B2407, B2507, B2607, B2707, B2807, B2907, B3007, B3107, B3207, B3407, B3507, B3607, B3707, B3807, B3907, B4007, B4107, B4207, B4307, B4407, B4507, B4607, B4707, B4807, B4907, B5007, B5107, B5207, B5307, B5407, B5507, B5607, B5707, B5805, B5904, B6005, B6105, B6205, B6305

Disclaimer: 1. All dimensions are in metric, measured to wall finishes. 2. All materials, dimensions & drawings are approximate. 3. Information is subject to change without notice, at developer's absolute discretion. 4. Actual area may vary from the stated area. 5. Drawing are not to scale. 6. All images used are for illustrative purpose only and do not represent the actual size, features, specifications, fittings and furnishings. 7. The developer reserves the right to make revisions/ alterations, at its absolute discretion, without any liability whatsoever.

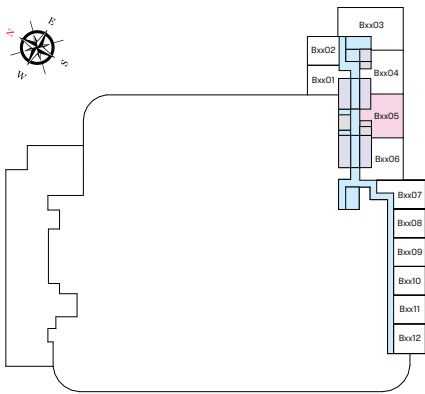
# 2 BEDROOM APARTMENT

TYPE E (with maid room and powder room + 2 balconies)

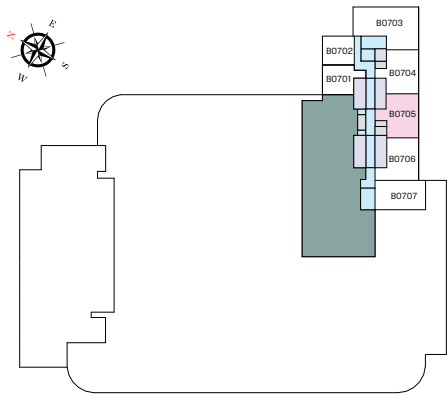
UNIT



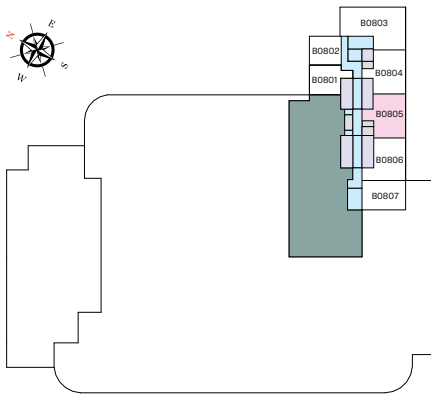
LEVEL 01



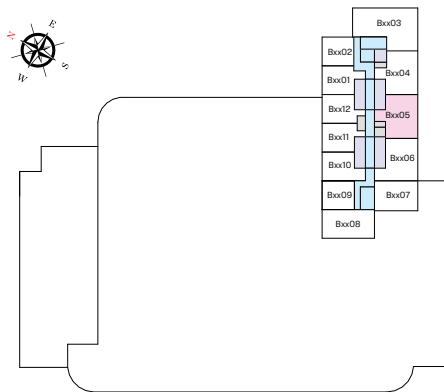
LEVEL 02 - 06



LEVEL 07



LEVEL 08



LEVEL 10 - 18, 20 - 28, 30 - 32

List of unit numbers with this unit plan:

## VIEWS

**Hartland**  
 B103, B205, B305, B405, B505, B605

**Ras Al Khor Sanctuary, Hartland**  
 B705, B805, B1005, B1105, B1205, B1305, B1405, B1505, B1605, B1705, B1805, B2005, B2105, B2205, B2305, B2405, B2505, B2605, B2705, B2805, B3005, B3105, B3205

Disclaimer: 1. All dimensions are in metric, measured to wall finishes. 2. All materials, dimensions & drawings are approximate. 3. Information is subject to change without notice, at developer's absolute discretion. 4. Actual area may vary from the stated area. 5. Drawing are not to scale. 6. All images used are for illustrative purpose only and do not represent the actual size, features, specifications, fittings and furnishings. 7. The developer reserves the right to make revisions/ alterations, at its absolute discretion, without any liability whatsoever.

# 2 BEDROOM APARTMENT

TYPE E (with maid room and powder room + 2 balconies)

## TOTAL SALEABLE AREA

SUITE = 1,142.48 SQ.FT.  
BALCONY = 143.91 SQ.FT.  
TOTAL = 1,286.39 SQ.FT.



List of unit numbers with this unit plan:

## VIEWS

Hartland  
B103, B205, B305, B405, B505, B605

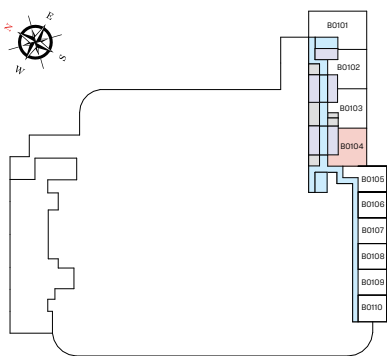
Ras Al Khor Sanctuary, Hartland  
B705, B805, B1005, B1105, B1205, B1305, B1405, B1505, B1605, B1705, B1805, B2005, B2105, B2205, B2305, B2405, B2505, B2605, B2705, B2805, B3005, B3105, B3205

Disclaimer: 1. All dimensions are in metric, measured to wall finishes. 2. All materials, dimensions & drawings are approximate. 3. Information is subject to change without notice, at developer's absolute discretion. 4. Actual area may vary from the stated area. 5. Drawing are not to scale. 6. All images used are for illustrative purpose only and do not represent the actual size, features, specifications, fittings and furnishings. 7. The developer reserves the right to make revisions/ alterations, at its absolute discretion, without any liability whatsoever.

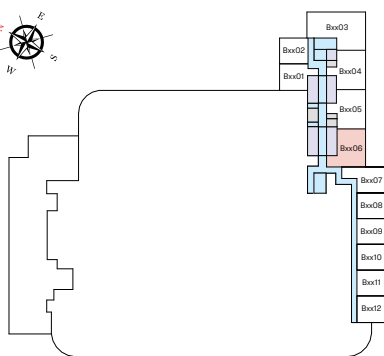
# 2.5 BEDROOM APARTMENT

TYPE C (with study and maid room + balcony)

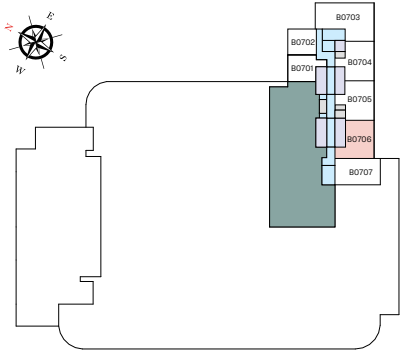
UNIT



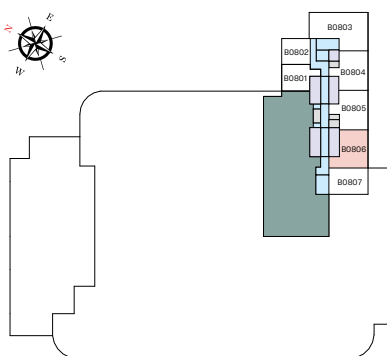
LEVEL 01



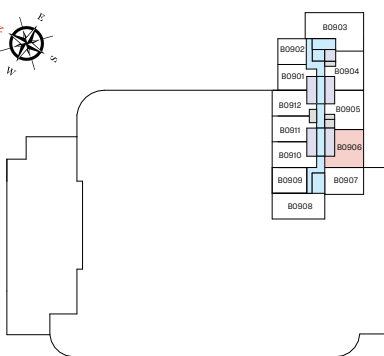
LEVEL 02 - 06



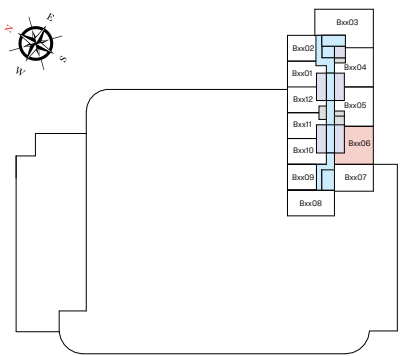
LEVEL 07



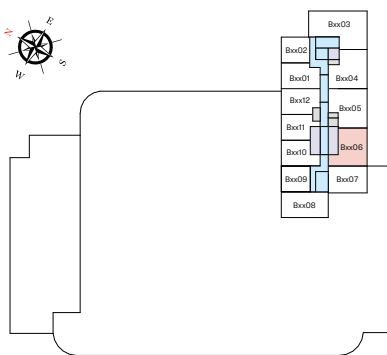
LEVEL 08



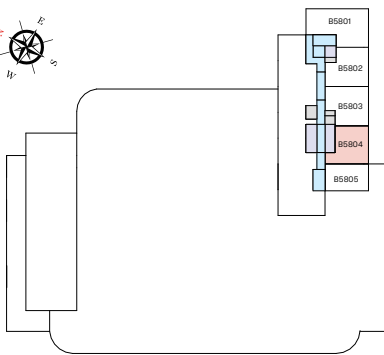
LEVEL 09



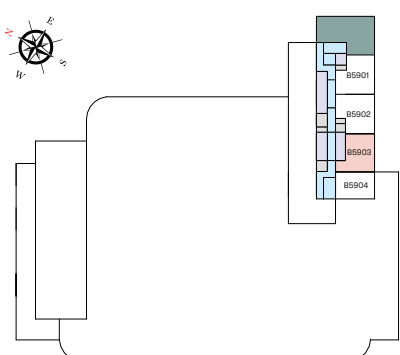
LEVEL 10 - 32



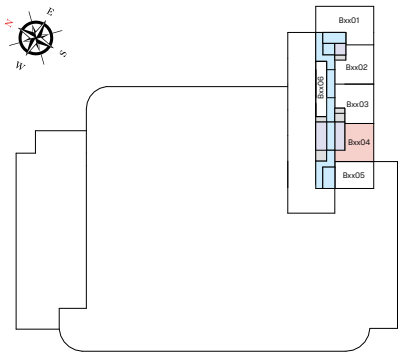
LEVEL (34 - 57)



LEVEL 58



LEVEL 59



LEVEL 60 - 63

List of unit numbers with this unit plan:

## VIEWS

Hartland

B104,B206,B306,B406,B506,B606

Ras Al Khor Sanctuary, Hartland

B706, B806, B906, B1006, B1106, B1206, B1306, B1406, B1506, B1606, B1706, B1806, B1906, B2006, B2106, B2206, B2306, B2406, B2506, B2606, B2706, B2806, B2906, B3006, B3106, B3206, B3406, B3506, B3606, B3706, B3806, B3906, B4006, B4106, B4206, B4306, B4406, B4506, B4606, B4706, B4806, B4906, B5006, B5106, B5206, B5306, B5406, B5506, B5606, B5706, B5804, B5903, B6004, B6104, B6204, B6304

Disclaimer: 1. All dimensions are in metric, measured to wall finishes. 2. All materials, dimensions & drawings are approximate. 3. Information is subject to change without notice, at developer's absolute discretion. 4. Actual area may vary from the stated area. 5. Drawing are not to scale. 6. All images used are for illustrative purpose only and do not represent the actual size, features, specifications, fittings and furnishings. 7. The developer reserves the right to make revisions/ alterations, at its absolute discretion, without any liability whatsoever.

# 2.5 BEDROOM APARTMENT

TYPE C (with study and maid room + balcony)

## TOTAL SALEABLE AREA

SUITE = 1,202.54 SQ.FT.

BALCONY = 67.92 SQ.FT.

TOTAL = 1,270.46 SQ.FT.



List of unit numbers with this unit plan:

## VIEWS

Hartland

B104,B206,B306,B406,B506,B606

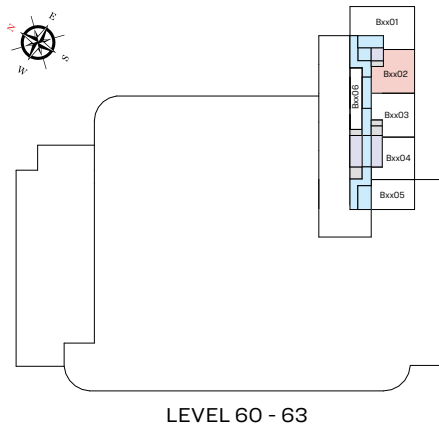
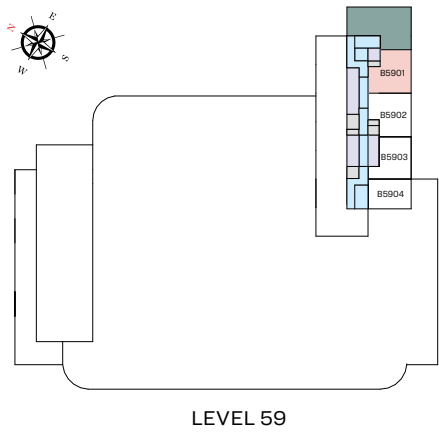
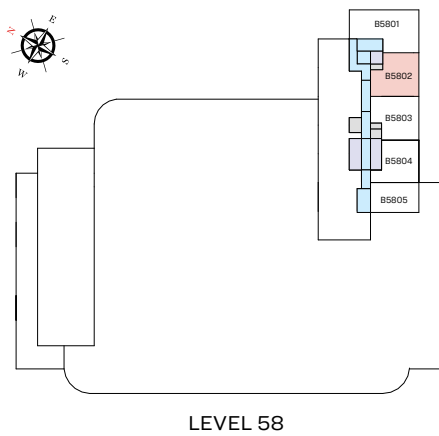
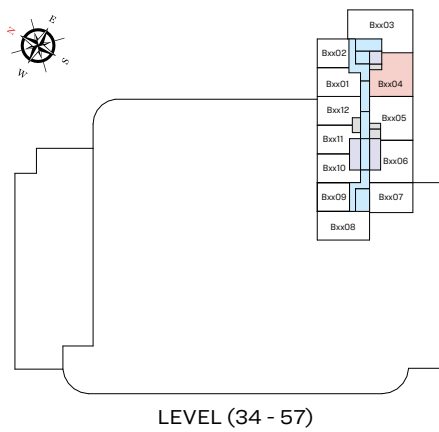
Ras Al Khor Sanctuary, Hartland

B706, B806, B906, B1006, B1106, B1206, B1306, B1406, B1506, B1606, B1706, B1806, B1906, B2006, B2106, B2206, B2306, B2406, B2506, B2606, B2706, B2806, B2906, B3006, B3106, B3206, B3406, B3506, B3606, B3706, B3806, B3906, B4006, B4106, B4206, B4306, B4406, B4506, B4606, B4706, B4806, B4906, B5006, B5106, B5206, B5306, B5406, B5506, B5606, B5706, B5804, B5903, B6004, B6104, B6204, B6304

Disclaimer: 1. All dimensions are in metric, measured to wall finishes. 2. All materials, dimensions & drawings are approximate. 3. Information is subject to change without notice, at developer's absolute discretion. 4. Actual area may vary from the stated area. 5. Drawing are not to scale. 6. All images used are for illustrative purpose only and do not represent the actual size, features, specifications, fittings and furnishings. 7. The developer reserves the right to make revisions/ alterations, at its absolute discretion, without any liability whatsoever.

2.5 BEDROOM APARTMENT  
TYPE D (with study and maid room + 2 balconies)

UNIT



List of unit numbers with this unit plan:

VIEWS

Ras Al Khor Sanctuary, Hartland

B3404, B3504, B3604, B3704, B3804, B3904, B4004, B4104, B4204, B4304, B4404, B4504, B4604, B4704, B4804, B4904, B5004, B5104, B5204, B5304, B5404, B5504, B5604, B5704, B5802, B5901, B6002, B6102, B6202, B6302

Disclaimer: 1. All dimensions are in metric, measured to wall finishes. 2. All materials, dimensions & drawings are approximate. 3. Information is subject to change without notice, at developer's absolute discretion. 4. Actual area may vary from the stated area. 5. Drawing are not to scale. 6. All images used are for illustrative purpose only and do not represent the actual size, features, specifications, fittings and furnishings. 7. The developer reserves the right to make revisions/ alterations, at its absolute discretion, without any liability whatsoever.

2.5 BEDROOM APARTMENT  
TYPE D (with study and maid room + 2 balconies)

TOTAL SALEABLE AREA  
SUITE = 1,297.05 SQ.FT.  
BALCONY = 147.57 SQ.FT.  
TOTAL = 1,444.62 SQ.FT.



List of unit numbers with this unit plan:

VIEWS

Ras Al Khor Sanctuary, Hartland  
B3404, B3504, B3604, B3704, B3804, B3904, B4004, B4104, B4204, B4304, B4404, B4504, B4604, B4704, B4804, B4904, B5004, B5104, B5204, B5304, B5404, B5504, B5604, B5704, B5802, B5901, B6002, B6102, B6202, B6302

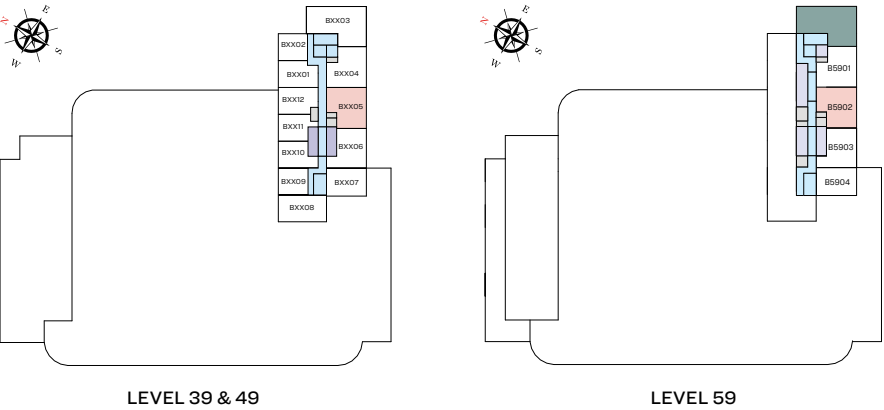
Disclaimer: 1. All dimensions are in metric, measured to wall finishes. 2. All materials, dimensions & drawings are approximate. 3. Information is subject to change without notice, at developer's absolute discretion. 4. Actual area may vary from the stated area. 5. Drawing are not to scale. 6. All images used are for illustrative purpose only and do not represent the actual size, features, specifications, fittings and furnishings. 7. The developer reserves the right to make revisions/ alterations, at its absolute discretion, without any liability whatsoever.

2.5 BEDROOM APARTMENT

TYPE D (with study and maid room + 2 balconies) - VARIANT 1

TOTAL SALEABLE AREA

SUITE = 1,282.95 SQ.FT.  
BALCONY RANGE = 143.91 - 147.57 SQ.FT.  
TOTAL RANGE = 1,426.86 - 1,430.52 SQ.FT.



List of unit numbers with this unit plan:

VIEWS

Ras Al Khor Sanctuary, Hartland  
B3905, B4905, B5902

Disclaimer: 1. All dimensions are in metric, measured to wall finishes. 2. All materials, dimensions & drawings are approximate. 3. Information is subject to change without notice, at developer's absolute discretion. 4. Actual area may vary from the stated area. 5. Drawing are not to scale. 6. All images used are for illustrative purpose only and do not represent the actual size, features, specifications, fittings and furnishings. 7. The developer reserves the right to make revisions/ alterations, at its absolute discretion, without any liability whatsoever.

## 2.5 BEDROOM APARTMENT

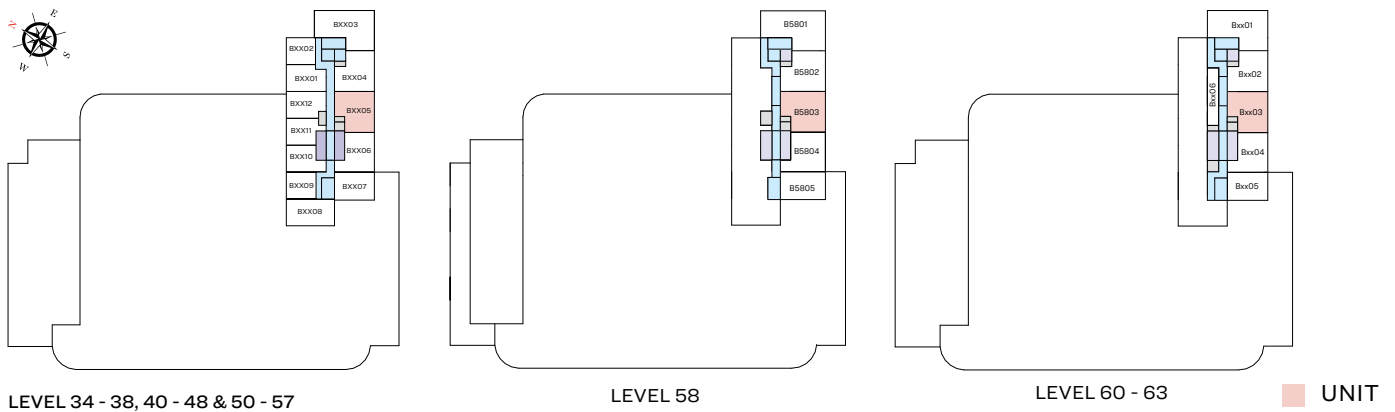
TYPE E (with study and maid room + 2 balconies)

### TOTAL SALEABLE AREA

SUITE = 1,297.80 SQ.FT.

BALCONY = 143.91 SQ.FT.

TOTAL = 1,441.71 SQ.FT.



List of unit numbers with this unit plan:

### VIEWS

Ras Al Khor Sanctuary, Hartland

B3405, B3505, B3605, B3705, B3805, B4005, B4105, B4205, B4305, B4405, B4505, B4605, B4705, B4805, B5005, B5105, B5205, B5305, B5405, B5505, B5605, B5705, B5803, B6003, B6103, B6203, B6303

Disclaimer: 1. All dimensions are in metric, measured to wall finishes. 2. All materials, dimensions & drawings are approximate. 3. Information is subject to change without notice, at developer's absolute discretion. 4. Actual area may vary from the stated area. 5. Drawing are not to scale. 6. All images used are for illustrative purpose only and do not represent the actual size, features, specifications, fittings and furnishings. 7. The developer reserves the right to make revisions/ alterations, at its absolute discretion, without any liability whatsoever.

## 3 BEDROOM APARTMENT

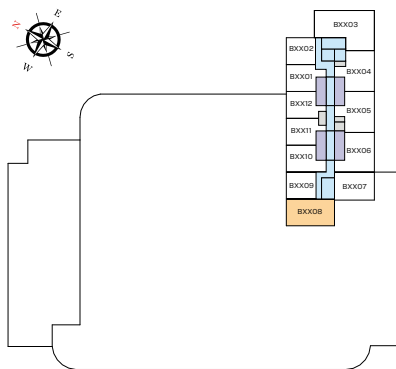
TYPE A (with maid room and powder room + balcony)

### TOTAL SALEABLE AREA

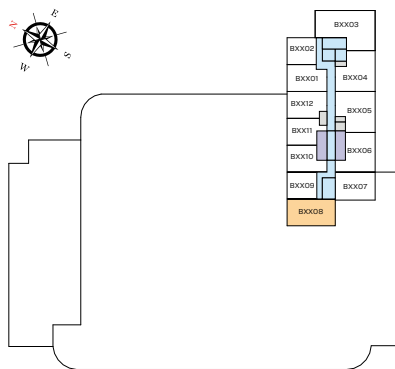
SUITE = 1,180.05 SQ.FT.

BALCONY = 66.41 SQ.FT.

TOTAL = 1,246.46 SQ.FT.



LEVEL 10 - 32



LEVEL 34 - 57

UNIT



List of unit numbers with this unit plan:

### VIEWS

Burj Khalifa, Downtown, Dubai Water Canal, Hartland, Amenities  
B1008, B1108, B1208, B1308

Burj Khalifa, Downtown, Dubai Water Canal

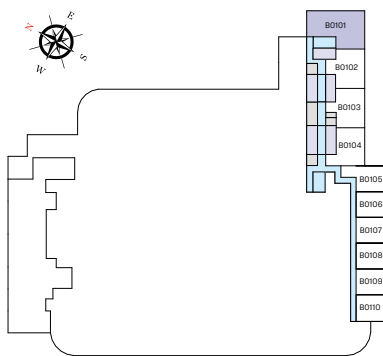
B1408, B1508, B1608, B1708, B1808, B1908, B2008, B2108, B2208, B2308, B2408, B2508, B2608, B2708, B2808, B2908, B3008, B3108, B3208, B3408, B3508, B3608, B3708, B3808, B3908, B4008, B4108, B4208, B4308, B4408, B4508, B4608, B4708, B4808, B4908, B5008, B5108, B5208, B5308, B5408, B5508, B5608, B5708

Disclaimer: 1. All dimensions are in metric, measured to wall finishes. 2. All materials, dimensions & drawings are approximate. 3. Information is subject to change without notice, at developer's absolute discretion. 4. Actual area may vary from the stated area. 5. Drawing are not to scale. 6. All images used are for illustrative purpose only and do not represent the actual size, features, specifications, fittings and furnishings. 7. The developer reserves the right to make revisions/ alterations, at its absolute discretion, without any liability whatsoever.

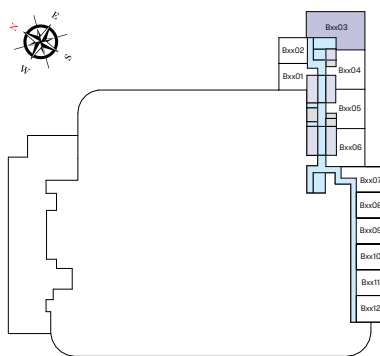
## 3.5 BEDROOM APARTMENT

TYPE B (with study and maid room + balcony)

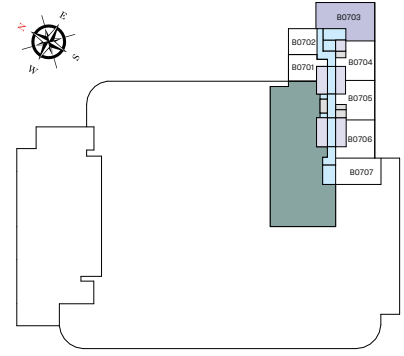
UNIT



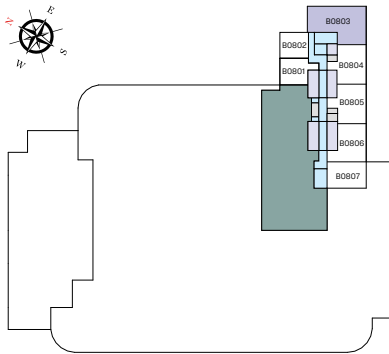
LEVEL 01



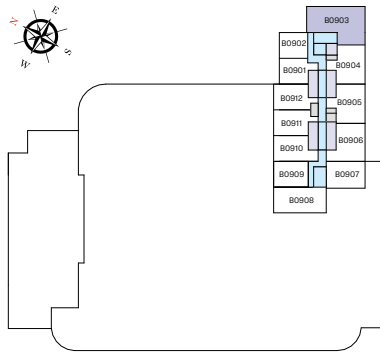
LEVEL 02 - 06



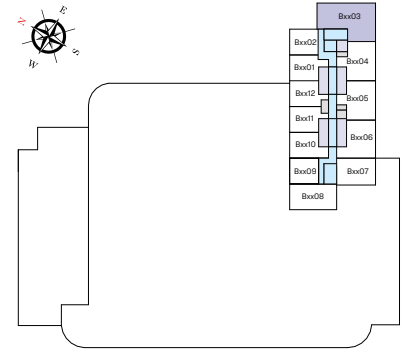
LEVEL 07



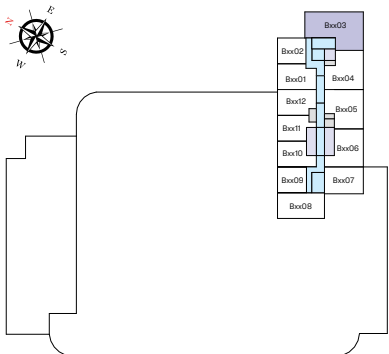
LEVEL 08



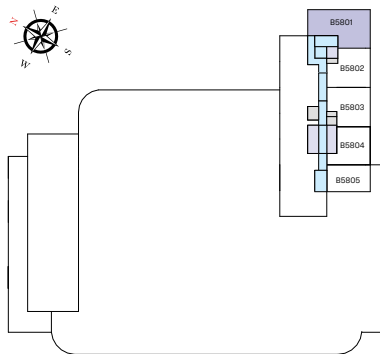
LEVEL 09



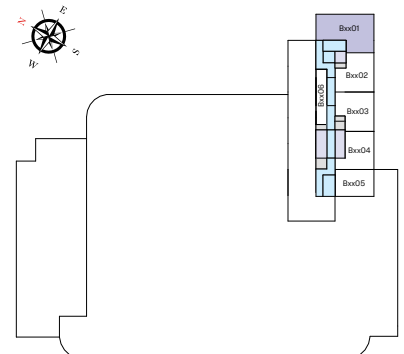
LEVEL 10 - 32



LEVEL (34 - 57)



LEVEL 58



LEVEL 60 - 63

List of unit numbers with this unit plan:

### VIEWS

**Burj Khalifa, Downtown, Hartland**

B101, B203, B303, B403, B503, B603, B703, B803

**Burj Khalifa, Downtown, Dubai Water Canal, Hartland**

B903, B1003, B1103, B1203, B1303, B1403, B1503, B1603, B1703, B1803, B1903, B2003, B2103, B2203, B2303, B2403, B2503, B2603, B2703, B2803, B2903, B3003, B3103, B3203, B3403, B3503, B3603, B3703, B3803, B3903, B4003, B4103, B4203, B4303, B4403, B4503, B4603, B4703, B4803, B4903, B5003, B5103

**Burj Khalifa, Downtown, Dubai Water Canal, Ras Al Khor Sanctuary, Hartland**

B5203, B5303, B5403, B5503, B5603, B5703, B5801, B6001, B6101, B6201, B6301

Disclaimer: 1. All dimensions are in metric, measured to wall finishes. 2. All materials, dimensions & drawings are approximate. 3. Information is subject to change without notice, at developer's absolute discretion. 4. Actual area may vary from the stated area. 5. Drawing are not to scale. 6. All images used are for illustrative purpose only and do not represent the actual size, features, specifications, fittings and furnishings. 7. The developer reserves the right to make revisions/ alterations, at its absolute discretion, without any liability whatsoever.

## 3.5 BEDROOM APARTMENT

TYPE B (with study and maid room + balcony)

### TOTAL SALEABLE AREA

SUITE = 1,807.05 SQ.FT.

BALCONY = 80.84 SQ.FT.

TOTAL = 1,887.89 SQ.FT.



List of unit numbers with this unit plan:

### VIEWS

Burj Khalifa, Downtown, Hartland

B101, B203, B303, B403, B503, B603, B703, B803

Burj Khalifa, Downtown, Dubai Water Canal, Hartland

B903, B1003, B1103, B1203, B1303, B1403, B1503, B1603, B1703, B1803, B1903, B2003, B2103, B2203, B2303, B2403, B2503, B2603, B2703, B2803, B2903, B3003, B3103, B3203, B3403, B3503, B3603, B3703, B3803, B3903, B4003, B4103, B4203, B4303, B4403, B4503, B4603, B4703, B4803, B4903, B5003, B5103

Burj Khalifa, Downtown, Dubai Water Canal, Ras Al Khor Sanctuary, Hartland

B5203, B5303, B5403, B5503, B5603, B5703, B5801, B6001, B6101, B6201, B6301

Disclaimer: 1. All dimensions are in metric, measured to wall finishes. 2. All materials, dimensions & drawings are approximate. 3. Information is subject to change without notice, at developer's absolute discretion. 4. Actual area may vary from the stated area. 5. Drawing are not to scale. 6. All images used are for illustrative purpose only and do not represent the actual size, features, specifications, fittings and furnishings. 7. The developer reserves the right to make revisions/ alterations, at its absolute discretion, without any liability whatsoever.



SOBHA  
REALTY