

# The Forum

ANDOVER, HAMPSHIRE

A beautiful collection of two, three, four and five bedroom homes nestled in the bustling town of Andover.


**Taylor**  
**Wimpey**

# Contents


→ **Welcome to  
The Forum**



→ **Personalise  
your home**



→ **Included  
as standard**



→ **Our homes**



→ **Ways to buy**



→ **Take your  
next step**





# Welcome to The Forum

Situated on the edge of the market town of Andover, on the River Anton, The Forum at Augusta Park showcases the benefits of countryside living whilst being close to local amenities. Drawing inspiration from its Roman roots, The Forum stands as a testament to the evolution of the location. Its name, "The Forum", has been thoughtfully selected, signifying a place of meeting and interaction.

The Forum is the final phase of our thriving community at Augusta Park, and presents a range of 98 homes, with access to green open spaces. Designed to maximise energy efficiency, homes at The Forum offer contemporary interiors with tasteful finishing touches.



[→ View the site plan](#)



# Love town life

Andover is the perfect place to call home. Combining the best of both worlds, this charming area offers the convenience of town living, while also providing connections to neighbouring towns and cities. With plenty of open green space nearby, it's never been easier to retreat into calming countryside for weekend walks and leave the hustle and bustle of everyday life behind.

For those commuting, The Forum is less than a ten-minute drive from Andover train station, offering direct connections to Basingstoke, Winchester, Reading and London Waterloo. Sitting within a network of major roads, including the M3, you can easily enjoy day trips to Winchester, Southampton, Portsmouth and Bournemouth.

Andover boasts a range of local amenities, including a choice of schools, shops, restaurants, pubs, supermarkets and even a traditional weekly market on the high street. There's truly something to suits all tastes, making The Forum a great place to put down roots.

Local countryside



Andover High Street



Rooksbury Mill Nature Reserve



[Watch development video](#)





# Personalise your home

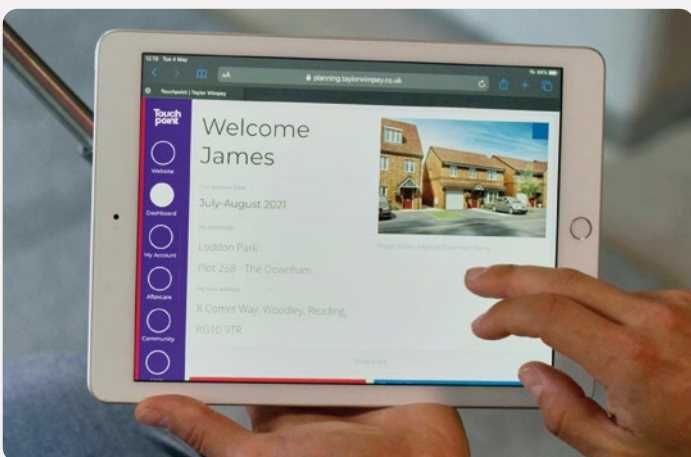
A new Taylor Wimpey home is a blank canvas, ready for you to put your stamp on even before you move in.

You can choose from a range of high-quality options for your kitchen, bedroom and bathroom to suit your taste – and all from the comfort of your own sofa. We offer a range of contemporary and traditional kitchen units and patterned or plain tiles for your bathroom, so whatever your preferred style, we've got you covered.

Using our innovative Options Online tool, you can visualise your new home room-by-room and customise each one as you go. For example, across different rooms, you can select your personal favourite from our extensive range of flooring, which includes luxury carpet, LVT, vinyl and tiles. You can also choose your options with the help of your Sales Executive if you'd prefer.

Our customers have created some fantastic spaces in their homes and you can get inspiration from their choices by following us on Instagram. You can also check out a host of interior design tips on our website.

[→ Find out more](#)



Options availability is subject to build stage of plots and options won't be available if plots have reached a certain build stage. Please contact your Sales Executive for further information.

# Included as standard

From the external features to the finishing touches, every detail of our homes is designed with our customers in mind.

While you'll have the choice to upgrade, all our houses are fitted with a range of high-quality features at no extra cost to you.

You'll find a complete list of all items that come as standard in your house below.



## Kitchens

All our kitchens are fitted with beautiful units and worktops. You can choose your preferred style and colour to create your perfect cooking and entertaining space.

A range of accessories including stylish splashbacks, a stainless steel sink and taps, and lighting\*, give your kitchen a clean, contemporary finish. You'll get a modern, energy-efficient oven with built-in hob and integrated hood.

## Utility rooms<sup>†</sup>

Units will be fitted to match your chosen kitchen style, complete with a sink and tap. If your home has a toilet in the utility room, we'll fit a contemporary white basin and toilet for a sleek finish.



## Bathrooms, en suites and shower rooms

Modern white sanitaryware, including toilet, basin and bath with chrome taps, give your main bathroom a clean look. The matching sanitaryware is fitted in en suites and shower rooms, which also benefit from a shower and glass enclosure.

For a distinct look, we offer a varied range of ceramic wall tiles for you to choose from to make your bathroom and en suite stand out from the crowd.



## Garden<sup>†</sup>

The outside of your home is just as carefully considered as the inside. You'll get a fully turfed and landscaped front garden, including plants. The back garden includes a slabbed area and your privacy is protected by a garden fence.



\* = Options, upgrades and colour choices are available subject to stage of construction

All of the specification listed is included in our houses as standard. For the specification included in our apartments, please see the separate apartment specification list. Recent changes in building regulations may affect the energy performance calculation on some new build homes. This means that the addition of a shower over a bath as an upgrade may no longer be available on selected homes. Please speak to our Sales Executive to find out more. Standard specifications are correct at time of going to print, but are subject to change without notice. Please contact the Sales Executive for further information.



# Our homes

→ 2 bedroom homes



→ 3 bedroom homes



→ 3 bedroom homes plus study



→ 5 bedroom homes



→ [View the site plan](#)



# The Beaford

2 BEDROOM HOME, TOTAL 778 sq. ft. / 72 sq. m.



## GROUND FLOOR

Kitchen/Dining/Living Area

6.72m x 4.06m      22'1" x 13'4"



## FIRST FLOOR

Bedroom 1

4.06m x 3.78m      13'4" x 12'5"

Bedroom 2

4.06m x 2.69m      13'4" x 8'10"



[Discover more about this home](#)



[View our current availability](#)

The floor plans depict a typical layout of this house type. For exact plot specification, details of external and internal finishes, dimensions and floor plan differences consult your Sales Executive. All dimensions are + or - 50mm and floor plans are not shown to scale. The kitchen layout and furniture positions are for indicative purposes only. The computer generated image is for illustrative purposes only and it is from an imaginary viewpoint within an open space area. Its purpose is to give a feel for the development, not an accurate description of each property. The illustration shows a typical Taylor Wimpey home of this type, but there are, however, variances from site to site. External materials, finishes, landscaping and the position of garages (where provided) may vary throughout the development. Properties may also be built handed (mirror image). Images may include optional upgrades at an additional cost. Please ask for further details. Please speak to our Sales Executives regarding the tenure of our new homes. 55232 / January 2025.





# The Levenstead

2 BEDROOM HOME, TOTAL 864 sq. ft. / 80.26 sq. m.



## GROUND FLOOR

### Kitchen/Dining Area

4.56m x 2.97m      14'9" x 9'7"

### Living Room

4.56m x 3.74m      14'9" x 12'2"



## FIRST FLOOR

### Bedroom 1 max.

4.55m x 3.22m      14'9" x 10'5"

### Bedroom 2 max.

4.55m x 3.34m      14'9" x 10'9"

[→ Discover more about this development](#)

[→ View our current availability](#)

The floor plans depict a typical layout of this house type. For exact plot specification, details of external and internal finishes, dimensions and floor plan differences consult your Sales Executive. All dimensions are + or - 50mm and floor plans are not shown to scale. The kitchen layout and furniture positions are for indicative purposes only. The computer generated image is for illustrative purposes only and it is from an imaginary viewpoint within an open space area. Its purpose is to give a feel for the development, not an accurate description of each property. The illustration shows a typical Taylor Wimpey home of this type, but there are, however, variances from site to site. External materials, finishes, landscaping and the position of garages (where provided) may vary throughout the development. Properties may also be built handed (mirror image). Images may include optional upgrades at an additional cost. Please ask for further details. Please speak to our Sales Executives regarding the tenure of our new homes. 55232 / January 2025.





# The Eynsford

3 BEDROOM HOME, TOTAL 972 sq. ft. / 90 sq. m.



## GROUND FLOOR

### Kitchen/Dining Area

5.07m x 3.80m      18'8" x 12'6"

### Living Room

4.17m x 3.43m      13'8" x 11'3"



## FIRST FLOOR

### Bedroom 1 max.

4.03m x 4.03m      13'3" x 13'3"

### Bedroom 2

3.47m x 2.15m      11'5" x 7'1"

### Bedroom 3

2.92m x 2.83m      9'7" x 9'4"

[→ Discover more about this development](#)

[→ View our current availability](#)

The floor plans depict a typical layout of this house type. For exact plot specification, details of external and internal finishes, dimensions and floor plan differences consult your Sales Executive. All dimensions are + or - 50mm and floor plans are not shown to scale. The kitchen layout and furniture positions are for indicative purposes only. The computer generated image is for illustrative purposes only and it is from an imaginary viewpoint within an open space area. Its purpose is to give a feel for the development, not an accurate description of each property. The illustration shows a typical Taylor Wimpey home of this type, but there are, however, variances from site to site. External materials, finishes, landscaping and the position of garages (where provided) may vary throughout the development. Properties may also be built handed (mirror image). Images may include optional upgrades at an additional cost. Please ask for further details. Please speak to our Sales Executives regarding the tenure of our new homes. 55232 / January 2025.





# The Harrton

3 BEDROOM HOME, TOTAL 1,140 sq. ft. / 106 sq. m.



## GROUND FLOOR

**Kitchen/Dining/Living Area max.**  
6.73m × 4.39m      22'0" × 14'4"



## FIRST FLOOR

**Bedroom 2**  
4.39m × 3.16m      14'4" × 10'3"

**Bedroom 3**  
3.39m × 2.03m      11'1" × 6'6"



## SECOND FLOOR

**Bedroom 1**  
8.94m × 4.41m      29'3" × 14'4"



[Discover more about this home](#)



[View our current availability](#)

The floor plans depict a typical layout of this house type. For exact plot specification, details of external and internal finishes, dimensions and floor plan differences consult your Sales Executive. All dimensions are + or - 50mm and floor plans are not shown to scale. The kitchen layout and furniture positions are for indicative purposes only. The computer generated image is for illustrative purposes only and it is from an imaginary viewpoint within an open space area. Its purpose is to give a feel for the development, not an accurate description of each property. The illustration shows a typical Taylor Wimpey home of this type, but there are, however, variances from site to site. External materials, finishes, landscaping and the position of garages (where provided) may vary throughout the development. Properties may also be built handed (mirror image). Images may include optional upgrades at an additional cost. Please ask for further details. Please speak to our Sales Executives regarding the tenure of our new homes. 55232 / January 2025.









# The Densdale

3 BEDROOM HOME, TOTAL 1,391 sq. ft. / 129 sq. m.



## GROUND FLOOR

### Kitchen/Dining Area

5.02m × 3.32m      16'6" × 10'11"

### Study

3.10m × 2.83m      10'2" × 9'4"

## FIRST FLOOR

### Living Room

5.02m × 3.32m      16'6" × 10'11"

### Bedroom 1

5.02m × 3.07m      16'6" × 10'1"

## SECOND FLOOR

### Bedroom 2

4.11m × 3.34m      13'6" × 11'0"

### Bedroom 3

4.40m × 3.10m      14'5" × 10'2"



[Discover more about this home](#)



[View our current availability](#)

The floor plans depict a typical layout of this house type. For exact plot specification, details of external and internal finishes, dimensions and floor plan differences consult your Sales Executive. All dimensions are + or - 50mm and floor plans are not shown to scale. The kitchen layout and furniture positions are for indicative purposes only. The computer generated image is for illustrative purposes only and it is from an imaginary viewpoint within an open space area. Its purpose is to give a feel for the development, not an accurate description of each property. The illustration shows a typical Taylor Wimpey home of this type, but there are, however, variances from site to site. External materials, finishes, landscaping and the position of garages (where provided) may vary throughout the development. Properties may also be built handed (mirror image). Images may include optional upgrades at an additional cost. Please ask for further details. Please speak to our Sales Executives regarding the tenure of our new homes. 55232 / January 2025.





# The Colford

3 BEDROOM HOME PLUS STUDY, TOTAL 1,252 sq. ft. / 116 sq. m.



## GROUND FLOOR

### Kitchen/Dining Area

6.53m x 3.11m      21'5" x 10'3"

### Living Room

4.35m x 3.50m      14'4" x 11'6"

### Snug

2.20m x 2.07m      7'3" x 6'10"



## FIRST FLOOR

### Bedroom 1

3.51m x 3.40m      11'6" x 11'2"

### Bedroom 2

3.16m x 2.93m      10'4" x 9'8"

### Bedroom 3

3.04m x 2.46m      10'0" x 8'1"

### Study

3.51m x 2.13m      11'6" x 7'0"



[Discover more about this development](#)



[View our current availability](#)

The floor plans depict a typical layout of this house type. For exact plot specification, details of external and internal finishes, dimensions and floor plan differences consult your Sales Executive. All dimensions are + or - 50mm and floor plans are not shown to scale. The kitchen layout and furniture positions are for indicative purposes only. The computer generated image is for illustrative purposes only and it is from an imaginary viewpoint within an open space area. Its purpose is to give a feel for the development, not an accurate description of each property. The illustration shows a typical Taylor Wimpey home of this type, but there are, however, variances from site to site. External materials, finishes, landscaping and the position of garages (where provided) may vary throughout the development. Properties may also be built handed (mirror image). Images may include optional upgrades at an additional cost. Please speak to our Sales Executives regarding the tenure of our new homes. 55232 / January 2025.





# The Tewksdale

3 BEDROOM HOME PLUS STUDY, TOTAL 1,252 sq. ft. / 116 sq. m.




## GROUND FLOOR

### Kitchen/Dining Area

6.53m × 3.29m      21'5" × 10'10"

### Living Room

6.53m × 3.25m      21'5" × 10'8"



## FIRST FLOOR

### Bedroom 1 max.

3.54m × 3.38m      11'8" × 11'1"

### Bedroom 2 max.

4.32m × 3.00m      14'2" × 9'10"

### Bedroom 3

3.44m × 2.17m      11'4" × 7'2"

### Study

3.06m × 2.16m      10'1" × 7'1"



[Discover more about this development](#)



[View our current availability](#)

The floor plans depict a typical layout of this house type. For exact plot specification, details of external and internal finishes, dimensions and floor plan differences consult your Sales Executive. All dimensions are + or - 50mm and floor plans are not shown to scale. The kitchen layout and furniture positions are for indicative purposes only. The computer generated image is for illustrative purposes only and it is from an imaginary viewpoint within an open space area. Its purpose is to give a feel for the development, not an accurate description of each property. The illustration shows a typical Taylor Wimpey home of this type, but there are, however, variances from site to site. External materials, finishes, landscaping and the position of garages (where provided) may vary throughout the development. Properties may also be built handed (mirror image). Images may include optional upgrades at an additional cost. Please ask for further details. Please speak to our Sales Executives regarding the tenure of our new homes. 55232 / January 2025.





# The Plumdale

3 BEDROOM HOME PLUS STUDY, TOTAL 1,252 sq. ft. / 116 sq. m.




## GROUND FLOOR

### Kitchen/Dining Area

6.53m × 3.29m      21'5" × 10'10"

### Living Room

6.53m × 3.25m      21'5" × 10'8"



## FIRST FLOOR

### Bedroom 1

3.63m × 3.40m      11'11" × 11'2"

### Bedroom 2

4.32m × 3.00m      14'2" × 9'10"

### Bedroom 3

3.44m × 2.17m      11'4" × 7'2"

### Study

3.04m × 2.15m      10'0" × 7'1"

[→ Discover more about this development](#)

[→ View our current availability](#)

The floor plans depict a typical layout of this house type. For exact plot specification, details of external and internal finishes, dimensions and floor plan differences consult your Sales Executive. All dimensions are + or - 50mm and floor plans are not shown to scale. The kitchen layout and furniture positions are for indicative purposes only. The computer generated image is for illustrative purposes only and it is from an imaginary viewpoint within an open space area. Its purpose is to give a feel for the development, not an accurate description of each property. The illustration shows a typical Taylor Wimpey home of this type, but there are, however, variances from site to site. External materials, finishes, landscaping and the position of garages (where provided) may vary throughout the development. Properties may also be built handed (mirror image). Images may include optional upgrades at an additional cost. Please speak to our Sales Executives regarding the tenure of our new homes. 55232 / January 2025.





# The Aireton

5 BEDROOM HOME, TOTAL 1,672 sq. ft. / 155 sq. m.



## GROUND FLOOR

### Kitchen/Dining Area

7.93m × 3.22m      26'0" × 10'5"

### Living Room

3.84m × 3.19m      12'5" × 10'4"

### Study

2.43m × 1.92m      7'9" × 6'2"



## FIRST FLOOR

### Bedroom 1

5.38m × 3.19m      17'6" × 10'4"

### Bedroom 3

3.96m × 2.36m      12'9" × 7'7"

### Bedroom 5

3.45m × 2.30m      11'3" × 7'5"



## SECOND FLOOR

### Bedroom 2

5.95m × 3.25m      19'5" × 10'6"

### Bedroom 4

3.64m × 3.46m      11'9" × 11'3"



[Discover more about this home](#)



[View our current availability](#)

The floor plans depict a typical layout of this house type. For exact plot specification, details of external and internal finishes, dimensions and floor plan differences consult your Sales Executive. All dimensions are + or - 50mm and floor plans are not shown to scale. The kitchen layout and furniture positions are for indicative purposes only. The computer generated image is for illustrative purposes only and it is from an imaginary viewpoint within an open space area. Its purpose is to give a feel for the development, not an accurate description of each property. The illustration shows a typical Taylor Wimpey home of this type, but there are, however, variances from site to site. External materials, finishes, landscaping and the position of garages (where provided) may vary throughout the development. Properties may also be built handed (mirror image). Images may include optional upgrades at an additional cost. Please ask for further details. Please speak to our Sales Executives regarding the tenure of our new homes. 55232 / January 2025.



# Ways to buy

---

Everyone knows buying a new home is an exciting time. But it can be a stressful one too, which is why our Sales Executives and Customer Relations Managers are there to help every step of the way, from your initial enquiry right through to opening the front door of your new home for the first time.



## First time buyer?

---

→ Here's how we can help

## Existing home owner?

---

→ Here's how we can help



Please speak to your Sales Executive for further details.



# Take your next step



Find your dream home on our website.



Book an appointment to view our show homes.



Take a virtual tour of our homes from the comfort of your sofa.



Have your questions answered by calling our Sales Executives on **01264 280 091**.



Find out how we can get you moving with our buying schemes.



**Book an appointment**



**How to buy a home**



**THE FORUM** Smannel Road, Andover, Hampshire, SP11 6UL

**CONTACT US ON 01264 280 091**

# Taylor Wimpey