

T. 01661 679002
Eponteland@bruntonresidential.c
A. 1 Main Street, NE20 9NH
W. bruntonresidential.com



Callerton Court, Darras Hall, NE20 9EN

£600,000

DETACHED HOME - LARGE PLOT - END OF CUL DE SAC

Brunton Residential are delighted to offer to the market this detached home located on Callerton Court within the popular Darras Hall estate. The property is situated on a substantial plot with a large garden to the rear and a huge amount of space to the front.

Accommodation briefly comprises; entrance hallway with storage cupboard and staircase to first floor, a ground floor shower is positioned to the side. front the hallway, a full depth lounge has a window to the front and a sliding patio door to the rear. The lounge offers plenty of space for relaxing and formal dining. The kitchen is positioned to the rear of the property, it has French door access to the rear gardens and a utility room accessed to the side. The kitchen offers a range of wall and floor units with coordinated work surfaces and fitted appliances, there is also space for dining and a small space for relaxing. The utility room also has door access to the rear gardens and a door leading to the integral double garage.

The first floor provides four large bedrooms, the master room offers windows to the front and is easy big enough for a super king bed with accompanying furniture. Bedrooms two, three and four are actually of similar size, each one large enough to house a full master suite. The bathroom has been recently fitted with a modern four piece suite which includes a walk in shower and feature bath tub.

Externally there is a fantastic garden to the rear, it is laid mainly to lawn and has a paved terrace and recently built decked area.

The front garden is very large, a driveway provides access to the garage and parking for multiple cars, the gardens are lawned with hedged boundaries.

ON THE GROUND FLOOR

Hallway

Lounge

26'3" x 14'5" (8.00m x 4.40m)

Kitchen

12'10" x 21'8" (3.90m x 6.60m)

Utility

6'0" x 9'2" (1.84m x 2.80m)

Shower Room

Double Garage

ON THE FIRST FLOOR

Landing

Bedroom

14'1" x 13'5" (4.30m x 4.10m)

Bedroom

11'10" x 13'1" (3.60m x 4.00m)

Bedroom

8'0" x 8'7" (2.43m x 2.61m)

Bedroom

13'6" x 11'5" (4.12m x 3.49m)

Bedroom

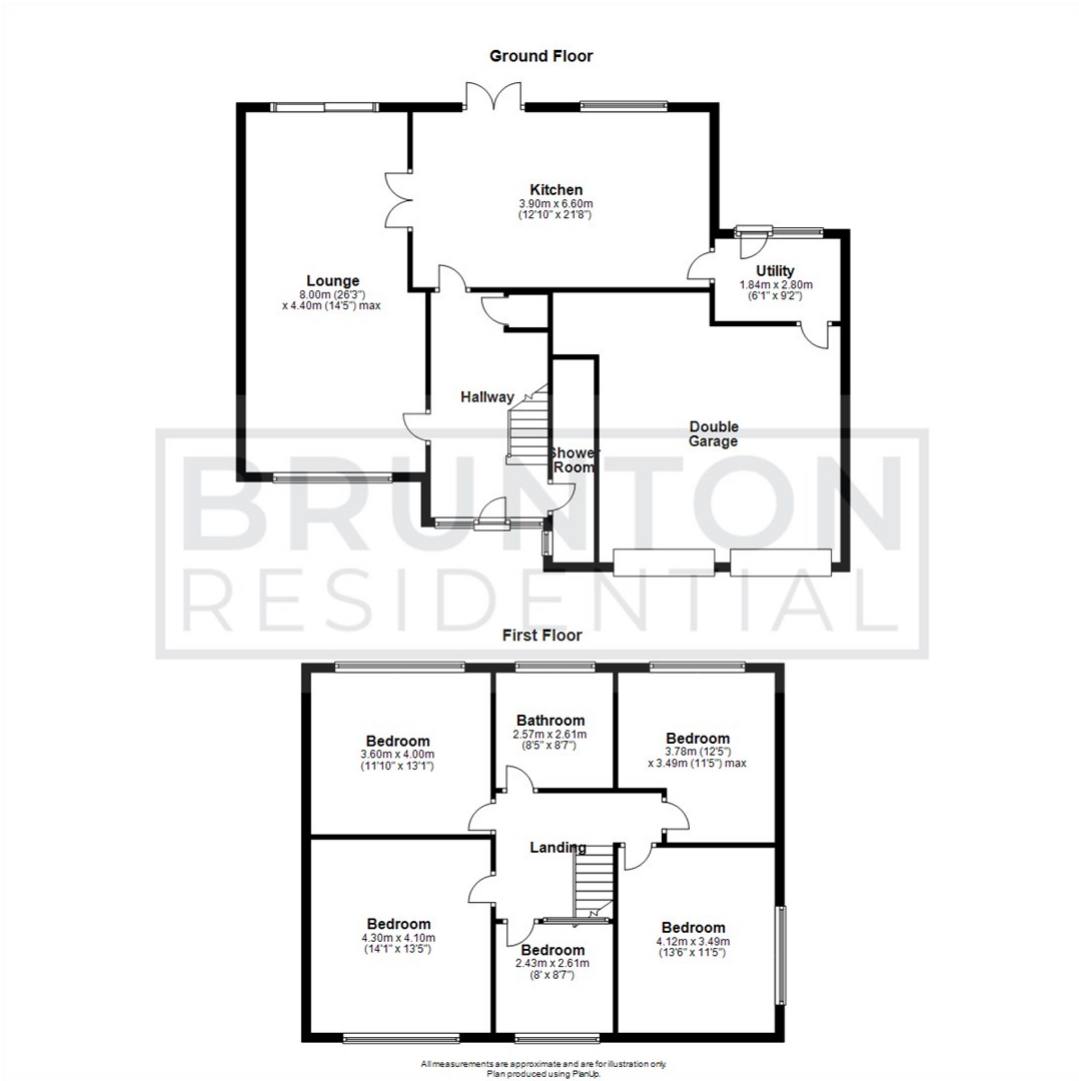
12'5" x 11'5" (3.78m x 3.49m)

Bathroom

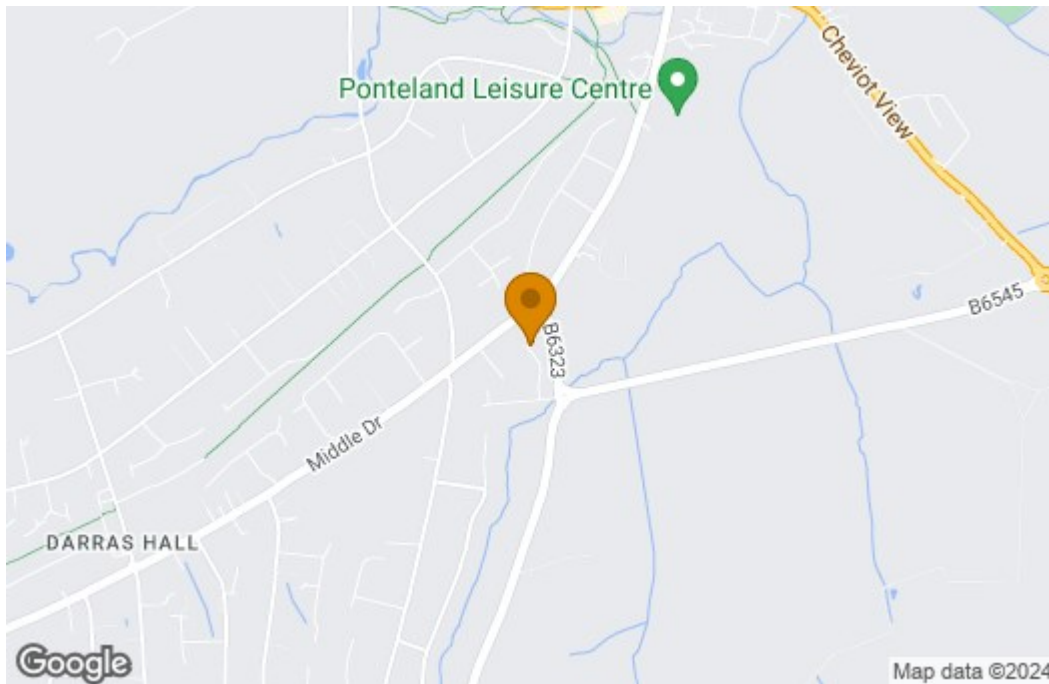
Disclaimer

The information provided about this property does not constitute or form part of an offer or contract, nor may it be regarded as representations. All interested parties must verify accuracy and your solicitor must verify tenure/lease information, fixtures & fittings and, where the property has been extended/converted, planning/building regulation consents. All dimensions are approximate and quoted for guidance only as are floor plans which are not to scale and their accuracy cannot be confirmed. Reference to appliances and/or services does not imply that they are necessarily in working order or fit for the purpose.

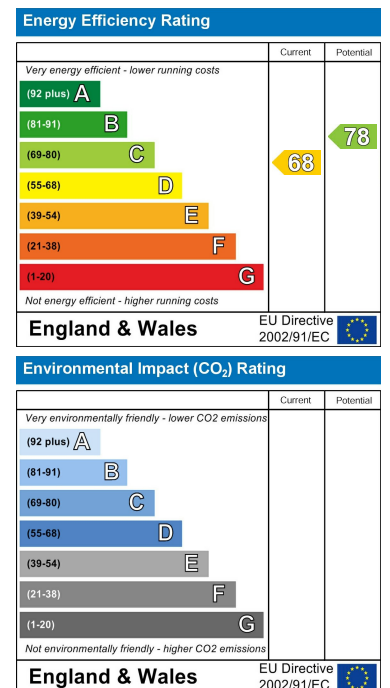
Floor Plan



Area Map



Energy Efficiency Graph



These particulars, whilst believed to be accurate are set out as a general outline only for guidance and do not constitute any part of an offer or contract. Intending purchasers should not rely on them as statements of representation of fact, but must satisfy themselves by inspection or otherwise as to their accuracy. No person in this firm's employment has the authority to make or give any representation or warranty in respect of the property.