

T. 01661 679002
Eponteland@bruntonresidential.c
A. 1 Main Street, NE20 9NH
W. bruntonresidential.com



Ashdale, Ponteland, NE20 9DR

Offers Over £750,000

FOUR BEDROOM DETACHED - SOUGHT AFTER LOCATION - IMMACULATE CONDITION

Brunton Residential are delighted to offer this substantial detached family home located in Darras Hall. Situated in a quiet Cul-de-sac, offers four double bedrooms including two en-suites, this excellent family home is close to local amenities and schools

The property is situated in a quiet cul-de-sac which leads into through electric wooden gates onto a large, paved driveway, a double garage and ample parking for multiple cars.

Accommodation briefly comprises; entrance hallway with a downstairs bathroom, storage cupboard, a large living room which has a large window allowing natural light to flood throughout. The family kitchen offers a practical yet stylish space, featuring bespoke range of units, large centre island with coordinated work surfaces and fitted appliances, with space for dining and relaxing.

The property has a spacious utility room which leads to a further w/c. There is a grand conservatory which has central heating and offers plenty of space for dining and entertaining.

The first floor provides a spacious landing. There are four large bedrooms, the master room offers windows to the front, and a luxurious en-suite. There are three double bedrooms with a further en-suite as well as a luxurious family bathroom that's fitted to a high standard.

Externally there is a fantastic garden to the front and a stunning south facing garden to the rear which is laid mainly to lawn and has a large, decked area perfect for outdoor entertaining with hedged boundaries which can be accessed via the kitchen or conservatory through French doors.

ON THE GROUND FLOOR

Hall

16'11" x 6'7" (5.15m x 2.00m)

WC

6'7" x 6'1" (2.00m x 1.85m)

Living Room

20'0" x 12'2" (6.10m x 3.71m)

Kitchen/Dining Room

13'0" x 27'9" (3.96m x 8.45m)

Conservatory

11'11" x 19'2" (3.63m x 5.85m)

Utility

9'9" x 5'3" (2.97m x 1.61m)

Garage

Storage

6'8" x 2'9" (2.04m x 0.83m)

ON THE FIRST FLOOR

WC

2'11" x 5'3" (0.90m x 1.61m)

Landing

7'1" x 6'3" (2.16m x 1.90m)

Bedroom

10'6" x 15'8" (3.20m x 4.77m)

Stairs

Bedroom

9'5" x 11'9" (2.87m x 3.59m)

Bathroom

5'0" x 10'2" (1.53m x 3.09m)

Bedroom

9'6" x 13'4" (2.90m x 4.06m)

En-suite

9'6" x 5'1" (2.90m x 1.56m)

Bedroom


20'4" x 18'9" (6.20m x 5.72m)

En-suite


7'5" x 9'6" (2.25m x 2.89m)

Disclaimer

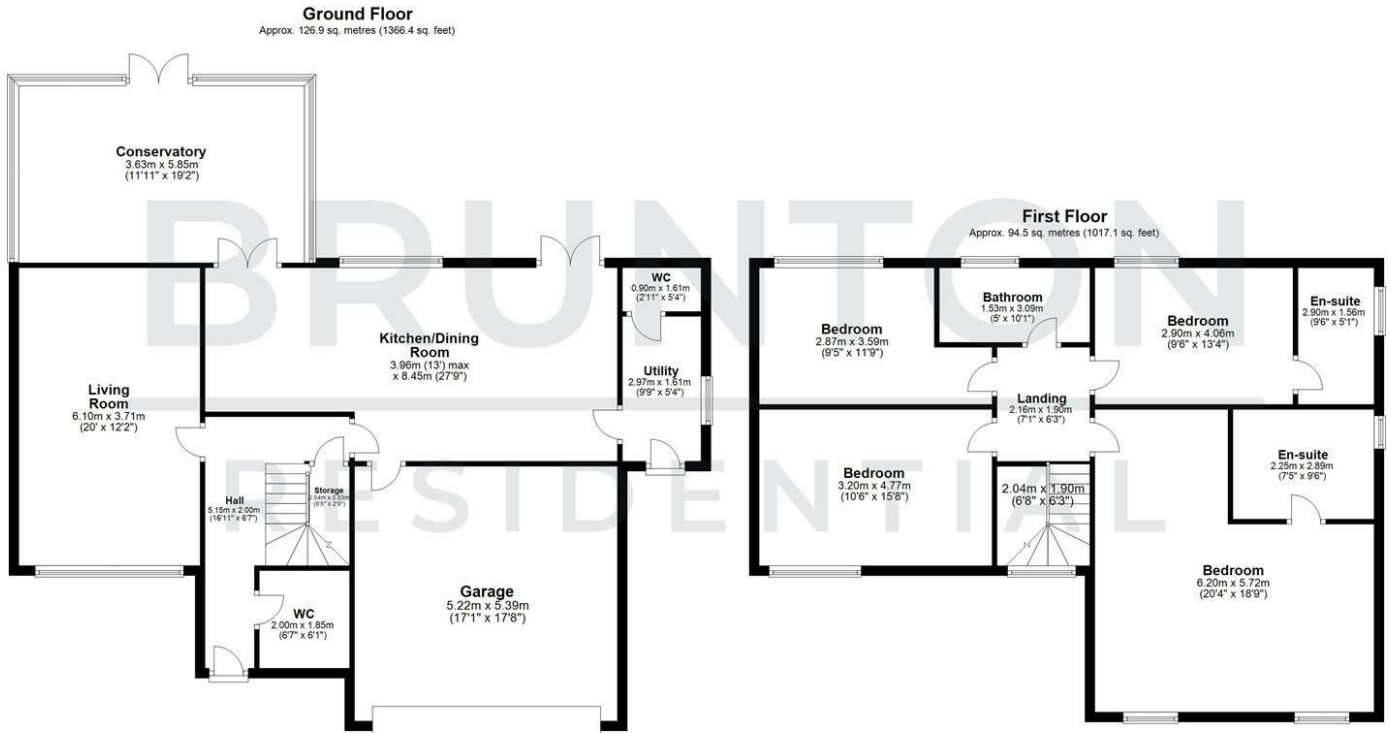
The information provided about this property does not constitute or form part of an offer or contract, nor may it be regarded as representations. All interested parties must verify accuracy and your solicitor must verify tenure/lease information, fixtures & fittings and, where the property has been extended/converted, planning/building



regulation consents. All dimensions are approximate and quoted for guidance only as are floor plans which are not to scale and their accuracy cannot be confirmed. Reference to appliances and/or services does not imply that they are necessarily in working order or fit for the purpose.



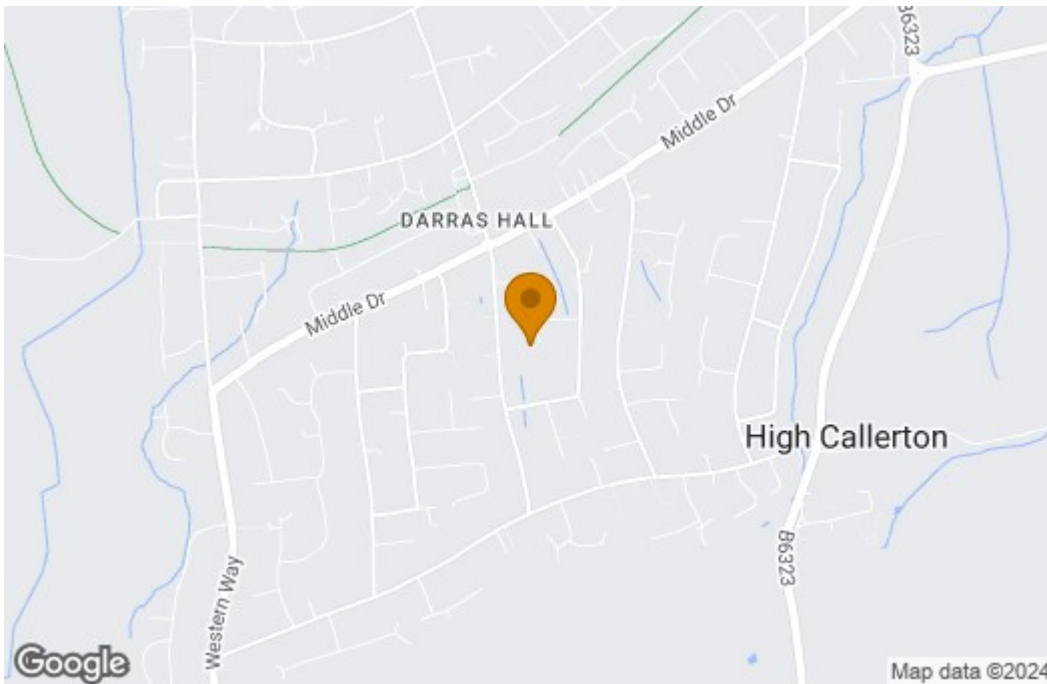
Floor Plan



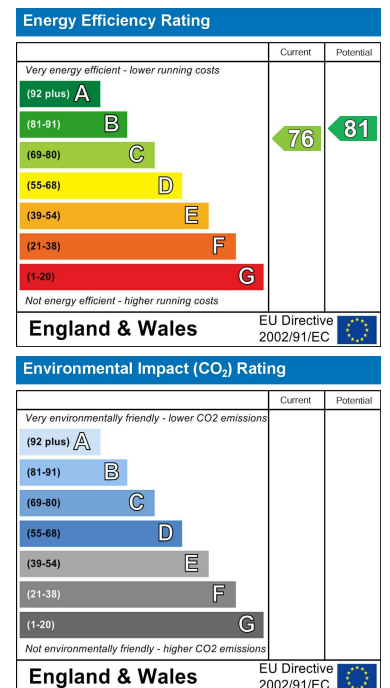
Total area: approx. 221.4 sq. metres (2383.5 sq. feet)

All measurements are approximate and are for illustration only.
Plan produced using PlanUp.

Area Map



Energy Efficiency Graph



These particulars, whilst believed to be accurate are set out as a general outline only for guidance and do not constitute any part of an offer or contract. Intending purchasers should not rely on them as statements of representation of fact, but must satisfy themselves by inspection or otherwise as to their accuracy. No person in this firm's employment has the authority to make or give any representation or warranty in respect of the property.