



RE/MAX
Elite



4 Clarence Road, Birmingham, B21 0EA
Offers over £160,000

SPACIOUS 3-BEDROOM MID-TERRACE – NO UPWARD CHAIN

This spacious 3-bedroom mid-terrace home is ideal for families or first-time buyers. With a convenient location, three well-sized bedrooms, and a useful outbuilding for storage, this property offers fantastic potential for those looking for a blank canvas to make their own. Available with no upward chain, this home is perfect for a hassle-free move.

ROOM DETAILS

Porch 1'8" x 2'7" (0.51m x 0.8m)

Provides a welcoming entrance with access to the front of the property.

Living Room 9'8" x 13'4" (2.97m x 4.08m)

Bright living space with feature fireplace and bay window allowing plenty of natural light, ideal for relaxation or entertaining guests.

Dining Room 9'9" x 16'6" (2.98m x 5.04m)

Spacious dining room with a built-in fireplace, perfect for family meals and gatherings. Access to the kitchen and rear of the property.

Kitchen 6'0" x 10'1" (1.85m x 3.08m)

Well-maintained kitchen with tiled walls and plenty of countertop space. Features modern appliances, including space for a washing machine, and access to the rear yard.

Shower Room 4'8" x 7'2" (1.44m x 2.20m)

Fully tiled with a walk-in shower, sink, and WC for easy maintenance.

Master Bedroom 9'8" x 13'3" (2.97m x 4.05m)

Generously sized master bedroom with a large window allowing for lots of natural light.

Bedroom 2 12'9" x 11'9" (3.89m x 3.59m)

Spacious second bedroom with ample space for furniture, making it ideal for a guest room or children's bedroom.

Bedroom 3 9'1" x 9'9" (2.77m x 2.98m)

A cozy third bedroom perfect as a home office, nursery, or additional guest room.

Outbuilding

A secure outbuilding located in the rear yard, providing additional storage space, perfect for garden tools or seasonal items.

Floor Plan

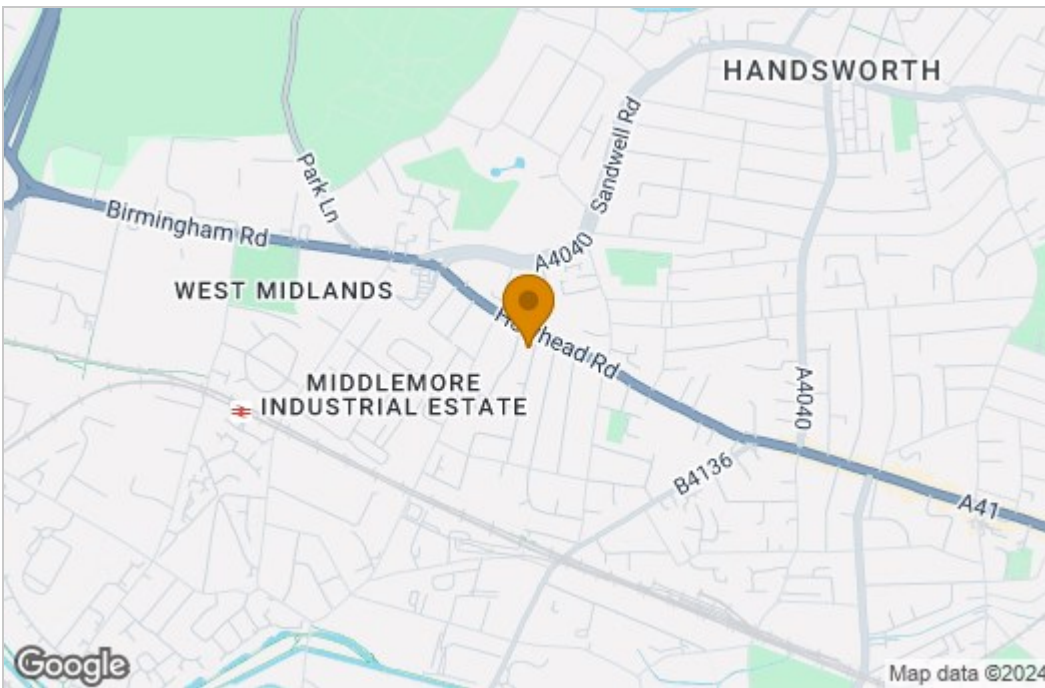


TOTAL: 81 m2
FLOOR 1: 38 m2, FLOOR 2: 43 m2
EXCLUDED AREAS: PORCH: 1 m2

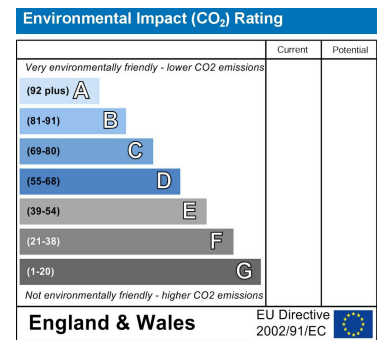
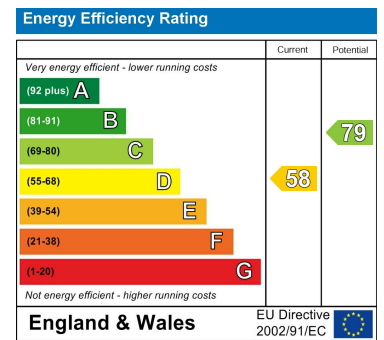
Floor Plan Created By Cubicasa App. Measurements Deemed Highly Reliable But Not Guaranteed.



Area Map



Energy Efficiency Graph



These particulars, whilst believed to be accurate are set out as a general outline only for guidance and do not constitute any part of an offer or contract. Intending purchasers should not rely on them as statements of representation of fact, but must satisfy themselves by inspection or otherwise as to their accuracy. No person in this firm's employment has the authority to make or give any representation or warranty in respect of the property.

155 Lichfield Rd, Rushall, Walsall, Staffordshire, WS4 1HA
 Tel: +44 (0) 1922 322988 Email: elite@remax.co.uk www.remaxlocalestateagents.co.uk