

PENTHOUSE
CHESTERFIELD GARDENS

MAYFAIR W1

A SANDRINGHAM LAND DEVELOPMENT



SUBLIME MAYFAIR PENTHOUSE

This stunning ninth floor penthouse with far reaching views is located in Chesterfield House in the heart of Mayfair.

An outstanding fully air-conditioned rooftop penthouse with panoramic views and private roof terrace, meticulously remodelled and refurbished throughout to an exceptionally high standard.

Styled and designed by leading international designer Maurizio Pellizoni and exclusively furnished by designer brand Minotti London with original artwork available by the highly acclaimed Maddox Gallery.

From the reception room, there is direct access to the (non-demised) roof terrace with views over the rooftops of Mayfair and towards the city beyond, including various London landmarks, Big Ben, the London Eye and the Shard.

Chesterfield House is one of Mayfair's premier buildings, offering residents 24-hour portage and security, limited off-street car parking and secure basement storage facilities.

Chesterfield Gardens is a tree-lined cul-de-sac off Curzon Street, located close to the Dorchester Hotel, with world class local dining and the luxury shopping facilities of Mount Street.









- Penthouse
- Private roof terrace
- 24-hour portorage
- Two double bedrooms
- Two bathrooms
- Air conditioned
- Independent underfloor heating
- Lutron lighting
- Off-street car parking


The penthouse benefits from excellent transport links and is close to the open spaces of both Hyde Park and Green Park.

This luxurious two double bedroom penthouse features open views, a private roof terrace, air-conditioning, independent underfloor heating, pure white Thassos stone bathrooms, European prime grade oak flooring, skylights and a bespoke kitchen and utility room.









דן ורודן דן ורודן דן ורודן דן ורודן דן ורודן דן ורודן דן ורודן דן ורודן דן ורודן דן ורודן

THE LOCATION



9TH FLOOR PENTHOUSE, CHESTERFIELD GARDENS

LIVING/DINING

6.7 x 4.5m (22 x 15 ft)

MASTER BEDROOM

7.7 x 3.4m (25 x 11 ft)

BEDROOM 2

4.3 x 2.9m (14 x 9.5 ft)



APPROXIMATE GROSS INTERNAL FLOOR AREA

1,105 sq ft

TERRACE GROSS EXTERNAL AREA (NON-DEMISED)

170 sq ft

TENURE:
Leasehold plus Share of Freehold

LOCAL AUTHORITY:
Westminster

This plan is for layout guidance only. Not drawn to scale unless stated. Windows and door openings are approximate. Whilst every care is taken in the preparation of this plan, please check all dimensions, shapes and compass bearings before making any decisions reliant upon them.

FORTIS ADVISORS

Tim Macpherson
07974 201367
tim@fortisadvisors.co

Charles Davis
07525 175274
charles@fortisadvisors.co

7 New Quebec Street
London
W1H 7RH
Tel: 0203 3938133