




1 Bakery Mews

Bream, Lydney, GL15 6FG

£199,950



DEAN ESTATE AGENTS offer this three bedroom, end of terrace three storey town house property situated in a quiet cul-de-sac in the popular village of Bream.



ENTRANCE HALL;

Via a UPVC double glazed door, radiator, power points, door to understairs cupboard, door to lounge and kitchen.

CLOAKROOM;

WC, wash hand basin, heated chrome towel rail, extractor fan and opaque window to front.

LOUNGE;

15'5" x 10'11" (4.72m x 3.35m)

UPVC double glazed window and patio doors to rear, radiator, tv point, telephone point, power points and open plan staircase to first floor.

KITCHEN;

8'7" x 8'7" (2.64m x 2.64m)

Range of base and eye level units, worktop space, integral electric oven with four ring gas hob, plumbing for dishwasher and washing machine, power points, tiled floor and UPVC double glazed window to front.

STAIRS TO FIRST FLOOR LANDING;

Radiator, linen cupboard and stairs leading to second floor.

BEDROOM TWO;

9'9" x 9'3" (2.99m x 2.84m)

Built in double wardrobes, radiator, power points and UPVC double glazed window to front aspect.

BEDROOM THREE;

9'3" x 7'3" (2.84m x 2.23m)

Built in wardrobe, radiator, power points and UPVC double glazed window to rear aspect.

BATHROOM;

Three piece suite comprising panelled bath with mixer tap and shower attachment over, WC, wash hand basin, shower & light power, part tiled walls, chrome heated towel rail, UPVC opaque double glazed window to front, tiled flooring and extractor fan.

STAIRS TO SECOND FLOOR LANDING;

UPVC double glazed window to rear, power points and wall lights.

MASTER BEDROOM;

13'10" x 12'5" (4.24m x 3.81m)

Built in wardrobes, ceiling spotlights, velux

skylights, radiator, power points, telephone point, tv point, under eaves storage, door to;


EN-SUITE;

Comprising fully tiled enclosed shower cubicle with mains powered shower and extractor fan, wash hand basin, tiled splash backs, wc, light & shaver point, chrome heated towel rail, tiled flooring, under eaves storage cupboard,

OUTSIDE;

To the front there is parking for two vehicles.

Gardens - The property is approached via a block paved pathway to front door, small gravelled area, outside lighting, whilst the rear comprises lawn area, small patio, herbaceous borders, garden shed, outside lighting and tap, all enclosed by wood panelled fencing.



Consumer Notes: Dean Estate Agents Ltd have prepared the information within this website/brochure with care and co-operation from the seller. It is intended to be indicative rather than definitive, without a guarantee of accuracy. Before you act upon any information provided, we request that you satisfy yourself about the completeness, accuracy, reliability, suitability or availability with respect to the website or the information, products, services, or related graphics contained on the website for any purpose.

These details do not constitute any part of any Offer, Contract or Tenancy Agreement.

Photographs used for advertising purposes may not necessarily be the most recent photographs, although every effort is made to update photographs at the earliest opportunity. Any reliance you place on such information is therefore strictly at your own risk. All photographic images are under the ownership of Dean Estate Agents Ltd and therefore Dean Estate Agents retain the copyright. You must obtain permission from the owner of the images to reproduce them.

Tenanted Property – we are not always able to show the most recent condition of a property due to tenants' privacy and we may choose to show the photographs of the property when it was last vacant to at least allow clients some idea of the internal condition. Therefore, we would of course, urge you to view before making any decisions to purchase or rent the property and before any costs.

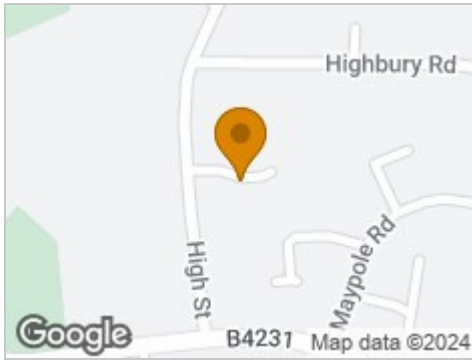
Energy Performance Certificates are supplied to us via a third party and we do not accept responsibility for the content within such reports.

PRC Certificates – Some ex-local authority properties have been repaired in recent years using the PRC Scheme wherein a certificate has been produced by a qualified property engineer. This certificate does not imply the suitability for a mortgage approval and you must satisfy yourself of the work carried out that may meet your lenders criteria.

As with leasehold property or new build development sites, you are likely to be responsible for a contribution to management charges and/or ground rent or a contribution to the development service charge. Please enquire at the time of viewing.

You may also incur fees for items such as leasehold packs and, in addition, you will also need to check the remaining length of any lease before you complete a mortgage application form. Please ask a member of our team for any help required before committing to purchase a property and incurring expense.

Road Map



Hybrid Map



Terrain Map



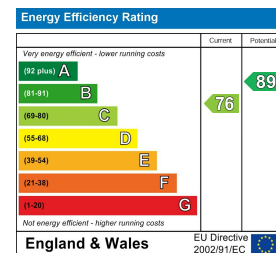
Floor Plan



Viewing

Please contact our Lydney Office on 01594 368202 if you wish to arrange a viewing appointment for this property or require further information.

Energy Efficiency Graph



These particulars, whilst believed to be accurate are set out as a general outline only for guidance and do not constitute any part of an offer or contract. Intending purchasers should not rely on them as statements of representation of fact, but must satisfy themselves by inspection or otherwise as to their accuracy. No person in this firm's employment has the authority to make or give any representation or warranty in respect of the property.