



2 Elm Court

Woolaston, Gloucestershire, GL15 6PG

£299,950



****NO ONWARD CHAIN** **VIRTUAL TOUR AVAILABLE**** Dean Estate Agents are pleased to present this Three Bedroom Detached Bungalow located on a Quiet Cul-de-sac in the popular village of Woolaston. Accommodation comprises of: Enclosed entrance porch, hallway, kitchen, integral garage, side porch, spacious lounge dining room, three bedrooms and bathroom. Garden to front & rear and off road parking.

Woolaston has a village shop within a 5 minute walk from this property, it also has two village pubs, village community hall, excellent primary school, many country walks and is only a 10 minute drive to Lydney which benefits from having a Train Station & all main facilities, Shops and Supermarkets, Banks, Restaurants and Public Houses, Sports Centre, Doctors Surgeries and Hospital, Golf Course. Chepstow is only a 10 minute drive offering all main facilities, including Train Station, Supermarkets, etc.



Entrance Porch:

1.6m x 0.71m

Enclosed entrance porch, door to:

Entrance Hallway:

Having wooden flooring, two ceiling lights, radiator power and telephone points, doors to kitchen, lounge dining room, bedrooms one, two, three and bathroom. Airing cupboard with radiator and slatted wooden shelving.

Kitchen:

11'6" x 7'8" (3.51m x 2.36m)

Ceramic tiled floor, a range of matching wall, base and drawer units, integrated fridge and freezer, four burner gas hob, double eye level electric oven and grill, single bowl sink and drainer, tiled splashback, ceiling light, power points, window with front aspect and door leading to integral garage with utility area..

Lounge/Diner:

6.58m x 4.06m

Fitted carpet, feature fireplace with electric fire, sliding patio door to rear garden and raised patio area, rear window, two ceiling lights, radiator, power and TV point.

Bedroom One:

11'6" x 10'4" (3.51m x 3.15m)

Matching wardrobes, dressing table and bedside cabinets, fitted carpet, window to rear, radiator, ceiling light and power points.

Bedroom Two:

13'5" x 8'11" (4.11m x 2.72m)

Fitted carpet, window to rear, radiator, ceiling light and power points.

Bedroom Three:

8'7" x 7'1" (2.64m x 2.16m)

Built-in double wardrobe, fitted carpet, window to front, radiator, ceiling light and power points.

Bathroom:

9'10" x 5'6" (3m x 1.68m)

Vanity unit wash basin with storage under, low level WC, corner bath with glass shower screen, mains shower and Mira electric shower, tiled splash back, two radiators, tiled floor, ceiling light and two windows to front.

Integral Garage:

15'7" x 8'0" (4.75m x 2.44m)

Electric roller shutter door, pedestal basin,

plumbing for washing machine, power points and lighting, wall mounted LPG gas boiler, boiler and door leading to side porch.

Side Porch:


12'4" x 5'1" (3.76m x 1.55m)

Tiled floor, doors to front, rear and garage.

Outside:

Front garden is mainly laid to crazy paving patio and shrubs. Driveway to the front providing ample off road parking, pedestrian access to both sides of the bungalow.

Rear garden is laid to lawn, a variety of shrubs and flowers, garden shed, greenhouse, raised patio area.



Consumer Notes: Dean Estate Agents Ltd have prepared the information within this website/brochure with care and co-operation from the seller. It is intended to be indicative rather than definitive, without a guarantee of accuracy. Before you act upon any information provided, we request that you satisfy yourself about the completeness, accuracy, reliability, suitability or availability with respect to the website or the information, products, services, or related graphics contained on the website for any purpose.

These details do not constitute any part of any Offer, Contract or Tenancy Agreement.

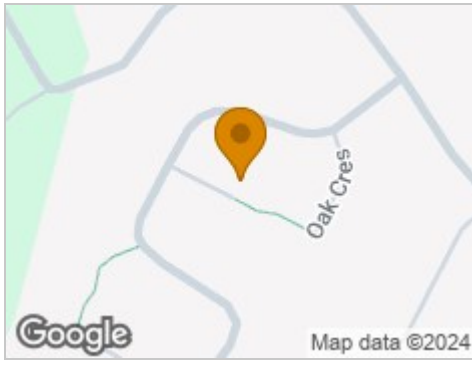
Photographs used for advertising purposes may not necessarily be the most recent photographs, although every effort is made to update photographs at the earliest opportunity. Any reliance you place on such information is therefore strictly at your own risk. All photographic images are under the ownership of Dean Estate Agents Ltd and therefore Dean Estate Agents retain the copyright. You must obtain permission from the owner of the images to reproduce them.

Energy Performance Certificates are supplied to us via a third party and we do not accept responsibility for the content within such reports.

PRC Certificates – Some ex-local authority properties have been repaired in recent years using the PRC Scheme wherein a certificate has been produced by a qualified property engineer. This certificate does not imply the suitability for a mortgage approval and you must satisfy yourself of the work carried out that may meet your lenders criteria.

As with leasehold property or new build development sites, you are likely to be responsible for a contribution to management charges and/or ground rent or a contribution to the development

Road Map



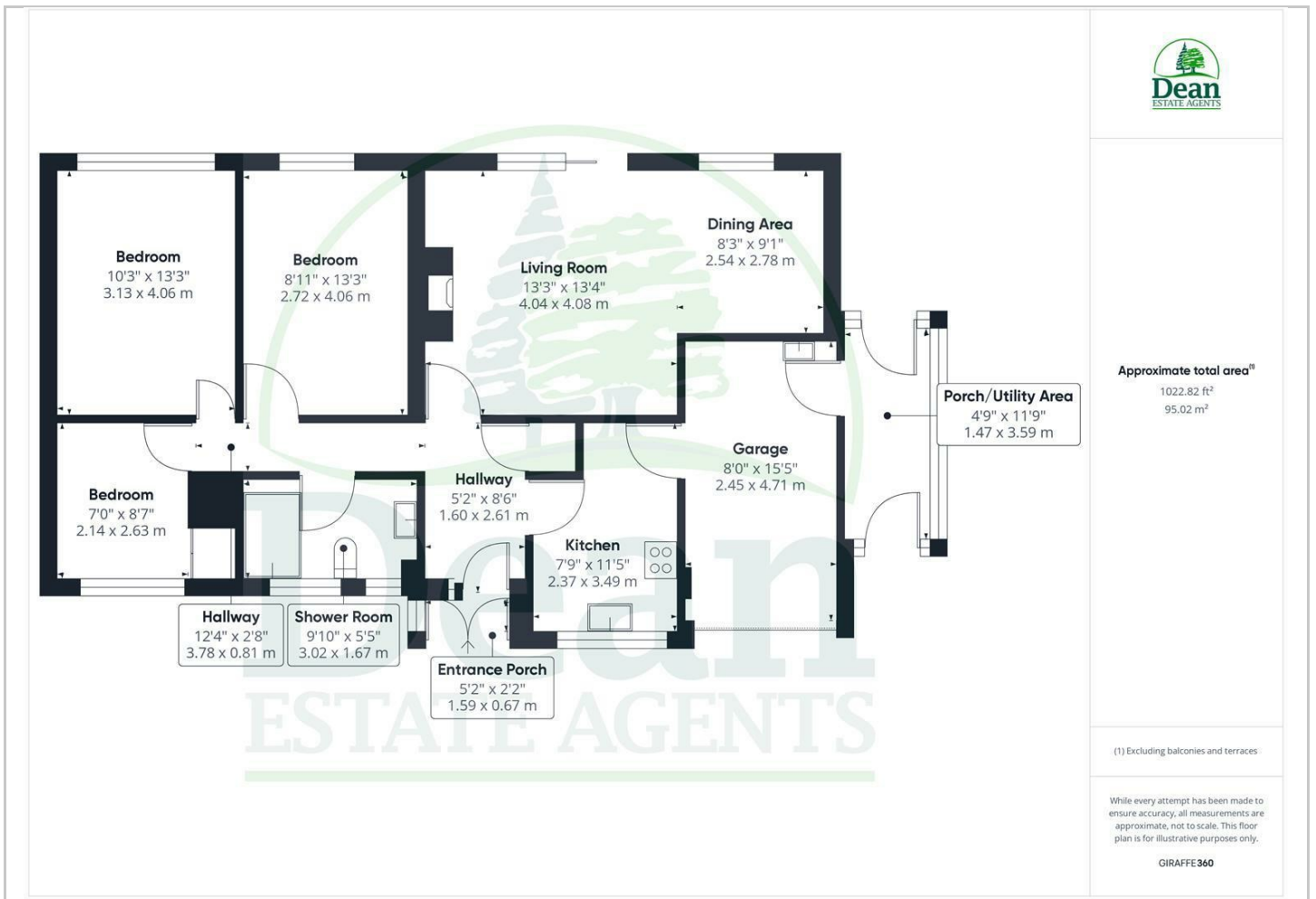
Hybrid Map



Terrain Map



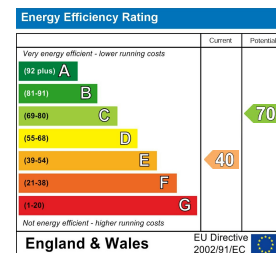
Floor Plan



Viewing

Please contact our Lydney Office on 01594 368202 if you wish to arrange a viewing appointment for this property or require further information.

Energy Efficiency Graph



These particulars, whilst believed to be accurate are set out as a general outline only for guidance and do not constitute any part of an offer or contract. Intending purchasers should not rely on them as statements of representation of fact, but must satisfy themselves by inspection or otherwise as to their accuracy. No person in this firm's employment has the authority to make or give any representation or warranty in respect of the property.