

Cherrywood Gardens

COVENTRY, WEST MIDLANDS

Nestled at the northern edge of Coventry city centre, Cherrywood Gardens provides an exciting collection of two, three and four-bedroom homes.


Taylor
Wimpey

Contents

→ **Welcome to
Cherrywood
Gardens**



→ **Personalise
your home**



→ **Included
as standard**




→ **Our homes**



→ **Ways to buy**



→ **Take your
next step**



Cherrywood Gardens

Just 10 minutes away from Coventry's vibrant city centre, Cherrywood Gardens features a contemporary collection of two, three and four bedroom homes perfect for families of all shapes and sizes. Each home has been carefully designed to complement the local area and sits amongst the site's distinctive character areas and well connected parkland.

Take a deep breath and embrace a new life at Cherrywood Gardens.




[→ View the site plan](#)



Love life in Coventry

Located in a quiet suburb just outside Coventry city centre, Cherrywood Gardens neighbours our popular Cherrywood Place development. You'll be moving into a friendly and well established community, just a stone's throw away from local shops, supermarkets, restaurants and bars.

The area is popular with families, with a number of excellent schools located just a short walk from home. Holbrooks Park lies just behind the development, and is a perfect spot to enjoy the outdoors with the whole family.



A range of schools and higher education facilities nearby including Coventry University



Enjoy lazy Sunday strolls along the nearby Coventry Canal



[Discover more](#)



Personalise your home

A new Taylor Wimpey home is a blank canvas, ready for you to put your stamp on even before you move in. You can choose from a range of high quality options for your kitchen, bedroom and bathroom to suit your taste – and all from the comfort of your sofa. We offer dark and light kitchen units and patterned or plain tiles for your bathroom, so whatever your preferred style we've got you covered.

Using our innovative Options Online tool, you can visualise your new home room-by-room and customise each as you go. You can also choose your options with the help of your Sales Executive if you'd prefer.

Our customers have created some fantastic spaces in their homes and you can get inspiration from their choices by following us on Instagram. You can also check out a host of interior design tips on our website.

[→ Find out more](#)



Options availability is subject to build stage of plots and options won't be available if plots have reached a certain build stage. Please contact the Sales Executive for further information.

Included as standard

From the external features to the finishing touches, every detail of our homes is designed with our customers in mind.

While you'll have the choice to upgrade some of our standard offerings, all of our houses are fitted with a range of high quality features at no extra cost to you.

You'll find a complete list of all items that come as standard in your house below.



Kitchens

All of our kitchens are fitted with beautiful units and worktops and you can choose your preferred style and colour to create your perfect cooking and entertaining space.

A range of accessories including stylish splashbacks, a stainless steel sink and Zeno Taps, and lighting gives your kitchen a clean, contemporary finish. You'll get a modern, energy efficient Zanussi oven with built-in gas hob and integrated hood and extractor fan too.

Utility rooms[†]

Units will be fitted to match your chosen kitchen style, complete with a stainless steel sink and Zeno Taps. If your home has a toilet in the utility room, we'll fit a contemporary white basin and toilet for a sleek finish.



Bathrooms, en suites and shower rooms

Modern white sanitaryware, including toilet, basin and bath with chrome Ideal Standard taps give your main bathroom a clean look. The same sanitaryware is fitted in en suites and shower rooms which also benefit from an Aqualisa shower and glass enclosure. For a distinct look, we offer a varied range of Porcelanosa ceramic wall tiles for you to choose from to make your bathroom and en suite stand out from the crowd.



Garden[†]

The outside of your home is just as carefully considered as the inside. You'll get a fully turfed and landscaped front garden – including plants. The back garden includes a slabbed area and your privacy is protected by a garden fence.



All of the specification listed is included in our houses as standard. For the specification included in our apartments, please see the separate apartment specification list. Standard specifications are correct at time of going to print, but are subject to change without notice. Please contact the Sales Executive for further information. † = Where applicable.

Specification of our houses

	Ashenford	Canford	Beauford	Gosford	Byford	Kingdale	Huxford	Trusdale	Manford	Dunham
Kitchens										
Choice of symphony kitchen units up to stage 40 with upstands and stainless steel splash back to cooker	✓	✓	✓	✓	✓	✓	✓	✓	✓	✓
Electric Single Oven	✓	✓	✓	✓	✓	✓	✓	✓	✓	✓
Stainless steel gas hob with integrated extractor hood	✓	✓	✓	✓	✓	✓	✓	✓	✓	✓
Stainless steel 1.5 bowl sink and drainer with single lever mixed tap	✓	✓	✓	✓	✓	✓	✓	✓	✓	✓
Ceramic counter top sink in utility/cloaks									✓	
Plumbing for washing machine	✓	✓	✓	✓	✓	✓	✓	✓	✓	✓
Plumbing for dishwasher	✓	✓	✓	✓	✓	✓	✓	✓	✓	✓
Space for fridge/freezer	✓	✓	✓	✓	✓	✓	✓	✓	✓	✓
Bathrooms, en suites & cloakrooms										
Sanitary Ware	✓	✓	✓	✓	✓	✓	✓	✓	✓	✓
Chrome filler taps to bath	✓	✓	✓	✓	✓	✓	✓	✓	✓	✓
Chrome mixer taps and w/c basins / cloakroom	✓	✓	✓	✓	✓	✓	✓	✓	✓	✓
Choice of standard porcelanosa wall tiles in wet areas. Splashback to bathroom, en suite and WC/cloakroom as standard	✓	✓	✓	✓	✓	✓	✓	✓	✓	✓
Extractor fans to wet areas	✓	✓	✓	✓	✓	✓	✓	✓	✓	✓
Thermostatic shower to en suites	✓	✓	✓	✓	✓	✓	✓	✓	✓	✓
Central heating/hot water system										
Gas central heating and radiators - Ideal Boiler	✓	✓	✓	✓	✓	✓	✓	✓	✓	✓
Waste water heat recovery	✓	✓	✓	✓	✓	✓	✓	✓	✓	✓
External features										
Mains operated smoke detectors interconnected with battery back up	✓	✓	✓	✓	✓	✓	✓	✓	✓	✓
Light and power socket to garage (Refer to planning layout for garage positions)						✓	✓	✓	✓	✓
Black PIR Coach light to front elevation	✓	✓	✓	✓	✓	✓	✓	✓	✓	✓
Chrome lever furniture to internal and external doors	✓	✓	✓	✓	✓	✓	✓	✓	✓	✓
Newark internal doors	✓	✓	✓	✓	✓	✓	✓	✓	✓	✓
Outside tap to rear garden	✓	✓	✓	✓	✓	✓	✓	✓	✓	✓
Front doors fitted with multi locking system	✓	✓	✓	✓	✓	✓	✓	✓	✓	✓

✓ = Standard features * = Options, upgrades and colour choices are available subject to stage of construction † = Where applicable

All of the specification listed is included in our houses as standard. For the specification included in our apartments, please see the separate apartment specification list. Standard specifications are correct at time of going to print, but are subject to change without notice. Please contact the Sales Executive for further information.

Specification of our houses

	Ashenford	Canford	Beauford	Gosford	Byford	Kingdale	Huxford	Trusdale	Manford	Dunham
Electrical, windows & joinery										
PV (photovoltaic panels) refer to layout	✓	✓	✓	✓	✓	✓	✓	✓	✓	✓
Car charging point	✓	✓	✓	✓	✓	✓	✓	✓	✓	✓
UPVC glazed windows and external doors with easy lock hinges, lockable fasteners and white handles with chrome locks	✓	✓	✓	✓	✓	✓	✓	✓	✓	✓
Planted front garden - refer to landscape layout	✓	✓	✓	✓	✓	✓	✓	✓	✓	✓
Wooden gates - refer to working drawings	✓	✓	✓	✓	✓	✓	✓	✓	✓	✓
BT Fibre as per electrical layouts	✓	✓	✓	✓	✓	✓	✓	✓	✓	✓
1 USB in kitchen	✓	✓	✓	✓	✓	✓	✓	✓	✓	✓
2 USB in bedroom	✓	✓	✓	✓	✓	✓	✓	✓	✓	✓
TV socket in bedroom 1	✓	✓	✓	✓	✓	✓	✓	✓	✓	✓
1.8m close board fencing to rear garden* Boundary treatments can vary due to levels and could be a combination of styles. Please refer to external works drawing with our sales team for plot specific details.	✓	✓	✓	✓	✓	✓	✓	✓	✓	✓
Chrome House Numbers	✓	✓	✓	✓	✓	✓	✓	✓	✓	✓
Finishing touches										
Heathcliff Crown matt finish emulsion to walls and ceilings	✓	✓	✓	✓	✓	✓	✓	✓	✓	✓
NHBC Building Warranty 10 year	✓	✓	✓	✓	✓	✓	✓	✓	✓	✓
Taylor Wimpey Warranty 2 Year	✓	✓	✓	✓	✓	✓	✓	✓	✓	✓



Find out more

✓ = Standard features * = Options, upgrades and colour choices are available subject to stage of construction † = Where applicable

All of the specification listed is included in our houses as standard. For the specification included in our apartments, please see the separate apartment specification list. Standard specifications are correct at time of going to print, but are subject to change without notice. Please contact the Sales Executive for further information.

Our homes

→ 2 bedroom homes



→ 3 bedroom homes



→ 4 bedroom homes



→ View the site plan



The Canford

2 BEDROOM HOME, TOTAL 689 sq ft



GROUND FLOOR

Lounge/Dining max.

3.98m x 4.73m 13' 1" x 15' 6"

Kitchen

1.85m x 3.02m 6' 1" x 9' 11"

FIRST FLOOR

Bedroom 1

3.08m x 2.97m 10' 1" x 9' 8"

Bedroom 2 max.

3.98m x 2.56m 13' 1" x 8' 5"



[Discover more about this home](#)



[View our current availability](#)

* Optional en suite. *Plot specific windows. The floor plans depict a typical layout of this house type. For exact plot specification, details of external and internal finishes, dimensions and floor plan differences consult your sales executive. All dimensions are + or - 50mm and floor plans are not shown to scale. The kitchen layout and furniture positions are for indicative purposes only. The computer generated image is for illustrative purposes only and it is from an imaginary viewpoint within an open space area. Its purpose is to give a feel for the development, not an accurate description of each property. The illustration shows a typical Taylor Wimpey home of this type, but there are, however, variances from site to site. External materials, finishes, landscaping and the position of garages (where provided) may vary throughout the development. Properties may also be built handed (mirror image). Images may include optional upgrades at an additional cost. Please ask for further details. 81955_TWM / April 2024.



The Beauford

2 BEDROOM HOME, TOTAL 873 sq ft



GROUND FLOOR

Lounge max.

3.67m x 4.04m 12' 1" x 13' 3"

Kitchen/Dining

4.70m x 2.87m 15' 5" x 9' 5"



FIRST FLOOR

Bedroom 1

2.94m x 3.57m 9' 8" x 11' 9"

Bedroom 2

4.70m x 2.55m 15' 5" x 8' 4"

[→ View development](#)

[→ View our current availability](#)

Δ Storage only required where space standards are a requirement - can be replaced with fitted wardrobes *Plot specific windows. The floor plans depict a typical layout of this house type. For exact plot specification, details of external and internal finishes, dimensions and floor plan differences consult your sales executive. All dimensions are + or - 50mm and floor plans are not shown to scale. The kitchen layout and furniture positions are for indicative purposes only. The computer generated image is for illustrative purposes only and it is from an imaginary viewpoint within an open space area. Its purpose is to give a feel for the development, not an accurate description of each property. The illustration shows a typical Taylor Wimpey home of this type, but there are, however, variances from site to site. External materials, finishes, landscaping and the position of garages (where provided) may vary throughout the development. Properties may also be built handed (mirror image). Images may include optional upgrades at an additional cost. Please ask for further details. 81955_TWM / April 2024.



The Gosford

3 BEDROOM HOME, TOTAL 866 sq ft



GROUND FLOOR

Lounge max.

3.69m × 4.26m 12' 1" × 13' 11"

Kitchen/Dining

4.72m × 2.87m 15' 6" × 9' 5"



FIRST FLOOR

Bedroom 1 min.

2.96m × 2.83m 9' 9" × 9' 4"

Bedroom 2

2.63m × 3.30m 8' 8" × 10' 10"

Bedroom 3 max.

2.00m × 3.55m 6' 7" × 11' 8"

[→ View development](#)

[→ View our current availability](#)

*Plot specific windows. The floor plans depict a typical layout of this house type. For exact plot specification, details of external and internal finishes, dimensions and floor plan differences consult your sales executive. All dimensions are + or - 50mm and floor plans are not shown to scale. The kitchen layout and furniture positions are for indicative purposes only. The computer generated image is for illustrative purposes only and it is from an imaginary viewpoint within an open space area. Its purpose is to give a feel for the development, not an accurate description of each property. The illustration shows a typical Taylor Wimpey home of this type, but there are, however, variances from site to site. External materials, finishes, landscaping and the position of garages (where provided) may vary throughout the development. Properties may also be built handed (mirror image). Images may include optional upgrades at an additional cost. Please ask for further details. 81955_TWM / April 2024.



The Kingdale

3 BEDROOM HOME, TOTAL 1,040 sq ft



GROUND FLOOR

Lounge

3.07m × 5.41m 10' 1" × 17' 9"

Kitchen/Dining max.

3.35m × 5.41m 11' 0" × 17' 9"



FIRST FLOOR

Bedroom 1

3.09m × 4.10m 10' 2" × 13' 7"

Bedroom 2

2.64m × 2.95m 10' 11" × 9' 8"

Bedroom 3

3.41m × 2.37m 11' 2" × 7' 9"

[→ Discover more about this home](#)

[→ View our current availability](#)

*Plot specific windows. The floor plans depict a typical layout of this house type. For exact plot specification, details of external and internal finishes, dimensions and floor plan differences consult your sales executive. All dimensions are + or - 50mm and floor plans are not shown to scale. The kitchen layout and furniture positions are for indicative purposes only. The computer generated image is for illustrative purposes only and it is from an imaginary viewpoint within an open space area. Its purpose is to give a feel for the development, not an accurate description of each property. The illustration shows a typical Taylor Wimpey home of this type, but there are, however, variances from site to site. External materials, finishes, landscaping and the position of garages (where provided) may vary throughout the development. Properties may also be built handed (mirror image). Images may include optional upgrades at an additional cost. Please ask for further details. 81955_TWM / April 2024.



The Byford

3 BEDROOM HOME, TOTAL 976 sq ft



GROUND FLOOR

Lounge max.

3.98m × 4.24m 13' 1" × 13' 11"

Kitchen/Dining

5.06m × 2.87m 16' 7" × 9' 5"



FIRST FLOOR

Bedroom 1 max.

3.98m × 3.00m 13' 1" × 9' 10"

Bedroom 2 max.

2.82m × 2.57m 9' 3" × 11' 4"

Bedroom 3

2.15m × 3.91m 7' 1" × 12' 10"

[→ Discover more about this home](#)

[→ View our current availability](#)

Δ Storage only required where space standards are a requirement - can be replaced with fitted wardrobes *Plot specific windows. The floor plans depict a typical layout of this house type. For exact plot specification, details of external and internal finishes, dimensions and floor plan differences consult your sales executive. All dimensions are + or - 50mm and floor plans are not shown to scale. The kitchen layout and furniture positions are for indicative purposes only. The computer generated image is for illustrative purposes only and it is from an imaginary viewpoint within an open space area. Its purpose is to give a feel for the development, not an accurate description of each property. The illustration shows a typical Taylor Wimpey home of this type, but there are, however, variances from site to site. External materials, finishes, landscaping and the position of garages (where provided) may vary throughout the development. Properties may also be built handed (mirror image). Images may include optional upgrades at an additional cost. Please ask for further details. 81955_TWM / April 2024.



The Huxford

4 BEDROOM HOME, TOTAL 1,175 sq ft



GROUND FLOOR

Lounge

3.63m x 4.66m 11' 11" x 15' 4"

Kitchen/Dining

5.73m x 3.00m 18' 10" x 9' 10"



FIRST FLOOR

Bedroom 1

3.42m x 3.16m 11' 3" x 10' 5"

Bedroom 2

3.23m x 2.84m 10' 7" x 9' 4"

Bedroom 3

2.23m x 3.25m 7' 4" x 10' 8"

Bedroom 4

2.41m x 2.52m 7' 11" x 8' 2"

[→ Discover more about this home](#)

[→ View our current availability](#)

Δ Storage only required where space standards are a requirement - can be replaced with fitted wardrobes *Plot specific windows. The floor plans depict a typical layout of this house type. For exact plot specification, details of external and internal finishes, dimensions and floor plan differences consult your sales executive. All dimensions are + or - 50mm and floor plans are not shown to scale. The kitchen layout and furniture positions are for indicative purposes only. The computer generated image is for illustrative purposes only and it is from an imaginary viewpoint within an open space area. Its purpose is to give a feel for the development, not an accurate description of each property. The illustration shows a typical Taylor Wimpey home of this type, but there are, however, variances from site to site. External materials, finishes, landscaping and the position of garages (where provided) may vary throughout the development. Properties may also be built handed (mirror image). Images may include optional upgrades at an additional cost. Please ask for further details. 81955_TWM / April 2024.



The Trusdale

4 BEDROOM HOME, TOTAL 1,243 sq ft

*



GROUND FLOOR

Lounge

3.46m x 6.09m 11' 4" x 20' 0"

Kitchen/Dining max.

3.58m x 6.09m 11' 9" x 20' 0"



FIRST FLOOR

Bedroom 1

3.52m x 3.03m 11' 7" x 12' 4"

Bedroom 2 max.

3.64m x 2.95m 11' 11" x 9' 8"

Bedroom 3

2.51m x 3.05m 8' 3" x 10' 0"

Bedroom 4 max.

3.54m x 2.25m 11' 7" x 7' 5"



[Discover more about this home](#)



[View our current availability](#)

* Optional external door. Δ Storage only required where space standards are a requirement – can be replaced with fitted wardrobes *Plot specific windows. The floor plans depict a typical layout of this house type. For exact plot specification, details of external and internal finishes, dimensions and floor plan differences consult your sales executive. All dimensions are + or - 50mm and floor plans are not shown to scale. The kitchen layout and furniture positions are for indicative purposes only. The computer generated image is for illustrative purposes only and it is from an imaginary viewpoint within an open space area. Its purpose is to give a feel for the development, not an accurate description of each property. The illustration shows a typical Taylor Wimpey home of this type, but there are, however, variances from site to site. External materials, finishes, landscaping and the position of garages (where provided) may vary throughout the development. Properties may also be built handed (mirror image). Images may include optional upgrades at an additional cost. Please ask for further details. 81955_TWM/ April 2024.



The Dunham

4 BEDROOM HOME, TOTAL 1,385 sq ft



GROUND FLOOR

Lounge max.

4.06m × 4.22m 13' 4" × 14' 1"

Kitchen/Dining max.

6.51m × 3.85m 21' 4" × 12' 8"



FIRST FLOOR

Bedroom 1

3.37m × 4.24m 13' 4" × 13' 11"

Bedroom 2

4.11m × 2.83m 13' 6" × 9' 4"

Bedroom 3

3.44m × 3.28m 11' 3" × 10' 9"

Bedroom 4

2.65m × 2.83m 8' 9" × 9' 4"

[→ View development](#)

[→ View our current availability](#)

* 6m × 3m internal garage. ** Optional personnel door. Δ Storage only required where space standards are a requirement – can be replaced with fitted wardrobes. *Plot specific windows. The floor plans depict a typical layout of this house type. For exact plot specification, details of external and internal finishes, dimensions and floor plan differences consult your sales executive. All dimensions are + or - 50mm and floor plans are not shown to scale. The kitchen layout and furniture positions are for indicative purposes only. The computer generated image is for illustrative purposes only and it is from an imaginary viewpoint within an open space area. Its purpose is to give a feel for the development, not an accurate description of each property. The illustration shows a typical Taylor Wimpey home of this type, but there are, however, variances from site to site. External materials, finishes, landscaping and the position of garages (where provided) may vary throughout the development. Properties may also be built handed (mirror image). Images may include optional upgrades at an additional cost. Please ask for further details. 81955_TWM/ April 2024.



The Manford

4 BEDROOM HOME, TOTAL 1,385 sq ft



GROUND FLOOR

Lounge

3.88m x 4.74m 12' 9" x 15' 7"

Kitchen/Dining

8.11m x 2.88m 26' 7" x 9' 6"

Study

2.10m x 2.65m 6' 11" x 8' 7"



FIRST FLOOR

Bedroom 1 max.

3.88m x 3.03m 12' 2" x 12' 9"

Bedroom 2 max.

3.09m x 3.33m 10' 2" x 13' 2"

Bedroom 3 max.

3.03m x 3.66m 10' 0" x 12' 0"

Bedroom 4 max.

2.75m x 3.28m 9' 0" x 13' 0"

[→ Discover more about this home](#)

[→ View our current availability](#)

* Alternative WC arrangement for M4(2) compliance available. Δ Storage only required where space standards are a requirement - can be replaced with fitted wardrobes. *Plot specific windows. The floor plans depict a typical layout of this house type. For exact plot specification, details of external and internal finishes, dimensions and floor plan differences consult your sales executive. All dimensions are + or - 50mm and floor plans are not shown to scale. The kitchen layout and furniture positions are for indicative purposes only. The computer generated image is for illustrative purposes only and it is from an imaginary viewpoint within an open space area. Its purpose is to give a feel for the development, not an accurate description of each property. The illustration shows a typical Taylor Wimpey home of this type, but there are, however, variances from site to site. External materials, finishes, landscaping and the position of garages (where provided) may vary throughout the development. Properties may also be built handed (mirror image). Images may include optional upgrades at an additional cost. Please ask for further details. 81955_TWM/ April 2024.

Ways to buy

Everyone knows buying a new home is an exciting time. But it can be a stressful one too, which is why our sales executives and customer relations managers are there to help every step of the way, from your initial enquiry right through to opening the front door of your new home for the first time.



First time buyer?

[→ Here's how we can help](#)

Existing home owner?

[→ Here's how we can help](#)



Take your next step



Find your dream home on our website.



Book an appointment to view our show homes.



Take a virtual tour of our homes from the comfort of your sofa.



Have your questions answered by calling our sales executives on **02477 712 145.**



Find out how we can get you moving with our buying schemes.



Book an appointment



How to buy a home



CHERRYWOOD GARDENS Holbrook Lane, Coventry, West Midlands, CV6 4QY

CONTACT US ON 02477 712 145

Taylor Wimpey

Taylor Wimpey in their efforts to improve designs reserve the right to alter site plans, floor plans, elevations and specifications without notice. All lifestyle and location imagery used within this brochure is indicative only. Taylor Wimpey houses are sold freehold and apartments are sold leasehold. Please see the development page on our website for further details. For terms and conditions on our schemes and incentives including Help to Buy, Part Exchange and easymover, go to www.taylorwimpey.co.uk/terms. Information is correct at the time of going to print. Please speak to your sales executive for further details.