








Key to plan

- LAP Local area of play
- LEAP Local equipped area of play
- p/s Pump station
- s/s Electricity sub-station
- v Visitor parking
- bcp Bin collection point


4 Bedroom Homes

-  **The Philosopher**
Plots 1, 32, 36, 37, 62, 65, 66, 69, 70, 72, 88, 89, 104, 130, 149 & 151
-  **The Bowyer**
Plots 4, 11, 14, 40, 50, 60, 100 & 147
-  **The Cutler**
Plots 33, 34 & 35
-  **The Scrivener**
Plots 3, 10, 15, 31, 51, 58, 61, 67, 90, 91, 98, 99, 103, 105, 145, 146 & 150

3 Bedroom Homes

-  **The Mason**
Plots 2, 39, 54, 55, 63, 64, 71, 84, 85, 86, 87, 92, 93, 96, 97, 101, 102, 106, 107, 117, 131, 134 & 148
-  **The Chandler**
Plots 5, 6, 7, 8, 9, 16, 17, 18, 28, 29, 30, 38, 48, 49, 52, 53, 56, 57, 115, 116, 132 & 133
-  **The Thespian**
Plots 47, 59, 68, 73, 83, 94, 95, 108, 118, 135 & 136

2 Bedroom Homes

-  **The Cooper**
Plots 109, 110, 111, 112, 113 & 114

1-4 Bedroom Homes

-  Affordable Homes

2-3 Bedroom Homes

-  Shared Ownership Homes

The site plan is drawn to show the relative position of individual properties. NOT TO SCALE. This is a two dimensional drawing and will not show land contours and gradients, boundary treatments, landscaping or local authority street lighting. Footpaths subject to change. For details of individual properties and availability please refer to our Sales Advisor.