

**Welcome to
your new home in
Newcastle-under-
Lyme**



**2, 3 & 4
bedroom homes**



**Semi detached
& detached**



Freehold

Introducing...

Ashway Park

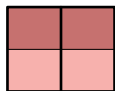
Ashway Park is Seddon Homes' exciting development of 2, 3 & 4 bedroom new homes in the market town of Newcastle-under-Lyme, Staffordshire. Situated in the suburb of Bradwell, local residents will have easy access to an abundance of amenities, neighbouring towns and villages, plus transport links. Meaning your new life at Ashway Park will be super convenient.

Every home on this development will be built to Seddon Homes' renowned build quality and offer spacious rooms, well thought out living areas and high specification fixtures and fittings included as standard.

Seddon Homes.co.uk

Arrangement of the homes

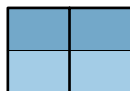
2, 3 & 4 bedroom homes



The Adel

2 bedroom semi detached house with parking spaces


Plots 58, 59, 69 & 70



The Astbury

3 bedroom semi detached house with parking spaces

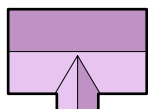
Plots 14, 15, 46, 63, 66, 73, 83 & 84



The Bowland

3 bedroom semi detached house with parking spaces

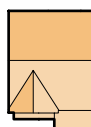
Plots 16, 17, 23, 24, 47 & 48



The Wynbury

3 bedroom detached house with parking spaces

Plots 45, 64, 65 & 72



The Denholme

3 bedroom detached house with integral single garage
(side bay to some plots)

Plots 3, 4, 25, 26, 35, 37, 42, 44, 49, 54, 55, 57, 62, 67, 68, 75 & 85



The Rishton

3 bedroom semi detached house with parking spaces

Plots 78, 79, 80 & 81



The Brearley

4 bedroom detached house with integral single garage

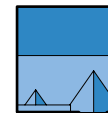
Plots 2, 5, 10, 38, 39, 43, 50, 52, 53, 60, 61 & 82



The Reedley

4 bedroom detached house with integral single garage

Plots 6, 9, 18, 36, 51, 56, 71 & 74

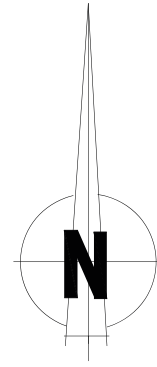


The Marsden

4 bedroom detached house with detached double garage

Plot 1

Ashway Park,
Off Talke Road,
Bradwell,
Newcastle-under-Lyme,
ST5 8FB



The Brearley
& The Denholme
Show Homes



N.B. Plots 7, 8, 11-13, 19-22, 27-34, 40, 41, 76 & 77 are Affordable properties.

Artists' impressions are drawn from an imaginary viewpoint within an open space and are intended to give an impression of the house design. Photographs are from Seddon Homes developments across the North West and are intended to show typical street scenes. Neither the artists' impressions nor the photographs are intended to give an accurate description of any specific property offered for sale, its setting or its surroundings. These do not show final details of gradients of land, boundary treatments, local authority street lighting or landscaping. We aim to build according to the layout, but occasionally we do decide to change house types, boundaries, landscaping and the positions of roads, footpaths, street lighting and other features as the development proceeds. The dimensions shown of the floor plans are approximate: each home is built individually and so the precise measurements may vary from that shown although every endeavour is made to make the dimensions as accurate as possible. We give maximum dimensions that include fitted wardrobes, sloping ceilings, bay windows and any other features. **Due to global supply chain issues, it may be necessary to substitute appliances with an alternative brand or model number.**

The Adel

2 bedroom semi detached house with parking spaces



Seddon Homes.co.uk

Ground floor



Lounge/Dining Area	14'11" x 13'5"
Kitchen	7'3" x 10'2"
WC	3'2" x 5'11"

First floor



Master Bedroom	11'3" x 12'5"
En Suite	5'11" x 5'11"
Bedroom 2	7'8" x 11'2"
Bathroom	6'11" x 6'6"

Artists' impressions are drawn from an imaginary viewpoint within an open space and are intended to give an impression of the house design. Photographs are from Seddon Homes developments across the North West and are intended to show typical street scenes. Neither the artists' impressions nor the photographs are intended to give an accurate description of any specific property offered for sale, its setting or its surroundings. These do not show final details of gradients of land, boundary treatments, local authority street lighting or landscaping. We aim to build according to the layout, but occasionally we do have to change house designs, boundaries, landscaping and the positions of roads, footpaths, street lighting and other features as the development proceeds. Floor plans: The dimensions shown are approximate. Each home is built individually and so the precise measurements may vary from that shown, although every endeavour is made to make the dimensions as accurate as possible. We give maximum dimensions that include fitted wardrobes, sloping ceilings, bay windows, and any other features. All layouts, including kitchens, are for illustrative purposes only and may differ by development. Please speak to your Sales Advisor for more information.

The Astbury


3 bedroom semi detached house with parking spaces



Seddon Homes.co.uk

Ground floor

First floor



Kitchen/Dining/Lounge	15'8" x 17'8"
Snug	8'1" x 9'11"
WC	3'2" x 6'4"

Master Bedroom	8'6" x 10'11"
En Suite	7'9" x 6'5"
Bedroom 2	8'6" x 9'11"
Bedroom 3	6'11" x 10'1"
Bathroom	6'11" x 6'6"

Artists' impressions are drawn from an imaginary viewpoint within an open space and are intended to give an impression of the house design. Photographs are from Seddon Homes developments across the North West and are intended to show typical street scenes. Neither the artists' impressions nor the photographs are intended to give an accurate description of any specific property offered for sale, its setting or its surroundings. These do not show final details of gradients of land, boundary treatments, local authority street lighting or landscaping. We aim to build according to the layout, but occasionally we do have to change house designs, boundaries, landscaping and the positions of roads, footpaths, street lighting and other features as the development proceeds. Floor plans: The dimensions shown are approximate. Each home is built individually and so the precise measurements may vary from that shown, although every endeavour is made to make the dimensions as accurate as possible. We give maximum dimensions that include fitted wardrobes, sloping ceilings, bay windows, and any other features. All layouts, including kitchens, are for illustrative purposes only and may differ by development. Please speak to your Sales Advisor for more information.

The Bowland

3 bedroom semi detached house with parking spaces



Seddon Homes.co.uk

Ground floor



Lounge	14'4" x 13'9"
Kitchen/Dining	13'5" x 10'11"
Utility	4'1" x 5'7"
WC	4'1" x 4'3"

First floor



Master Bedroom	10'9" x 9'8"
En Suite	7'8" x 4'7"
Bedroom 2	10'9" x 10'1"
Bedroom 3	6'11" x 7'4"
Bathroom	6'11" x 6'6"

Artists' impressions are drawn from an imaginary viewpoint within an open space and are intended to give an impression of the house design. Photographs are from Seddon Homes developments across the North West and are intended to show typical street scenes. Neither the artists' impressions nor the photographs are intended to give an accurate description of any specific property offered for sale, its setting or its surroundings. These do not show final details of gradients of land, boundary treatments, local authority street lighting or landscaping. We aim to build according to the layout, but occasionally we do have to change house designs, boundaries, landscaping and the positions of roads, footpaths, street lighting and other features as the development proceeds. Floor plans: The dimensions shown are approximate. Each home is built individually and so the precise measurements may vary from that shown, although every endeavour is made to make the dimensions as accurate as possible. We give maximum dimensions that include fitted wardrobes, sloping ceilings, bay windows, and any other features. All layouts, including kitchens, are for illustrative purposes only and may differ by development. Please speak to your Sales Advisor for more information.

The Rishton

3 bedroom semi detached house with parking spaces



Seddon Homes.co.uk

Ground floor



Lounge	14'4" x 12'3"
Kitchen/Family Area	10'0" x 14'2"
WC	6'3" x 3'6"

First floor



Bedroom 2	14'4" x 9'8"
Bedroom 3	14'4" x 11'7"
Bathroom	5'2" x 9'5"

Second floor



Master Bedroom	10'11" x 12'5" MAX
En Suite	4'6" x 9'10"
Dressing Room	6'6" x 8'7"

Artists' impressions are drawn from an imaginary viewpoint within an open space and are intended to give an impression of the house design. Photographs are from Seddon Homes developments across the North West and are intended to show typical street scenes. Neither the artists' impressions nor the photographs are intended to give an accurate description of any specific property offered for sale, its setting or its surroundings. These do not show final details of gradients of land, boundary treatments, local authority street lighting or landscaping. We aim to build according to the layout, but occasionally we do have to change house designs, boundaries, landscaping and the positions of roads, footpaths, street lighting and other features as the development proceeds. Floor plans: The dimensions shown are approximate. Each home is built individually and so the precise measurements may vary from that shown, although every endeavour is made to make the dimensions as accurate as possible. We give maximum dimensions that include fitted wardrobes, sloping ceilings, bay windows, and any other features. All layouts, including kitchens, are for illustrative purposes only and may differ by development. Please speak to your Sales Advisor for more information.

The Wynbury

3 bedroom semi detached house with parking spaces



Seddon Homes.co.uk

Ground floor



Lounge	9'10" x 15'9"
Kitchen/Dining	9'10" x 15'9"
WC	3'6" x 5'2"

First floor



Master Bedroom	10'0" x 10'10"
En Suite	10'0" x 4'7"
Bedroom 2	10'0" x 8'6"
Bedroom 3	10'0" x 6'11"
Bathroom	7'3" x 6'6"

Artists' impressions are drawn from an imaginary viewpoint within an open space and are intended to give an impression of the house design. Photographs are from Seddon Homes developments across the North West and are intended to show typical street scenes. Neither the artists' impressions nor the photographs are intended to give an accurate description of any specific property offered for sale, its setting or its surroundings. These do not show final details of gradients of land, boundary treatments, local authority street lighting or landscaping. We aim to build according to the layout, but occasionally we do have to change house designs, boundaries, landscaping and the positions of roads, footpaths, street lighting and other features as the development proceeds. Floor plans: The dimensions shown are approximate. Each home is built individually and so the precise measurements may vary from that shown, although every endeavour is made to make the dimensions as accurate as possible. We give maximum dimensions that include fitted wardrobes, sloping ceilings, bay windows, and any other features. All layouts, including kitchens, are for illustrative purposes only and may differ by development. Please speak to your Sales Advisor for more information.

The Denholme

3 bedroom detached house with integral single garage (side bay to some plots)



Seddon Homes.co.uk

Ground floor



Lounge	8'1" x 12'3"
Kitchen/Dining/Family Area	20'6" x 12'1"
WC	5'3" x 3'10"
Garage	7'11" x 15'10"

First floor



Master Bedroom	12'1" x 11'2"
En Suite	8'7" x 4'7"
Bedroom 2	12'2" x 10'9"
Bedroom 3	8'0" x 12'3"
Bathroom	8'2" x 7'2"

Artists' impressions are drawn from an imaginary viewpoint within an open space and are intended to give an impression of the house design. Photographs are from Seddon Homes developments across the North West and are intended to show typical street scenes. Neither the artists' impressions nor the photographs are intended to give an accurate description of any specific property offered for sale, its setting or its surroundings. These do not show final details of gradients of land, boundary treatments, local authority street lighting or landscaping. We aim to build according to the layout, but occasionally we do have to change house designs, boundaries, landscaping and the positions of roads, footpaths, street lighting and other features as the development proceeds. Floor plans: The dimensions shown are approximate. Each home is built individually and so the precise measurements may vary from that shown, although every endeavour is made to make the dimensions as accurate as possible. We give maximum dimensions that include fitted wardrobes, sloping ceilings, bay windows, and any other features. All layouts, including kitchens, are for illustrative purposes only and may differ by development. Please speak to your Sales Advisor for more information.

The Brearley

4 bedroom detached house with integral single garage



Seddon Homes.co.uk

Ground floor



Lounge	10'11" x 16'8"
Kitchen/Dining	21'7" x 11'2"
Utility	4'7" x 5'10"
WC	4'7" x 5'1"
Garage	7'10" x 17'4"

First floor



Master Bedroom	10'9" x 14'4"
En Suite 1	6'3" x 5'10"
Bedroom 2	11'5" x 10'11"
En Suite 2	8'0" x 4'10"
Bedroom 3	11'4" x 9'9"
Study	7'6" x 11'6"
Bathroom	6'11" x 8'0"

Artists' impressions are drawn from an imaginary viewpoint within an open space and are intended to give an impression of the house design. Photographs are from Seddon Homes developments across the North West and are intended to show typical street scenes. Neither the artists' impressions nor the photographs are intended to give an accurate description of any specific property offered for sale, its setting or its surroundings. These do not show final details of gradients of land, boundary treatments, local authority street lighting or landscaping. We aim to build according to the layout, but occasionally we do have to change house designs, boundaries, landscaping and the positions of roads, footpaths, street lighting and other features as the development proceeds. Floor plans: The dimensions shown are approximate. Each home is built individually and so the precise measurements may vary from that shown, although every endeavour is made to make the dimensions as accurate as possible. We give maximum dimensions that include fitted wardrobes, sloping ceilings, bay windows, and any other features. All layouts, including kitchens, are for illustrative purposes only and may differ by development. Please speak to your Sales Advisor for more information.

The Reedley

4 bedroom detached house with integral single garage



Seddon Homes.co.uk

Ground floor



Lounge	10'0" x 16'11" (into bay)
Kitchen/Dining	21'5" x 9'3"
Family Area	6'0" x 9'3"
WC	3'5" x 5'7"
Garage	9'2" x 17'4"

First floor



Master Bedroom	9'6" x 13'8"
En Suite	4'9" x 8'4"
Bedroom 2	9'4" x 13'8"
Bedroom 3	10'10" x 9'0"
Bedroom 4	9'4" x 9'0"
Bathroom	7'0" x 5'9"

Artists' impressions are drawn from an imaginary viewpoint within an open space and are intended to give an impression of the house design. Photographs are from Seddon Homes developments across the North West and are intended to show typical street scenes. Neither the artists' impressions nor the photographs are intended to give an accurate description of any specific property offered for sale, its setting or its surroundings. These do not show final details of gradients of land, boundary treatments, local authority street lighting or landscaping. We aim to build according to the layout, but occasionally we do have to change house designs, boundaries, landscaping and the positions of roads, footpaths, street lighting and other features as the development proceeds. Floor plans: The dimensions shown are approximate. Each home is built individually and so the precise measurements may vary from that shown, although every endeavour is made to make the dimensions as accurate as possible. We give maximum dimensions that include fitted wardrobes, sloping ceilings, bay windows, and any other features. All layouts, including kitchens, are for illustrative purposes only and may differ by development. Please speak to your Sales Advisor for more information.

The Marsden

4 bedroom detached house with detached double garage



Seddon Homes.co.uk

Ground floor



Lounge	11'0" x 18'3" (into bay)
Kitchen/Family Area	26'6" x 11'1"
Study	8'0" x 6'4"
Utility	8'0" x 6'2"
WC	8'0" x 3'5"

First floor



Master Bedroom	11'1" x 18'0" (into bay)
En Suite 1	6'3" x 5'10"
Bedroom 2	11'5" x 11'2"
En Suite 2	8'2" x 4'7"
Bedroom 3	11'4" x 9'9"
Bedroom 4	7'6" x 11'6"
Bathroom	6'11" x 8'0"

Artists' impressions are drawn from an imaginary viewpoint within an open space and are intended to give an impression of the house design. Photographs are from Seddon Homes developments across the North West and are intended to show typical street scenes. Neither the artists' impressions nor the photographs are intended to give an accurate description of any specific property offered for sale, its setting or its surroundings. These do not show final details of gradients of land, boundary treatments, local authority street lighting or landscaping. We aim to build according to the layout, but occasionally we do have to change house designs, boundaries, landscaping and the positions of roads, footpaths, street lighting and other features as the development proceeds. Floor plans: The dimensions shown are approximate. Each home is built individually and so the precise measurements may vary from that shown, although every endeavour is made to make the dimensions as accurate as possible. We give maximum dimensions that include fitted wardrobes, sloping ceilings, bay windows, and any other features. All layouts, including kitchens, are for illustrative purposes only and may differ by development. Please speak to your Sales Advisor for more information.

Finishing Touches

All house types will enjoy the following as standard:-

Construction All the homes will be traditionally built using brick and block construction with a concrete tile roof. Foundations are to be traditional strip. First floors will receive moisture resistant boarding.

Comfort and Security Gas fired, thermostatically controlled central heating with energy efficient combi-boilers to all homes. Glass fibre roof insulation. Highly insulated walls. Locking uPVC windows with energy saving glazing. Multi point lock to front and rear doors. Gas point and fused spur to receive buyers own fire if need be to 4 bedroom homes. Fuse spur only to all other types.

Finishing Touches Contemporary skirting board and architrave. White ladder-style internal doors with chrome lever furniture. Chrome sockets and switch plates to kitchen, bathroom and en suite/s.

Paintwork Front, rear, personnel and garage doors finished in accordance with architect's specification. White satin finish to all internal timbers including stair spindles. White handrail. Plastered walls and ceilings will receive white matt emulsion.

Bathrooms, En Suites and Cloakrooms Stylish white sanitary ware from Ideal Standard mostly incorporated within a tiled boxed unit with laminate over shelf to selected rooms. Glazed shower cubicles with thermostatic mains showers with waterfall shower head where applicable (except second en suite which will be electric). Mixers to all baths. Chromium plated ceramic disk taps. Half height European wall tiling around bath and full height to shower cubicles with splash back elsewhere to tiler's discretion. Chrome LED downlights and heated towel rail to all en suites & bathrooms.

Electrical TV points to lounge and master bedroom. BT socket outlets to lounge and master bedroom. Shaver points to bathroom and en suite. USB charging sockets to kitchen & master bedroom. Loft light point switched to landing. All internal light points low energy. LED dual porch light. Chrome effect door bell and chimes. Super fast broadband capability (subject to arranging your own rental agreement with BT).

External Black uPVC fascia, ventilated soffit and rainwater goods. Turfed front & rotivated rear garden finished with topsoil. Where there is an existing tree within the plot boundary we would typically not turf under the circumference of the canopy. Tarmacadam driveway. Timber close boarded fencing to rear & gate. Feature Artstone cills to front elevation windows. Light and power point to garage. Estate landscaping in accordance with architect's approved layout. Please note some properties may have the addition of a bat or bird box fitted to rear elevation.

Warranty All homes carry the NHBC 10-year warranty (from date of CML sign off).

Tenure Freehold. Maintenance fee is estimated £165 per annum.

General Seddon Homes operates under the Consumer Code for Home Builders guidance. A copy of the Code is available from any member of our team and will be given to all buyers at point of reservation or can be downloaded from our website www.seddonhomes.co.uk/consumercode.

DRAFT

Kitchen Finishing Touches	Adel	Astbury	Bowland	Rishton	Wynbury	Denholme	Brearley	Reedley	Marsden
4 ring gas hob	✓	✓		✓					
5 ring gas hob					✓	✓	✓	✓	✓
Single electric oven	✓	✓	✓	✓					
Double electric oven					✓	✓	✓	✓	✓
60cm stainless steel chimney cooker hood	✓	✓	✓	✓					
90cm stainless steel chimney cooker hood					✓	✓	✓	✓	✓
Freestanding 50/50 fridge freezer	✓	✓	✓	✓	✓	✓	✓	✓	✓
Franke stainless steel sink	✓	✓	✓	✓	✓	✓	✓	✓	✓
Rigid built cabinetry – 6 collections available *	✓	✓	✓	✓	✓	✓	✓	✓	✓
Hard wearing high quality laminate worktops	✓	✓	✓	✓	✓	✓	✓	✓	✓
Under cupboard LED lights									
Soft close doors & drawers	✓	✓	✓	✓	✓	✓	✓	✓	✓
Chrome LED downlights to kitchen area only	✓	✓	✓	✓	✓	✓	✓	✓	✓

*Subject to build stage

This specification is for general guidance only and purchasers are requested to satisfy themselves fully of the specification applicable to the home of their choice before reservation. Seddon Homes pursues a policy of continuous improvement so whilst every effort has been made to ensure this information is correct, it is intended only as a guide and the company reserves the right to alter the specification as necessary and without prior notice. This does not form any part of a contract or sale. Please note that plots may be subject to amended specifications under new regulations. Due to ongoing supply chain issues, it may be necessary to substitute the specification with an alternative brand or model number. Please speak to your Sales Advisor for more information.

Ashway Park

If fuss-free living is your idea of a perfect life, then look no further than Bradwell in Newcastle-under-Lyme. With all the amenities you will ever need being within a short walking and driving distance from our new homes, plus fantastic transport links, Ashway Park is ideal for just about everyone, from first-time buyers to professionals, and families to down-sizers.

There are several highly rated schools – at primary, secondary and college level - in and around Bradwell, many of which are rated 'good' or 'outstanding' by Ofsted. So, if you – or if you are planning to – have a family, you can be assured that your child or children will have a prosperous education ahead of them. At degree level, the Keele and Staffordshire University are both just under 5 miles away!

Marketing Suite open
Thursday to Monday

10am - 5pm

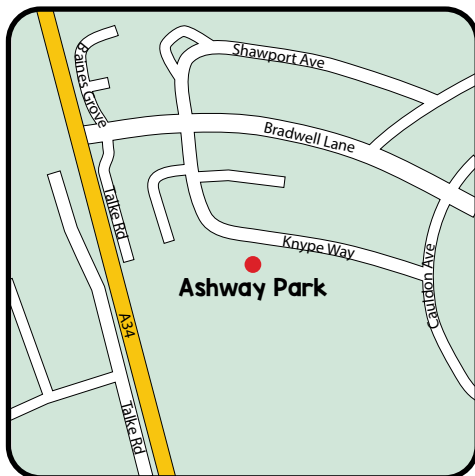
07729 092 188

ashwaypark@seddonhomes.co.uk



Find us

Ashway Park, Off Talke Road, Bradwell,
Newcastle-under-Lyme, ST5 8FB



CONSUMER
CODE FOR
HOME BUILDERS

www.consumercode.co.uk

Seddon Homes Limited

Birchwood One Business Park,
Dewhurst Road, Birchwood
Warrington, WA3 7GB



Seddon Homes.co.uk