


2 Bedroom Homes


 **The Cooper**
Plots 134, 135, 137, 138, 159, 160, 166, 181 & 182

 **The Saddler**
Plot 136

3 Bedroom Homes

 **The Harper**
Plots 139, 169, 170, 192, 203 & 206

 **The Blemmere**
Plots 140, 191, 202 & 207

 **The Thespian**
Plots 141, 153, 154, 163, 165, 171, 180, 183, 193, 196, 197, 209 & 213

 **The Lacemaker**
Plots 143, 144, 167 & 168

 **The Mason**
Plots 145, 152, 161, 162, 164, 194, 195, 198, 199, 210 & 214

 **The Chandler**
Plots 184 & 185

 **The Webster**
Plots 204, 205, 211 & 212

4 Bedroom Homes

 **The Scrivener**
Plots 142, 155 & 157








 **The Reedmaker**
Plots 156, 200, 201 & 208

 **The Pargeter**
Plot 158





1-4 Bedroom Homes

 **Affordable Homes**

Key to plan

- v Visitor parking
- s/s Sub station
- LAP Local Area for Play
-  Electric charge point (Active)
-  Internal Electric charge point (Active)
-  Shed
-  Retaining wall, heights may vary
-  Post and rail fencing
-  Street lighting
-  Street bollard

Material Finishes

-  (R) - Render Version
-  (CC) - Cladding (Grey)
-  (CW) - Cladding (White)
-  (PC) - Cladding (Pearl Grey)

The site plan is drawn to show the relative position of individual properties. NOT TO SCALE. This is a two dimensional drawing and will not show land contours and gradients, boundary treatments, landscaping or local authority street lighting. Footpaths subject to change. For details of individual properties and availability please refer to our Sales Advisor.

