

ANWYL
thoughtful homes




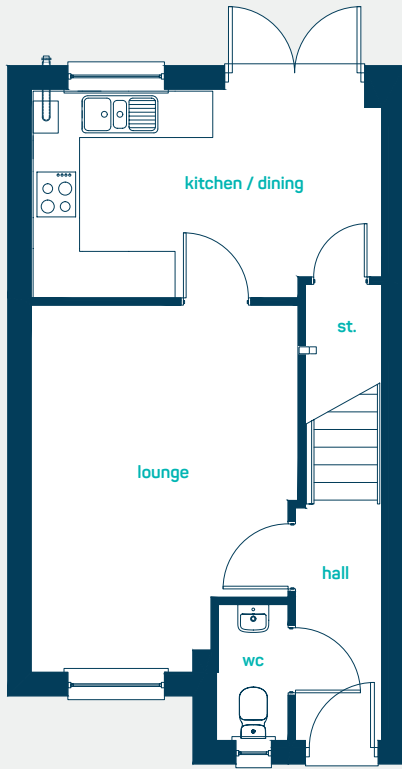
the burton

2 bed semi-detached

This *exquisite* two bedroom home is crafted with space in mind. Key features include an airy open-plan kitchen dining area, and en-suites off both double bedrooms.

www.anwylhomes.co.uk



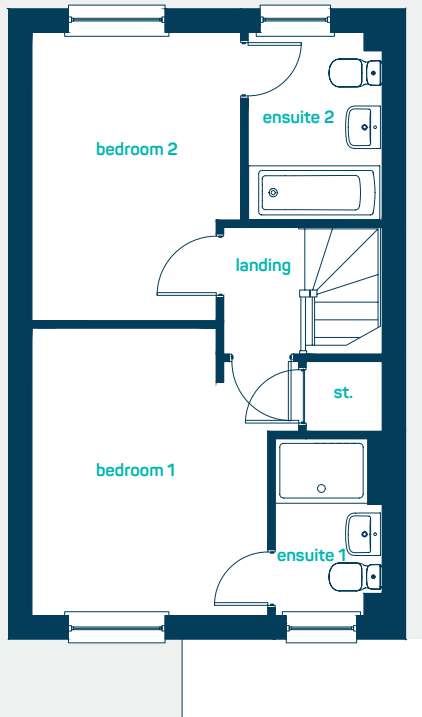


 *stylish*
starter home

ground floor

kitchen/dining 14'8" x 8'9"
living room 15'6" x 11'3"
cloaks 5'8" x 2'11"

kitchen/dining 4.48m x 2.67m
living room 4.72m x 3.42m
cloaks 1.73m x 0.90m



first floor

bedroom 1 12'1" x 9'11"
en-suite 1 7'5" x 4'6"
bedroom 2 12'2" x 8'9"
en-suite 2 7'11" x 5'7"

bedroom 1 3.69m x 3.02m
en-suite 1 2.26m x 1.36m
bedroom 2 3.70m x 2.67m
en-suite 2 2.40m x 1.71m



the burton
2 bed semi-detached

ANWYL
thoughtful homes

 NEW
HOMES
QUALITY
CODE

 NEW HOMES
OMBUDSMAN
SERVICE

www.anwylhomes.co.uk

Anwyl Homes is a Registered Developer with the NHQB. This is a computer-generated image of the burton, elevation treatment may vary. Room sizes are approximate, dimensions are taken from the longest room point (please consult homes advisor for measurement points). Plots may be handed and any garages may be single or double. Kitchen and bathroom layouts are indicative. These plans are correct at the time of going to press, but may be subject to change during construction. Please ensure that you check for specific plot details. 21/06/23. Burton - Parc Bodafon.

everything considered.