

New Bridge St West  
Newcastle upon Tyne  
NE1 8AL

WELCOME TO

# Portland House

**WIZU**

Feel good, work better.




Join our thriving Newcastle  
community in a modern workspace,  
located in the heart of the city.




Serviced  
Offices



Co-working  
Space



Meeting  
Rooms



Virtual  
Offices

# Contents

Introduction

Our building

6 at-a-glance benefits

What's included?

Meeting rooms

Brands

Our network

Why Wizu?

Contact





## Introduction.

**PORTLAND HOUSE IS A NEWLY REFURBISHED GRADE A OFFICE EXTENDING TO OVER 20,000 SQ FT OF FLEXIBLE WORKSPACE.**

The inspiring workspaces, set over five floors, are designed with quality, productivity, sustainability and wellbeing at their core.

The building will contain innovative communal space in a Grade II listed building, extensive end of journey facilities and a wrap around terrace looking over the city centre.

The building is centrally located opposite the Laing Art Gallery and a two minute walk to Northumberland Street. Monument and Manors Metro Stations are within a five minute walk.

# Our building.

Portland House is designed to deliver space that allows occupiers to feel uplifted and energised in a workplace that fosters collaboration, creativity and innovation.



# 6 at-a-glance benefits.

Here's six reasons why  
Wizu is right for you.

1

## FLEX TO THE MAX

Reduce your footprint and cost

2

## COMMUNITY

Be part of an uplifting and  
inspiring community

3

## MULTIPLE LOCATIONS

Get access to your building AND  
discount on meeting rooms and  
co-working at all of our locations

4

## TRUE TO YOUR BRAND

Customise your office space  
as you wish

5

## WORK-READY

Move in and focus on  
what you do best

6

## ROOM FOR GROWTH

Explore new markets with  
minimal exposure

# What's included?

Everything! All in one simple monthly fee.

- YOUR OFFICE
- THE BUILDING & AMENITIES

 <p>Modern office furniture</p>	 <p>High-speed WiFi</p>	 <p>Climate control</p>	 <p>Dedicated reception team</p>	 <p>Discounted meeting rooms &amp; event spaces</p>	 <p>Access to Wizu Network</p>
 <p>24/7 access</p>	 <p>Speciality hot drinks/coffee</p>	 <p>Cleaning</p>	 <p>Regular member events</p>	 <p>Electric bike &amp; car charging</p>	 <p>Bike storage &amp; repair station</p>
 <p>Business rates &amp; service charge</p>	 <p>Cat 6 cabling &amp; LED lighting</p>	 <p>Flexibility to expand</p>	 <p>Secure basement car parking</p>	 <p>63 lockers</p>	 <p>14 showers</p>

## Meeting rooms.

Make our stunning rooms your first port of call when you want your meeting to run without a hitch.

And with our team's support and extras to hand, you can be sure it will go like a dream.

### Tyne Suite

#### Seats up to 6

- Cosy, comfortable meeting space ideal for 1-2-1s.
- Private and quiet with a sleek design.

### St. James Suite

*Bright and airy design – an ideal space to encourage creative thinking!*

#### Seats up to 12

- Bespoke designed, modern boardroom with privacy and sound proofing.
- Premium AV tech set-up with video-conferencing and digital whiteboard.







## Location.

### **NEWCASTLE IS THE REGIONAL CAPITAL OF THE NORTH EAST.**

Newcastle benefits from superb transport infrastructure by road with excellent access via the A1 north to Edinburgh and south to Leeds.

Newcastle International Airport is located to the north west of the city with daily flights to Stanstead, Heathrow and Gatwick and over 85 other worldwide destinations.


Newcastle Central Station is located on the East Coast Mainline, and travel times by rail include:

- **Edinburgh: 1hr 35m**
- ▲ **Manchester: 2h 10m**
- ▶ **Leeds: 1h 20m**
- ◀ **London Kings Cross: 2h 45m**

# The brands making Wizu their home.

jipolbi

Disney



KPMG

nationwide

Teach First

GSK

aws

BerkeleyScott

Cognizant

uktv

Nando's

# Join Wizu Workspace and access a network of vibrant spaces.



## Leeming Building

Ludgate Hill, Leeds  
LS2 7HZ



## One Park Court

Park Cross Street  
Leeds, LS1 2QH



## Number 32

32 Park Cross Street  
Leeds, LS1 2QH



## Park Place

46 Park Place, Leeds  
LS1 2RY



## Richmond House

Lawnswood Business  
Park, Leeds, LS16 6QY



## Portland House

New Bridge St West,  
Newcastle, NE1 8AL



## Eyre Street

32 Eyre St, Sheffield  
S1 4QZ



## West Regent St

2 West Regent Street,  
Glasgow, G2 1RW



## Royal House

110 Station Parade,  
Harrogate, HG1 1EP



## Beck Mill

Reva Syke Road,  
Bradford, BD14 6QY



PORTLAND  
HOUSE  
PORTLAND  
PORTLANDHOUSE

# Why Wizu?

Our entrepreneurial founders, who created Wizu in 2016, believe everyone should have an inspiring workspace.

As hands-on owners, they understand what businesses want and how to make it happen to deliver the best possible experience.

With expertise in managing flexible, award-winning workspace, they make Wizu the perfect partner for any organisation – big or small.

## Feel good, work better

Are you looking for a workplace with a 'family feel'? You've found it! We're not distant, faceless landlords. Our founders love to stay in touch with clients, while our friendly local teams have the power to solve and get to know your business.



## Tailor-made, not off-the-peg

You're not the same as the business next door. So, why settle for carbon-copy workspace? We're a wiz at moving walls and prepping your space to match your personality and make you feel at home.

## Inspiring, not soul-destroying

Grey workspace just won't do if you want to inspire creativity, boost productivity and foster collaboration. Our beautiful, comfortable space fits every change of pace – from connecting over a coffee to interacting in a hub or doing focused work.







# Join the community!

Joining Wizu is seamless. Get in touch to discuss how we can transform our offices into a space designed around your business.

**laura.williamson**  
**@wizuworkspace.com**

**0113 468 9300**



-  [wizuworkspace](#)
-  [wizuworkspace](#)
-  [wizu-workspace](#)
-  [wizuworkspace](#)

**WIZU**  
Feel good, work better.

