

12,000 sq ft
Now Available

piazza

AT DALTON PARK

A prime restaurant/
leisure opportunity

The piazza is the next exciting business opportunity at Dalton Park

With the opening of Morrisons comes a fantastic chance for Leisure and F&B operators to secure prominent units in a key position at the scheme. Adjacent to a main entrance, adjoining the cinema and other dining offers and just 25 metres from the supermarket, this area is set to propel the continuing evolution of Dalton Park



adidas
outlet

COSTA
COFFEE

RADLEY
LONDON

KFC

Lindt

Levi's

McDonald's

★cineworld



THE COSMETICS
COMPANY STORE

FATFACE
UNITED KINGDOM

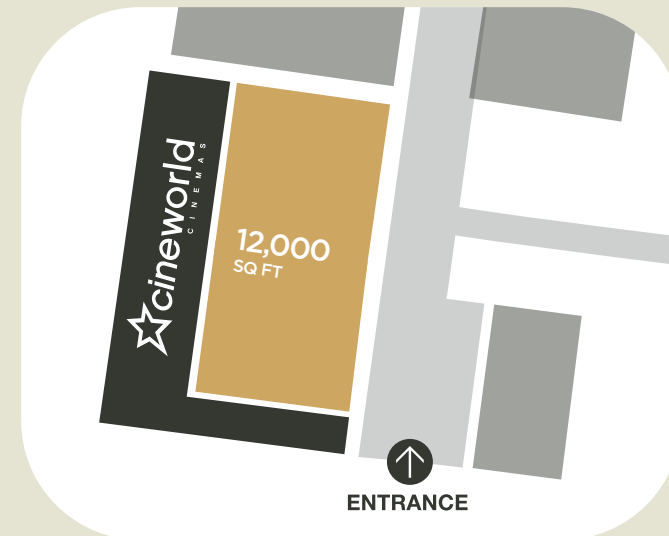
M&S
OUTLET

OPTION A



12,000 sq ft

1115 SQM



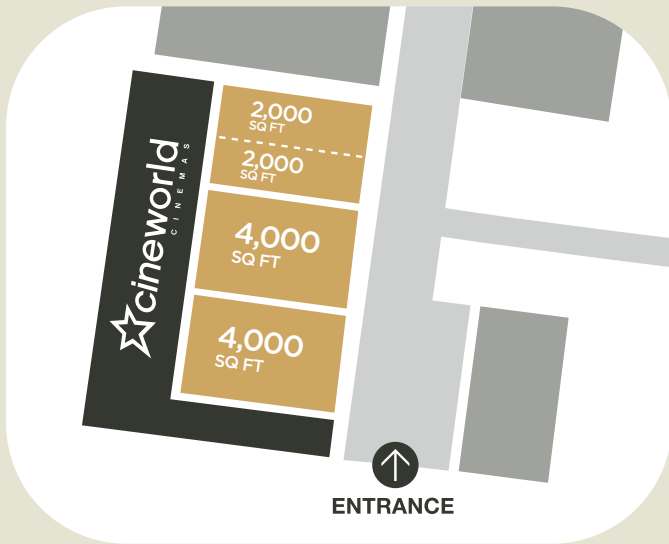
IDEAL FOR:

- LARGE LEISURE
- GYM OPERATORS



up to 3 x
4,000 sq ft
 374.39 SQM

OF WHICH ONE CAN
 BE SPLIT AGAIN INTO
2 x 2,000 sq ft
 185.89 SQM



IDEAL FOR:

- 1 X LARGE LEISURE
 E.G. BOWLING
- 2 X F&B OPERATORS

OPTION B



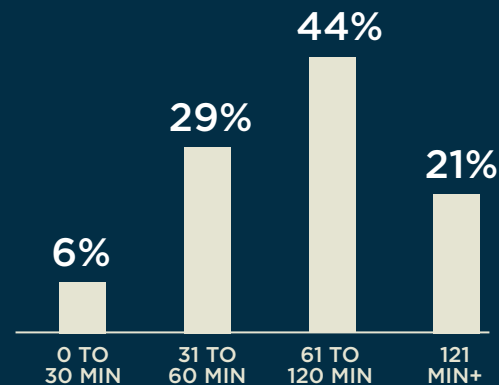
Key Statistics

KEY CONSUMER STATS

CATCHMENT POPULATION	1.4M
TOTAL RETAIL SPEND	£6.6BN
TOTAL CATERING SPEND	£870.1M
CENTRE AVERAGE SPEND	£72 PER VISIT
VISITOR CONVERSION RATE	91%
TOTAL CUSTOMER WORTH	£720 P.A.

*ALL FIGURES PROVIDED BY CACI RESEARCH
SEPTEMBER 2018

DWELL TIMES



63

retail
units

11

cafés,
restaurants
and bars

300,000

sq ft

3.5m

visitors per
annum

1,650

parking
spaces

7

screen
cinema

47%

of footfall visit at
least once a month

30%

of visitors eat
while visiting

27%

growth F&B
turnover in 2019

£870m

catchment
F&B spend

SOURCE: CACI 2019



Drivetime Populations

- 1.2M** 30 MINUTE PRIMARY CATCHMENT
- 2.3M** 45 MINUTE PRIMARY CATCHMENT
- 2.6M** 60 MINUTE PRIMARY CATCHMENT



6 5
**next
OUTLET**
1-4

110
McDonald's

112
cineworld
C I N E M A S
piazza
AT DALTON PARK

**ACTIVE
DISCUSSIONS
PLEASE ENQUIRE
NOW**

111
KFC



ENTRANCE



SW sw.co.uk
0191 261 2681

Mark Convery
SENIOR SURVEYOR
COMMERCIAL AGENCY
07525 872 141
Mark.Convery@sw.co.uk

Realm
leasing@realm.ltd.uk
01625 581 581

REALM LTD, BRIDGFORD HOUSE,
1 HEYES LANE, ALDERLEY EDGE
CHESHIRE SK9 7JP TEL: 01625 581 580
WWW.REALM.LTD.UK

**OPENS
NOVEMBER
2020**



**A prime
restaurant/leisure
opportunity**