



**Valley Drive, Loose, Maidstone, ME15 9TN**  
**Offers In The Region Of £550,000**





\*\*\*NO FORWARD CHAIN\*\*\*THREE BEDROOM EXTENDED CHALET BUNAGLOW IN A SOUGHT AFTER CUL DE SAC IN IMMACULATE ORDER.

This beautifully extended three bedroom chalet-style bungalow offers exceptionally well-presented accommodation throughout, ideal for those seeking a spacious and stylish home in a desirable village setting. The property features a welcoming porch leading into a generous entrance hall, two generous ground floor double bedrooms, and a light-filled lounge to the front. To the rear, a stunning open-plan kitchen/dining room flows seamlessly into a conservatory, creating a superb space for both everyday living and entertaining. A family bathroom with separate bath and shower facilities completes the ground floor accommodation. Upstairs, there is an impressive guest bedroom suite including a walk-through wardrobe and a modern en-suite shower room.

Outside, the property enjoys a block-paved driveway to the front, which continues along the side of the bungalow behind gates, offering additional parking or storage options. The rear garden is a particular feature, beautifully landscaped with a patio, well cared for lawns, and a garden shed. The property backs onto the Loose Conservation Area, offering a peaceful and scenic backdrop.

Located in the highly sought-after village of Loose, the property is perfectly placed for enjoying a blend of village charm and convenience. A local bus stop is just a short walk away, with regular services into Maidstone town centre. On the doorstep, the Loose Valley Conservation Area provides stunning countryside walks, while everyday amenities including a Sainsbury's Local and Post Office are also within walking distance. This home offers the best of both worlds – modern comfort in a picturesque and well-connected setting.



## GROUND FLOOR

Entrance Hall 8'10" x 6'4" (2.70m x 1.95m)

Living Room 21'5" x 16'0" (6.55m x 4.89m)

Kitchen/Dining Room 35'5" x 10'9" (10.80m x 3.30m)

Conservatory 9'3" x 9'2" (2.83m x 2.80m)

Bedroom 1 15'3" x 12'4" (4.65m x 3.77m)

Bedroom 2 12'4" x 9'3" (3.77m x 2.82m)

Family Bathroom

## FIRST FLOOR

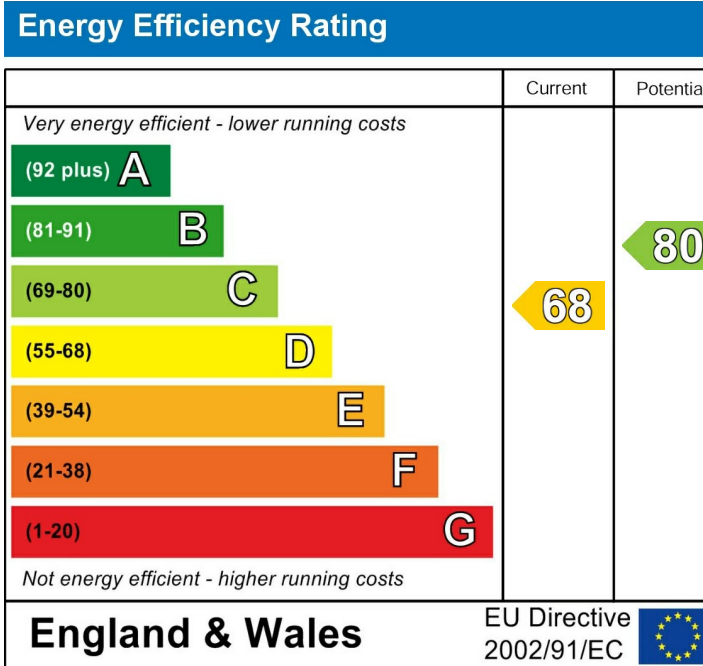
Bedroom 3 13'10" x 11'5" (4.22m x 3.49m)

Shower Room

## EXTERNALLY

Store 9'4" x 8'11" (2.87m x 2.72m)

Storage 8'11" x 7'4" (2.72m x 2.24m)



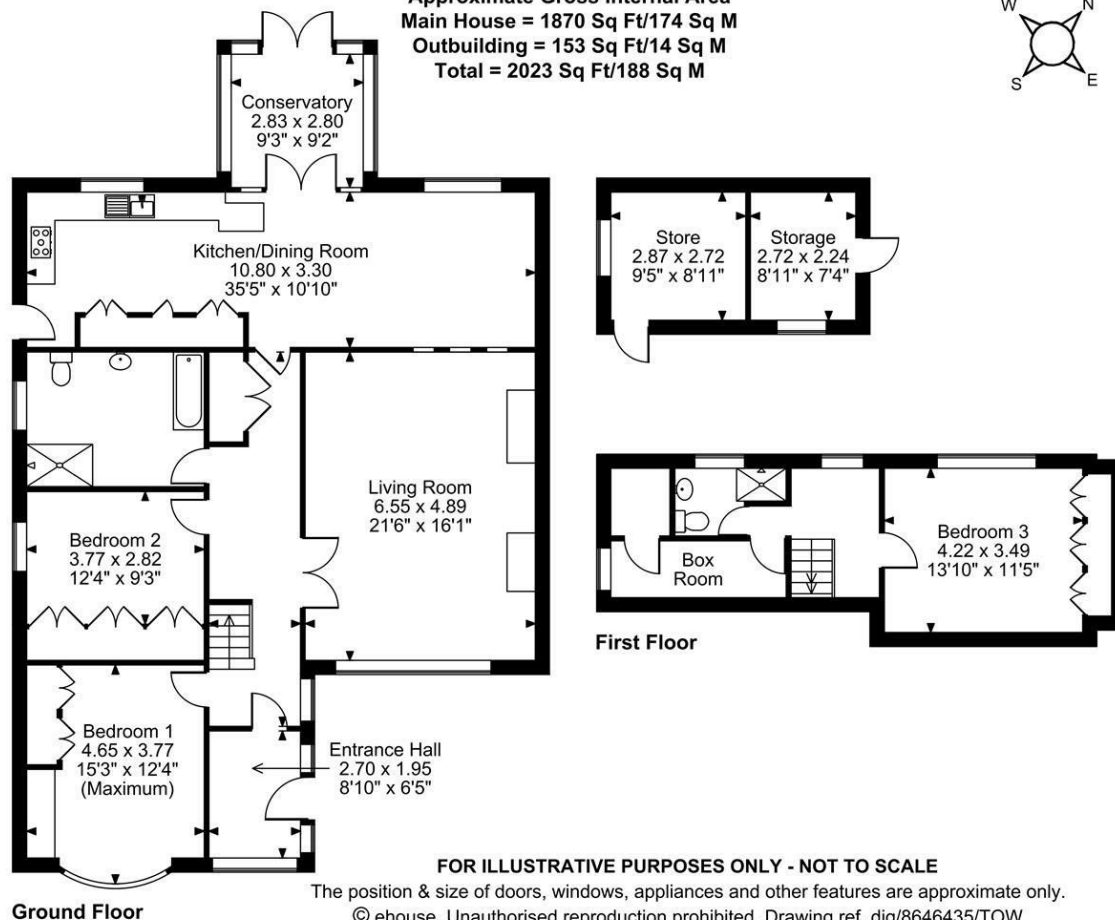
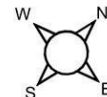
Valley Drive, Loose, Maidstone, Kent

Approximate Gross Internal Area

Main House = 1870 Sq Ft/174 Sq M

Outbuilding = 153 Sq Ft/14 Sq M

Total = 2023 Sq Ft/188 Sq M



FOR ILLUSTRATIVE PURPOSES ONLY - NOT TO SCALE

The position & size of doors, windows, appliances and other features are approximate only.

© ehouse. Unauthorised reproduction prohibited. Drawing ref. dig/8646435/TOW

