



Linton Road, Loose, Maidstone, Kent, ME15 0AS
Price £375,000

RARELY AVAILABLE TWO BEDROOM DETACHED HOME IN IMMACULATE ORDER IN THE SOUGHT AFTER VILLAGE OF LOOSE

Nestled in the sought-after village of Loose, this charming two-bedroom detached home offers a fantastic opportunity for those seeking a peaceful yet well-connected location. Boasting open-plan living, a detached garage, and ample off-road parking, this property is perfect for a range of buyers.

Upon entering, you are welcomed by a bright and spacious entrance hall leading into an open-plan living area. The modern kitchen features fitted units, while the lounge/dining room seamlessly opens onto a neatly enclosed rear garden, providing an ideal space for relaxation and entertaining.

Upstairs, there are two well-proportioned double bedrooms and a family bathroom, offering comfortable living arrangements.

Externally, the property benefits from a large driveway with space for several vehicles, a detached garage, and a useful shed for additional storage.

Situated in the highly desirable Loose village, the property is conveniently located close to Loose Primary School, making it an excellent choice for families. The area is well known for its picturesque countryside, scenic walking routes, and vibrant community atmosphere. For commuters, Marden Station is just a 10-minute drive away, offering frequent mainline services to London in under an hour.

Early viewing is highly recommended to fully appreciate all this home has to offer.



GROUND FLOOR

Kitchen 9'1" x 6'11" (2.78m x 2.13m)

Lounge/Dining Room 21'6" x 12'8" (6.56m x 3.87m)

FIRST FLOOR

Bedroom 1 12'8" x 12'6" (3.87m x 3.82m)

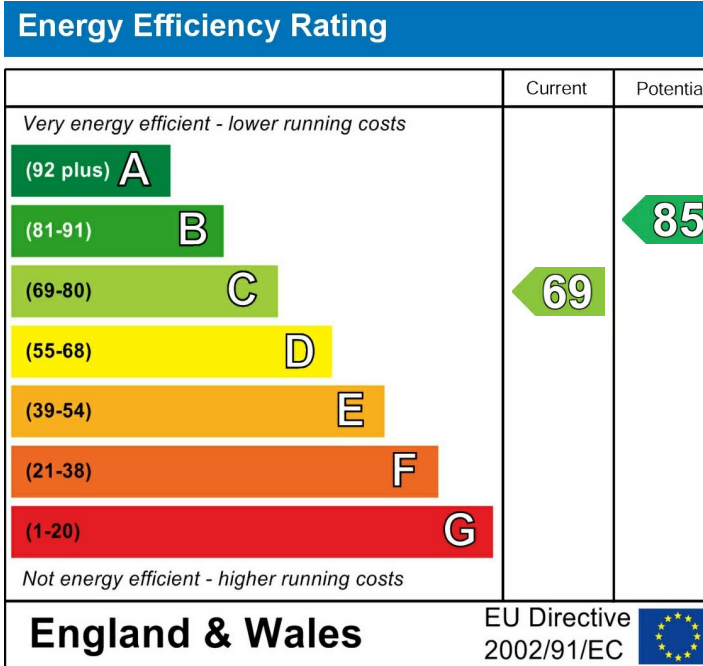
Bedroom 2 12'8" x 10'2" (3.87m x 3.10m)

Bathroom

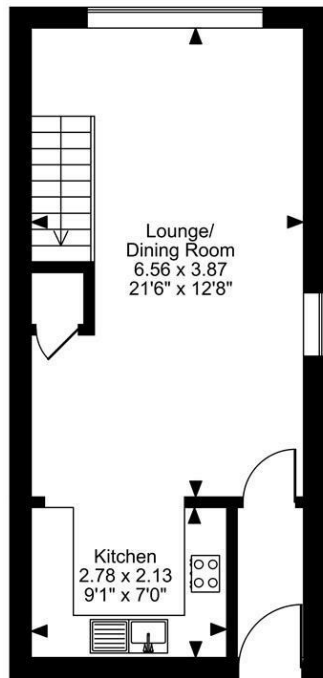
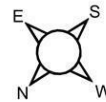
EXTERNALLY

Garage 16'3" x 9'0" (4.96m x 2.76m)

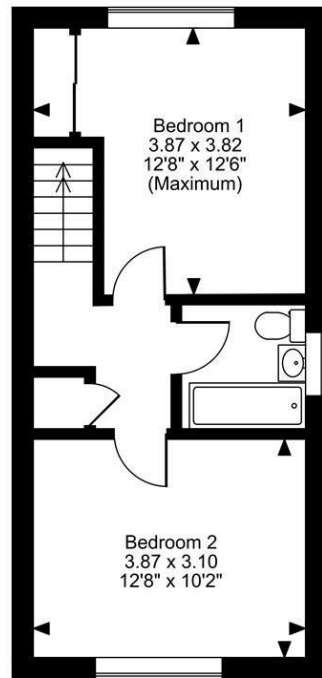
Shed 6'6" x 4'7" (2.00m x 1.40m)



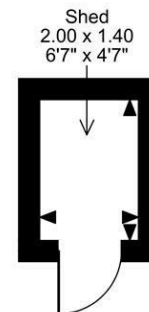
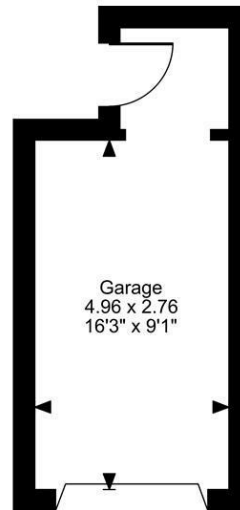
Linton Road, Loose, Maidstone, Kent
Approximate Gross Internal Area
934 Sq Ft/87 Sq M



Ground Floor



First Floor



FOR ILLUSTRATIVE PURPOSES ONLY - NOT TO SCALE

The position & size of doors, windows, appliances and other features are approximate only.
© ehouse. Unauthorised reproduction prohibited. Drawing ref. dig/8640841/TOW

