



52 Valley Drive, Loose, Maidstone, Kent, ME15 9TL
Price £625,000



A 3/4 BEDROOM FAMILY HOME SITUATED IN A PRIME LOCATION WITH STUNNING GARDENS WITHIN WALKING DISTANCE OF THE POPULAR LOOSE PRIMARY SCHOOL AND BACKING ONTO THE LOOSE VALLEY CONSERVATION AREA

This excellent family home has been thoughtfully updated and improved to offer spacious and adaptable accommodation throughout and sitting in a generous 1/3 acre plot

On offer is an entrance hall, dining room, spacious lounge, kitchen, 3 double bedrooms, family room/bedroom 4 and 2 bathrooms

Outside there is a driveway providing off road parking for several cars plus a detached garage and carport. There is a stunning rear garden with green house and sheds plus an abundance of mature shrubs and plants. The garden backs onto the stunning Loose Valley Conservation area.

Within walking distance of the property is the extremely sought after Primary School with an 'outstanding' Ofsted report. There is also a post office and a parade of shops including a Sainsburys Local all within less than a mile

Viewing of this superb family home is highly recommended so call Page and Wells on 01622 746273 and get booked into view. Council Tax Band: F



Entrance Hall

Lounge 17'5" x 12'11" (5.33m x 3.95m)

Kitchen 12'7" x 11'0" (3.84m x 3.37m)

Dining Room 17'5" x 14'6" (5.33m x 4.42m)

Bedroom 1 14'11" x 10'11" (4.56m x 3.35m)

Bedroom 2 12'7" x 11'10" (3.86m x 3.63m)

Bedroom 3 11'6" x 9'10" (3.52m x 3.01m)

Family Room 14'11" x 11'9" (4.56m x 3.60m)

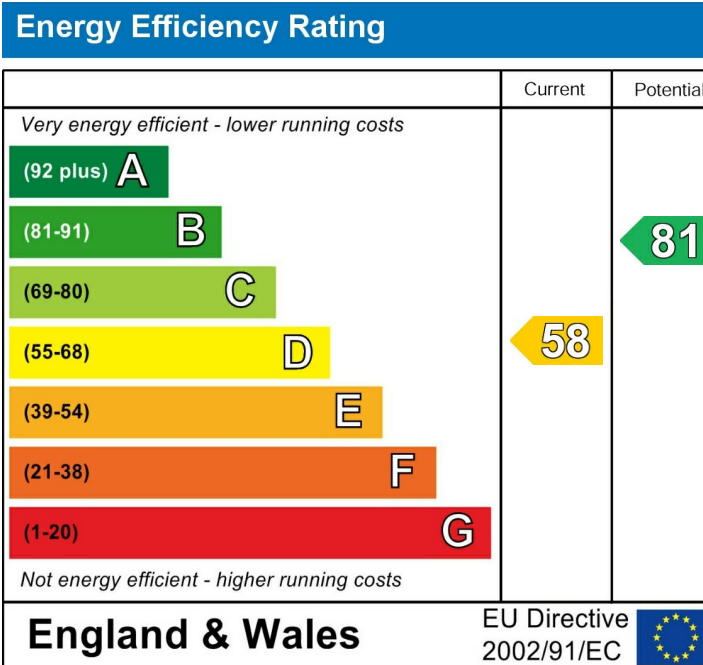
Bathroom

Bathroom

Garage 16'11" x 8'8" (5.16m x 2.66m)

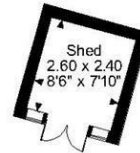
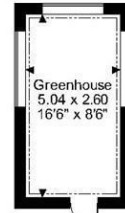
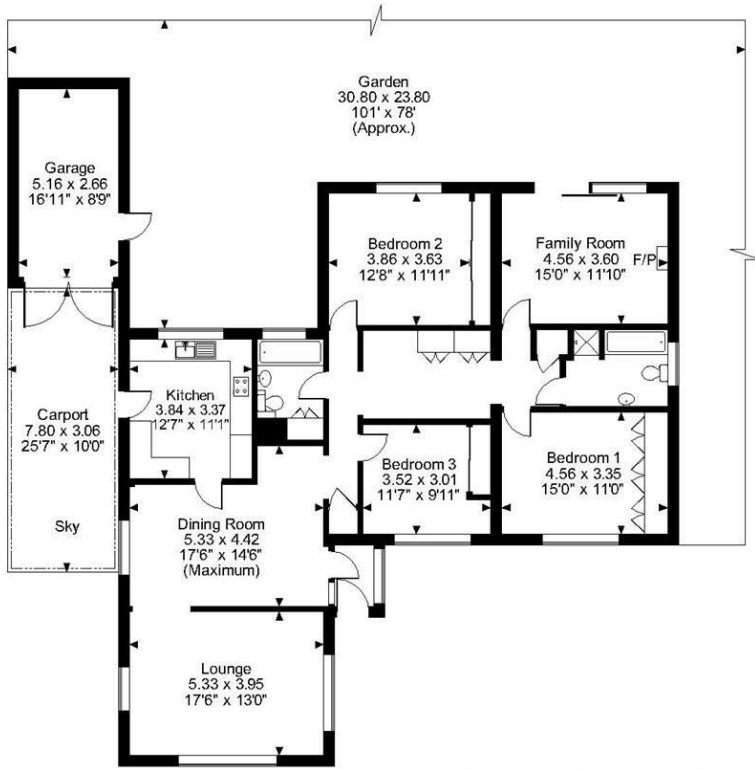
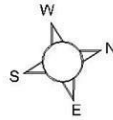
Greenhouse 16'6" x 8'6" (5.04m x 2.60m)

Shed 8'6" x 7'10" (2.60m x 2.40m)



Page & Wells limited for themselves and for the vendors of this property whose agents they are give notice that: 1. These particulars do not constitute any part of, an offer or a contract. 2. All statements contained in these particulars as to this property are made without responsibility on the part of Page & Wells Limited or the Vendor. 3. None of the statements contained in these particulars as to the property is to be relied on as statements or representations of fact. 4. Any intending purchaser must satisfy himself by inspection or otherwise as to the correctness of each of the statements contained in these particulars. 5. The vendor does not make or give, and neither Page & Wells Limited nor any person in their employment has any authority to make or give any representation whatsoever in relation to this property. These particulars are supplied on the understanding that all negotiations are carried out throughout Page & Wells Limited. Properties with a reference prefixes EAA are those which Page & Wells Limited disclose an interest in accordance with the provisions of the Estates Agents Act 1979

Valley Drive, Maidstone, Kent
 Approximate Gross Internal Area
 Main House = 1635 Sq Ft/152 Sq M
 Garage/Carport = 419 Sq Ft/39 Sq M
 Greenhouse/Shed = 208 Sq Ft/19 Sq M
 Total = 2262 Sq Ft/210 Sq M



Ground Floor

FOR ILLUSTRATIVE PURPOSES ONLY - NOT TO SCALE

The position & size of doors, windows, appliances and other features are approximate only.
 © ehouse. Unauthorised reproduction prohibited. Drawing ref. dig/8494233/SS

