



## 6 Stonecliffe Place, Leeds, LS12 5BQ

### Offers In The Region Of £140,000

Viewing is highly advised for this THREE BEDROOM TOWN HOUSE which would be an ideal purchase for a variety of buyers including LANDLORDS & FTB's (possible rental income circa £850.00 pcm). The property would benefit from MODERNISATION & UPDATING and would make a great home for a family. Situated in a popular residential area this property is within walking distance of local amenities, well regarded schools and bus routes to surrounding areas.

Briefly throughout and to the ground floor the property comprises of a HALLWAY with stairs rising to the first floor, a LIVING ROOM with ample space for a range of sitting room furniture, a DINING ROOM and a KITCHEN with an external door giving access to the rear garden.

To the first floor there are THREE DOUBLE BEDROOMS, a BATHROOM with a shower above the bath, a SEPARATE WC.

Externally the property has GARDENS TO THE FRONT & REAR. The front garden is laid to lawn whilst the rear is mainly paved and would provide a useful entertainment space.

The property benefits from having GAS CENTRAL HEATING and DOUBLE GLAZING.



## GROUND FLOOR:

### Hallway:

Access via front entrance door, stairs rising to first floor, central heating radiator

### Living Room:



Double glazed window, television point, ample space for living room furniture

### Dining Room:



Double glazed window, central heating radiator, ample space for dining room furniture

### Kitchen:



Double glazed window, part glazed rear door opening onto the rear garden, central heating radiator, wall and base units, sink and drainer, plumbing for automatic washer, large storage cupboard, space for fridge freezer

## FIRST FLOOR:

### Landing:

Access to first floor accommodation, large storage cupboard

### Bedroom One:



Double glazed window, central heating radiator, good sized double bedroom

### Bedroom Two:



Double glazed window, central heating radiator

### Bedroom Three:



Double glazed window, central heating radiator, built in storage cupboard

### Bathroom:




Double glazed window, central heating radiator, panelled bath with electric shower above, wash basin

### Separate WC:



Double glazed window, low flush WC

## TO THE OUTSIDE:



### **Gardens:**



The rear garden is enclosed by fencing and has a paved patio. The front garden is is laid to lawn and enclosed by fencing

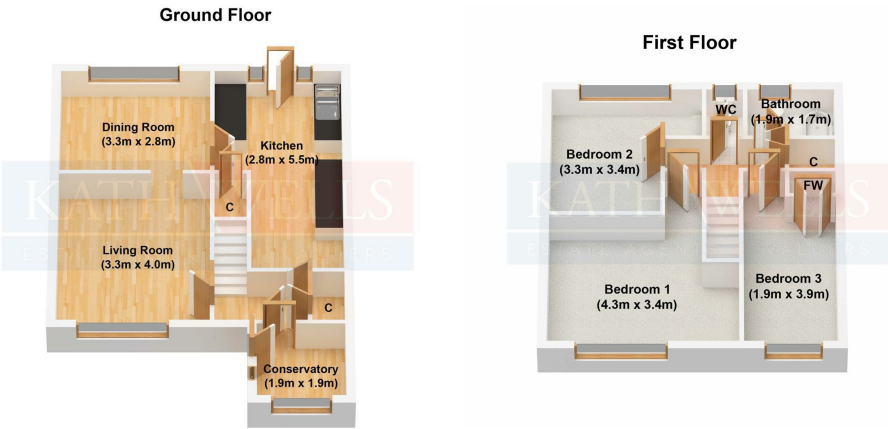
### **EPC Link:**

<https://find-energy-certificate.service.gov.uk/energy-certificate/5608-0275-0002-0221-7206>

### **Council Tax Band & EPC Rating:**

Council Tax Band: A / EPC Rating: D

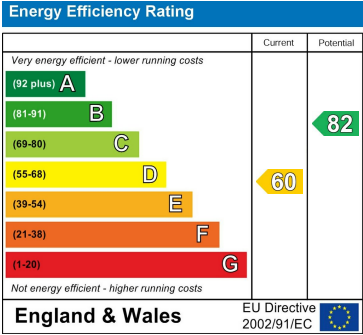
Floor Plan



Area Map



Energy Efficiency Graph



These particulars, whilst believed to be accurate are set out as a general outline only for guidance and do not constitute any part of an offer or contract. Intending purchasers should not rely on them as statements of representation of fact, but must satisfy themselves by inspection or otherwise as to their accuracy. No person in this firms employment has the authority to make or give any representation or warranty in respect of the property.