



Ridgeway Lane, Whitchurch

£180,000

- Energy Rating - C
- Two Bedrooms
- Kitchen And Bathroom
- No Onward Chain
- Ground Floor Flat
- 15 Ft Lounge Diner
- South Westerly Facing Rear Garden

Conveniently situated for local amenities such as schools, shops and bus routes is this two bedroom ground floor flat in Gilda Close.

The purpose built flat briefly comprises; fitted kitchen, bay fronted lounge, one double bedroom, a further single bedroom and a bathroom with shower over the bath. The property further benefits from private rear garden, Gas central Heating via combination boiler, Upvc double glazing and NO ONWARD CHAIN.

We are advised by the seller that the lease will be extended for the purchaser upon completion of the sale.

LOUNGE DINER 15'6" max x 10'7" max (4.72 max x 3.23 max)

KITCHEN 9'11" x 6'9" (3.02 x 2.06)

BEDROOM ONE 13'2" max x 10'7" max (4.01 max x 3.23 max)

BEDROOM TWO 9'11" x 7'5" (3.02 x 2.26)

BATHROOM 6'9" max x 5'0" max (2.06 max x 1.52 max)

Council Tax - Band A

Tenure Status - Leasehold

Ground Rent - £250 pa

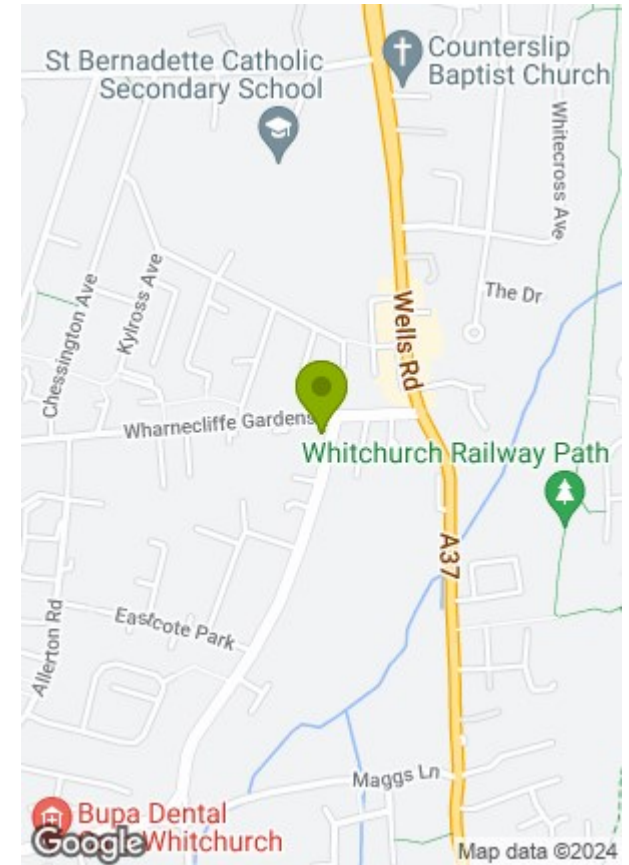
PLEASE NOTE: We are advised by the seller that the lease will be extended for the purchaser upon completion of the sale.



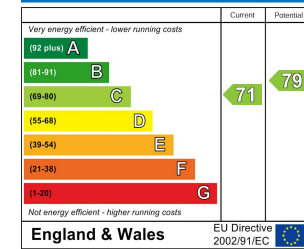




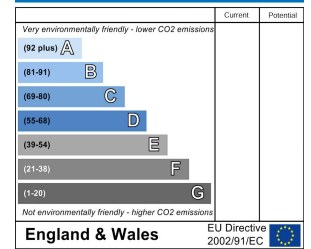
© Greenwood's Property Centre 2024



Energy Efficiency Rating



Environmental Impact (CO₂) Rating



These particulars, whilst believed to be accurate are set out as a general outline only for guidance and do not constitute any part of an offer or contract. Intending purchasers should not rely on them as statements of representation of fact, but must satisfy themselves by inspection or otherwise as to their accuracy. No person in this firm's employment has the authority to make or give any representation or warranty in respect of the property.