

Shaw & Co
ESTATE AGENTS

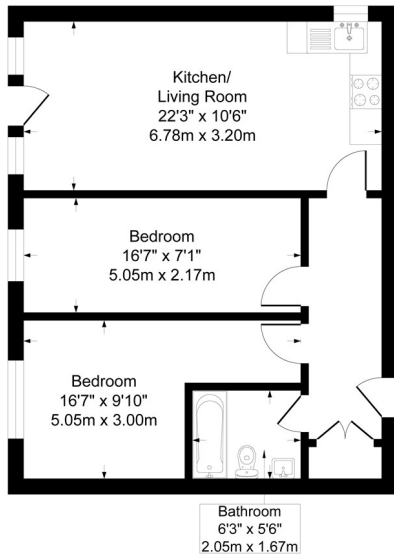
£320,000

Whitton Dene

Hounslow, TW3 2JN

Shaw & Co
ESTATE AGENTS

Approximate Gross Internal Area
633 sq ft - 59 sq m

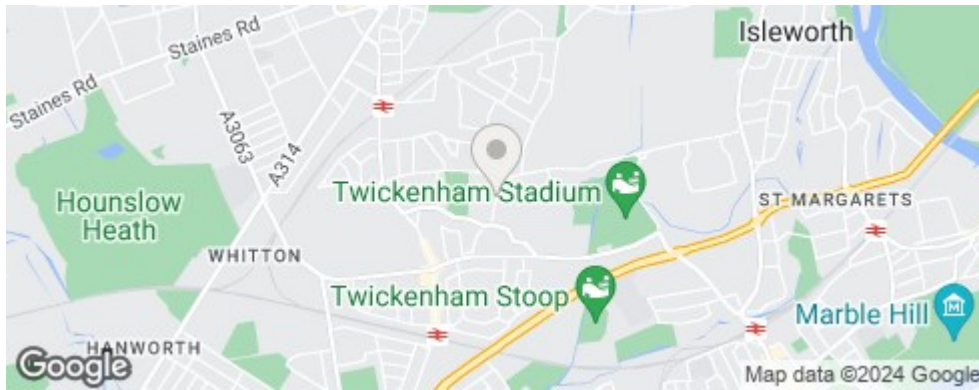



Although every attempt has been made to ensure accuracy, all measurements are approximate. This floorplan is for illustrative purposes only and not to scale. Measured in accordance with RICS Standards.

2 

1 

1 



Energy Efficiency Rating		
	Current	Potential
Very energy efficient - lower running costs		
(92 plus) A		
(81-91) B		
(69-80) C		
(55-68) D		
(39-54) E		
(21-38) F		
(1-20) G		
Not energy efficient - higher running costs		
England & Wales	EU Directive 2002/91/EC	

Agents Note: Whilst every care has been taken to prepare these particulars, they are for guidance purposes only. All measurements are approximate and are for general guidance purposes only and whilst every care has been taken to ensure their accuracy, they should not be relied upon and potential buyers/tenants are advised to recheck the measurements

Shaw & Co
ESTATE AGENTS

OFFICE ADDRESS
Whitton
Twickenham
TW2 7LT

OFFICE DETAILS
0208 894 3646
whitton@shawandcoestates.com