



CHATTERTON | REES



6 Sherwood Drive, Maidenhead, SL6 4NY
Guide price £1,750,000





6 Sherwood Drive

Maidenhead, SL6 4NY

- Four Bedrooms
- Three Receptions Rooms
- Outdoor Heated Pool
- Three Bathrooms
- Open Plan Kitchen/Diner
- Pool House/Office

Set in the prestigious Sandisplatt area of Maidenhead, this beautifully presented, modern detached family home located in a quiet cul-de-sac offers spacious and extremely well presented accommodation arranged over two floors.

This family homes includes a superb dual aspect living room with coal effect gas fire, open planned kitchen/dining/living room with views over the garden and a front aspect study/laundry room.

The first floor offers four double bedrooms including an impressive dual aspect principal suite with bathroom, rear facing guest room with ensuite shower room and three further bedrooms each with access to a refitted bathroom.

Outside you have a paved driveway providing parking for several vehicles, double garage with workshop which also provides potential for conversion.

The secluded rear garden is of generous proportions and mainly laid to lawn, within the gardens is an impressive heated swimming pool complex set behind retaining York Stone wall and surrounded by patio with a fully refurbished pool house/office. In addition there is a comprehensive woodland dell/open children's play area, situated to the rear of the swimming pool complex.

Approved Planning Permission for: Variation (under Section 73A) of Condition 5 to substitute those plans approved under 17/01665/FULL for a two storey and single storey extension to the front elevation and a further single storey extension to the rear with amended plans. 22/00074/VAR.

Guide price £1,750,000





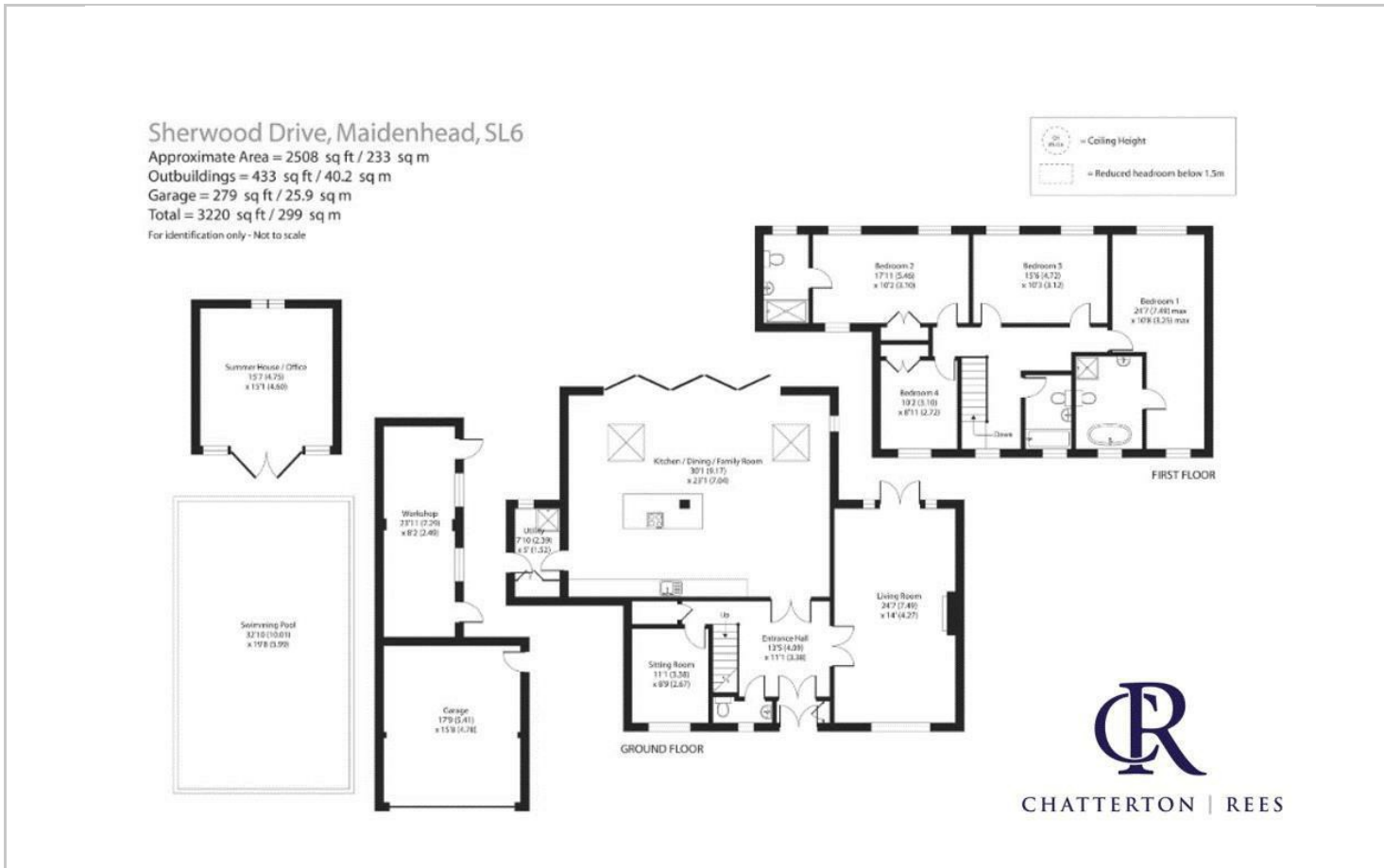
Directions

The property is located within one of Maidenhead's most prestigious residential areas, one and a half miles distant from the town centre. There are an abundance of recreational amenities within the area which include a golf course, a leisure centre with indoor pool, multiplex cinema together with an abundance of renowned restaurants and bars. The property also lies within one mile of National Trust woodland at Pinkneys Green. Maidenhead Train Station offers rail services across London via the Elizabeth line. The A404(M) is close at hand, providing direct access to the M40 and M4 connecting Maidenhead with London with the West Country.

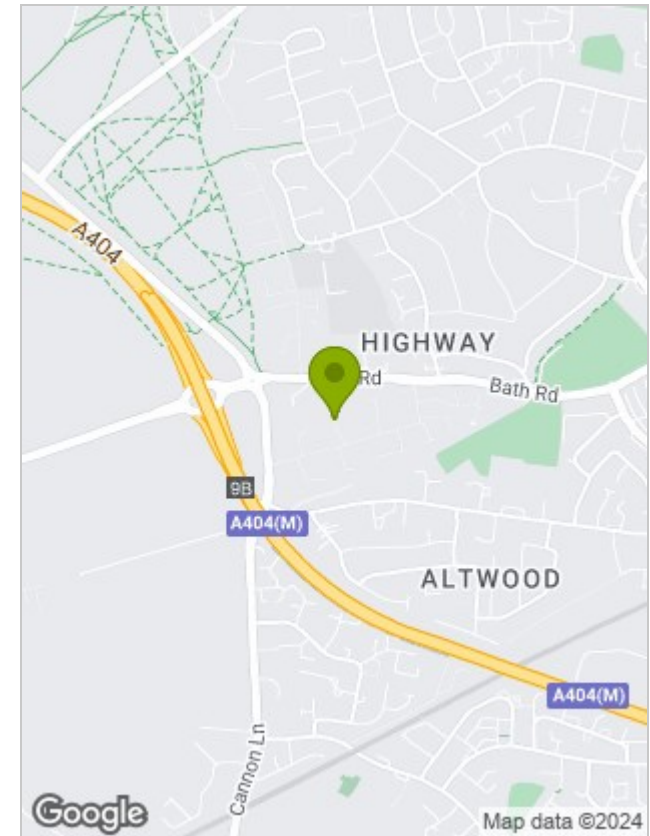




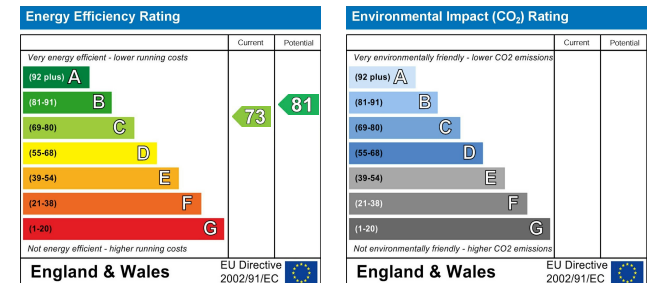
Floor Plans



Location Map



Energy Performance Graph



Viewing

Please contact our Sunningdale Country Homes Office on 020 3780 0580 if you wish to arrange a viewing appointment for this property or require further information.

The particulars are set out as a general outline only for the guidance of intended purchasers or lessees, and do not constitute, any part of a contract. Nothing in these particulars shall be deemed to be a statement that the property is in good structural condition or otherwise nor that any of the services, appliances, equipment or facilities are in good working order. Purchasers should satisfy themselves of this prior to purchasing.