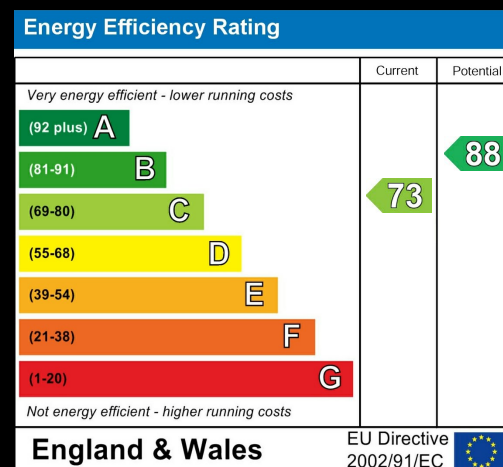


**Ground Floor**  
Approx 27 sq m / 291 sq ft

This floorplan is only for illustrative purposes and is not to scale. Measurements of rooms, doors, windows, and any items are approximate and no responsibility is taken for any error, omission or mis-statement. Icons of items such as bathroom suites are representations only and may not look like the real items. Made with Made Snappy 360.



**Appleford Avenue |**  
**£1,200 PCM**

Bedrooms 2

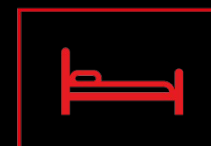
Bath 1

Reception 1

Parking here

Area  
678.13 sq ft

Type here

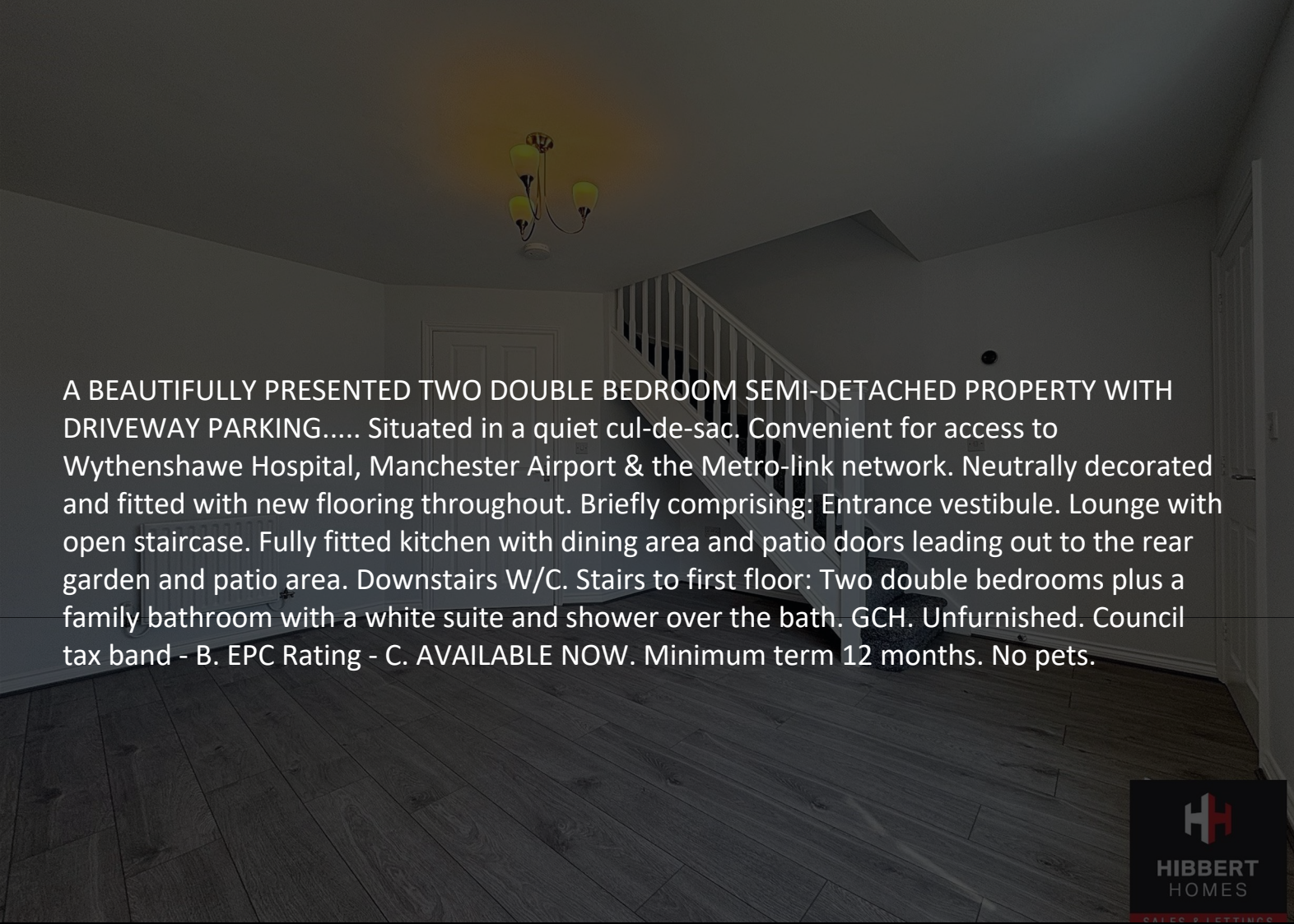


**HIBBERT  
HOMES**

**SALES & LETTINGS**

88 School Road | Sale | M33 7XB  
t: 0161 973 4955  
e: sale@hibberthomes.com  
www.hibberthomes.com





A BEAUTIFULLY PRESENTED TWO DOUBLE BEDROOM SEMI-DETACHED PROPERTY WITH DRIVEWAY PARKING..... Situated in a quiet cul-de-sac. Convenient for access to Wythenshawe Hospital, Manchester Airport & the Metro-link network. Neutrally decorated and fitted with new flooring throughout. Briefly comprising: Entrance vestibule. Lounge with open staircase. Fully fitted kitchen with dining area and patio doors leading out to the rear garden and patio area. Downstairs W/C. Stairs to first floor: Two double bedrooms plus a family bathroom with a white suite and shower over the bath. GCH. Unfurnished. Council tax band - B. EPC Rating - C. AVAILABLE NOW. Minimum term 12 months. No pets.

