



20 Whitethorn Gardens

, Chelmsford, CM2 9JG

Guide price £400,000



20 Whitethorn Gardens

, Chelmsford, CM2 9JG

Guide price £400,000



ACCOMMODATION

Ground Floor

Porch

Double glazed entrance door, door to

Entrance Hall

Double glazed door, stairs to first floor, carpet, radiator

Kitchen

Window and door to rear. Range of fitted units to eye and base level, Space and plumbing for washing machine, fridge/freezer. Integrated electric oven. Work surfaces incorporate a stainless sink unit with mixer taps.

Lounge

22'8 x 10'10 (6.91m x 3.30m)

Window to front, French doors to rear, radiator

Conservatory

9'11 x 7'4 (3.02m x 2.24m)

Windows to side and rear, doors to side.

First Floor

Bedroom One

12'1 x 10'4 (3.68m x 3.15m)

Window to front, radiator.

Bedroom Two

10'5 x 10'2 (3.18m x 3.10m)

Window to rear, radiator

Bedroom Thre

8'11 x 6' (2.72m x 1.83m)

Window to front, radiator.

Family Bathroom

6'1 x 5'3 (1.85m x 1.60m)

Window to rear. Enclosed shower cubicle, close coupled WC, pedestal wash hand basin. Radiator.

Exterior

Frontage

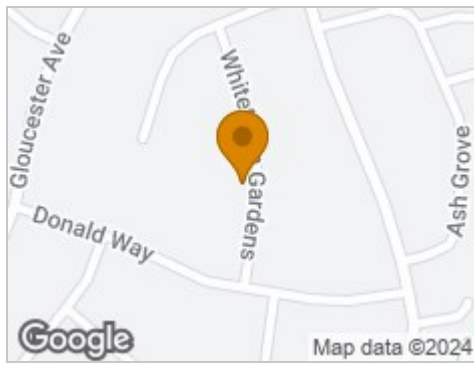
Block paved driveway providing off road parking, access to rear garden

Rear Garden

West Facing - Mainly paved with fencing to boundaries, timber shed, access to front.



Road Map



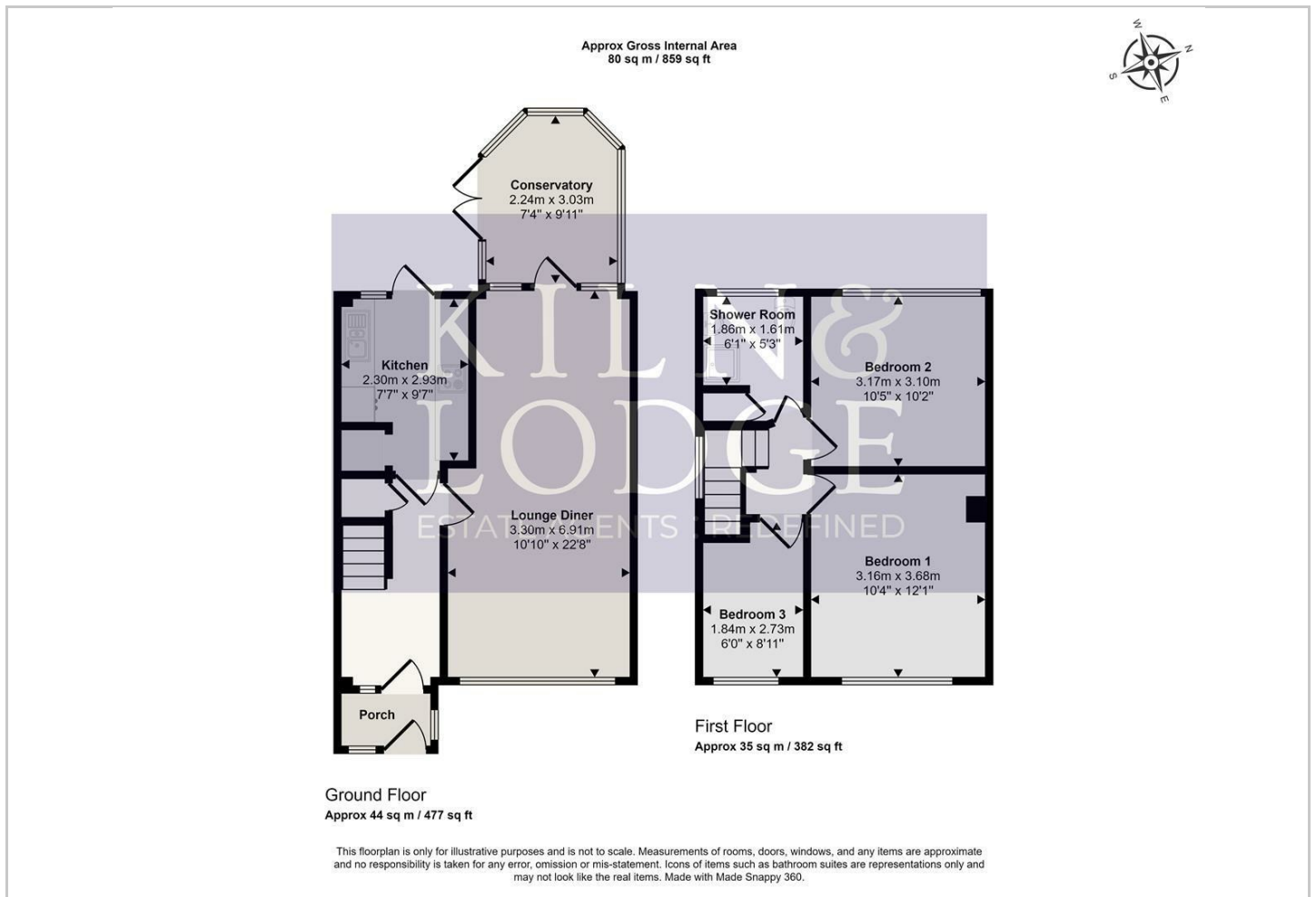
Hybrid Map



Terrain Map



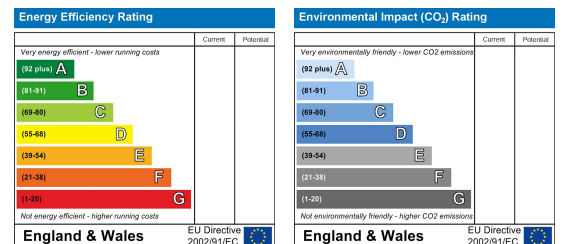
Floor Plan



Viewing

Please contact our Chelmsford Office on 01245 330764 if you wish to arrange a viewing appointment for this property or require further information.

Energy Efficiency Graph



These particulars, whilst believed to be accurate are set out as a general outline only for guidance and do not constitute any part of an offer or contract. Intending purchasers should not rely on them as statements of representation of fact, but must satisfy themselves by inspection or otherwise as to their accuracy. No person in this firm's employment has the authority to make or give any representation or warranty in respect of the property.