




Kimberley, Copp Lane, PR3

Offers Over £895,000

 4  2  2



- Picturesque village location
- Karndean flooring
- Approximately 2.5 acres of land
- Possible equestrian uses
- Double Aga range cooker
- Rural setting
-
-



*****OFFERED WITH NO ONWARD CHAIN. TRIPLE GARAGE/OFFICE. APPROX 2.5 ACRE PLOT PROVIDING GREAT DEVELOPMENT POTENTIAL/EQUESTRIAN USE*** *SOUTH WEST FACING GARDEN*****