

SOUTHLANDS GRANGE



BEDALE













DL8 2ER



SOUTHLANDS GRANGE

BEDALE

Site Plan Key:

-  **MONKGATE**
2 Bed Detached Bungalow
-  **COPPERGATE**
3 Bed Semi Detached
-  **STONEGATE**
3 Bed Semi Detached or Terrace
-  **HOLGATE**
3 Bed Detached
-  **FRIARGATE**
3 Bed Detached Bungalow
-  **DAVYGATE**
3 Bed Detached
-  **FISHERGATE**
3 Bed Detached
-  **SWALEGATE**
3 Bed Detached
-  **WENSLEYGATE**
4 Bed Detached
-  **SPURRIERGATE**
4 Bed Detached
-  **MARYGATE**
4 Bed Detached
-  **AFFORDABLE PLOTS**



BEDALE

Known as the Gateway to the Dales, the market town of Bedale offers a relaxed rural lifestyle amidst stunning countryside within close proximity to the arterial A1 motorway and nearby rail links to Leeds, Durham, York, Newcastle and London. The Yorkshire Dales / National Parks offer many cultural and sporting activities within glorious landscapes making Bedale a truly inspiring place to live. For those wishing to combine a rural life with convenient links to urban conurbations, Bedale fulfils the brief.

Bedale has many independent shops including an artisan bakery, butchers, greengrocers, chemists, florists, interior design shops, hairdressers, beauty salons, and a hardware store. The town offers coffee shops, restaurants and public houses as well as many excellent places to eat in the surrounding villages. Supermarkets include a Tesco Express and a Co-op and nearby Northallerton has an M&S with all the major supermarkets.

There is a local market on Tuesdays. A local Leisure Centre houses a swimming pool and there are various fitness centres in the area together with Spa Facilities at nearby country hotels. Bedale Golf Club is situated on the outskirts of the town.

GETTING HERE

By Road:

The nearest motorway is the A1, 2 miles away.

By Rail:

The nearest railway station is Northallerton with connections to Edinburgh, Newcastle, York and London.

DOCTORS

Glebe House Surgery

19 Firby Road, Bedale DL8 2AT.

HOSPITAL

The Friarage Hospital

Northallerton DL6 1JG.

DENTISTS

Bedale Dental Practice

18 Sussex Street, Bedale DL8 2AL.

Alpha Dental Care

Mawson House, The Bridge,
Bedale DL8 1AW.

SCHOOLS

Bedale C of E Primary

Firby Road, Bedale DL8 2AT.

Bedale High School

Fitzalan Road, Bedale DL8 2EQ.

LEISURE

Bedale Golf Club

Leyburn Road, Bedale DL8 1EZ.

Bedale Leisure Centre

Firby Road, Bedale DL8 2AT.

PLACES TO VISIT

Thorp Perrow Arboretum

100 Acres Woodland/Gardens.

Wensleydale Heritage Railway

from Bedale to the Dales.

Big Cow Little Sheep

Soft Play and Farm for children.

Bedale Museum

Discover the Social History of
Bedale and Surrounding Villages.



Yorvik Homes Ltd. First Floor, 4 Audax Court, Audax Close, Clifton Moor, York, YO30 4RB

Tel: 01904 476221 **Email:** info@yorvikhomes.co.uk

www.yorvikhomes.co.uk