

Hartford Green

GREAT BENTLEY, ESSEX

A beautiful collection of two, three, four and five bedroom homes nestled in the village of Great Bentley, a village known for its 43-acre green, reputed to be one of the the largest in England.


Taylor
Wimpey

Contents

→ **Welcome to
Hartford Green**



→ **Personalise
your home**



→ **Included
as standard**



→ **Our homes**



→ **Ways to buy**



→ **Take your
next step**



Welcome to Hartford Green

Nestled in the heart of the Essex countryside, Hartford Green is situated in the well-established community of Great Bentley.

Hartford Green will include a range of features designed to minimise its impact on the environment including the installation of solar panels and infrastructure for electric vehicle charging to all homes.



[→ View the site plan](#)

Love village life



The development is situated near lots of amenities and a train station that takes you into the city of Colchester. Less than a mile from home, you can find the local primary school, The Plough pub & restaurant, a family-run butcher and Tesco Express.

Local countryside



Great Bentley Train Station



Colchester High Street



Watch development video



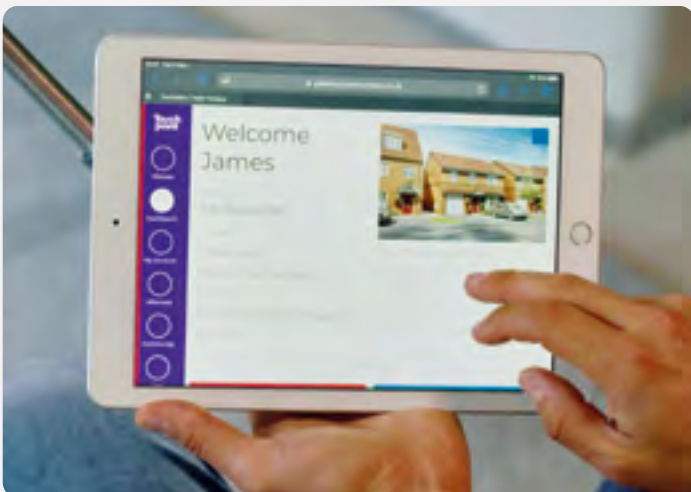
Personalise your home

A new Taylor Wimpey home is a blank canvas, ready for you to put your stamp on even before you move in. You can choose from a range of high quality options for your kitchen, bedroom and bathroom to suit your taste – and all from the comfort of your sofa. We offer dark and light kitchen units and patterned or plain tiles for your bathroom, so whatever your preferred style we've got you covered.

Using our innovative Options Online tool, you can visualise your new home room-by-room and customise each as you go. You can also choose your options with the help of your Sales Executive if you'd prefer.

Our customers have created some fantastic spaces in their homes and you can get inspiration from their choices by following us on Instagram. You can also check out a host of interior design tips on our website.

[→ Find out more](#)



Options availability is subject to build stage of plots and options won't be available if plots have reached a certain build stage. Please contact the Sales Executive for further information.

Included as standard

From the external features to the finishing touches, every detail of our homes is designed with our customers in mind.

While you'll have the choice to upgrade some of our standard offerings, all of our houses are fitted with a range of high quality features at no extra cost to you.

You'll find a complete list of all items that come as standard in your house below.




Kitchens

All of our kitchens are fitted with beautiful units and worktops and you can choose your preferred style and colour to create your perfect cooking and entertaining space.

A range of accessories including stylish stainless steel splashbacks, a stainless steel sink and Zeno Taps, and lighting give your kitchen a clean, contemporary finish. You'll get a modern, energy efficient Zanussi oven with built-in gas hob and integrated hood and extractor fan too.

Utility rooms[†]

Units will be fitted to match your chosen kitchen style, complete with a stainless steel sink and Zeno Taps. If your home has a toilet in the utility room, we'll fit a contemporary white basin and toilet for a sleek finish.



Bathrooms, en suites and shower rooms

Modern white sanitaryware, including toilet, basin, bath and thermostatic shower with chrome Ideal Standard taps give your main bathroom a clean look. The same sanitaryware is fitted in en suites and shower rooms which also benefit from an Aqualisa shower and glass enclosure. For a distinct look, we offer a varied range of Porcelanosa ceramic wall tiles for you to choose from to make your bathroom and en suite stand out from the crowd.



Garden[†]

The outside of your home is just as carefully considered as the inside. You'll get a fully turfed and landscaped front garden – including plants. The back garden includes a slabbed area and your privacy is protected by a garden fence.



All of the specification listed is included in our houses as standard. For the specification included in our apartments, please see the separate apartment specification list. Standard specifications are correct at time of going to print, but are subject to change without notice. Please contact the Sales Executive for further information. † = Where applicable.

Specification of our houses

Kitchens

Fitted kitchen with choice of door fronts*	✓
Choice of post formed laminate worktops with matching upstand*	✓
Chrome 1.5 bowl sink and Zeno tap†/1 bowl*	✓
Stainless steel electric oven and built-in gas hob*	✓
Integrated hood with stainless steel splashback above hob*	✓
Integrated washing machine and 70/30 fridge freezer	✓
60cm dishwasher or 45cm integrated slimline dishwasher depending on design	✓

Bathrooms, en suites, utility and cloakrooms

White sanitaryware with max 180 litre bath	✓
Chrome taps and fittings*	✓
Thermostatic shower to bathroom and en suite	✓
Choice of splashback tiling from selected range (no tiling to utility)*	✓
Full height tiling to walls around bath and shower enclosure	✓
Shaver socket to en suite or main bathroom (if no en suite)	✓
Batten mounted ceiling light to bathrooms	✓

Central heating/hot water system

Fully programmable gas central heating providing hot water	✓
White thermostatic controlled radiators*	✓
Mains pressure hot water system providing plumbing free roof space	✓
Cavity wall insulation	✓
Loft insulation in line with building regulations	✓

Electrical features

Power points in line with NHBC requirements	✓
Media plate to living room and TV/BT socket to bedroom one (if indicated on service layout)*	✓

✓ = Standard features * = Options, upgrades and colour choices are available subject to stage of construction and options selected
 † = Where applicable

All of the specification listed is included in our houses as standard. For the specification included in our apartments, please see the separate apartment specification list. Standard specifications are correct at time of going to print, but are subject to change without notice. Please contact the Sales Executive for further information.

Specification of our houses

Electrical features con't

Master telephone socket to living room	✓
CAT 6 Data Cabling	✓
One double socket in kitchen to incorporate USB charging points*	✓
Light and power socket to detached garages within curtilage area (site layout dictates)	✓

Finishing Touches

Flat white finish to ceilings	✓
White emulsion to walls	✓
White paint to woodwork	✓
White 4 panel doors with chrome ironmongery	✓
Luxury vinyl floor covering to all wet areas, kitchen, kitchen/diner and utility with carpets to remaining rooms*	✓
Full height tiling to walls around bath area (in all main bathrooms)*	✓

External Features

Smooth finish buff concrete slabs to pathways and patios	✓
Polished chrome door numerals	✓
Outside rear light	✓
Outside tap to rear garden	✓
Doorbell	✓

Security and Safety

Mains operated smoke detectors supplied in line with Building Regulations	✓
---	---

Gardens, Paths and Drives

Front garden turfed or shrubbed (weather permitting)†	✓
1.8m fencing to rear garden	✓
Turf as standard to rear garden	✓

NHBC 10-year Warranty

NHBC 10 year Build Mark policy	✓
Taylor Wimpey warranty for 2 years from date of Legal Completion	✓



Find out more

✓ = Standard features * = Options, upgrades and colour choices are available subject to stage of construction and options selected
† = Where applicable

All of the specification listed is included in our houses as standard. For the specification included in our apartments, please see the separate apartment specification list. Standard specifications are correct at time of going to print, but are subject to change without notice. Please contact the Sales Executive for further information.

Our homes

→ 2 Bedroom Homes



→ 3 Bedroom Homes



→ 4 Bedroom Homes



→ 5 Bedroom Homes



→ [View the site plan](#)



The Greenford

2 BEDROOM HOME, TOTAL 961 sq ft / 89m²



GROUND FLOOR

Kitchen/Dining Area

5.06m × 2.87m 16'7" × 9'5"

Living Room max.

4.26m × 13.1m 14'0" × 13'1"



FIRST FLOOR

Bedroom 1 max.

3.99m × 3.00m 13'1" × 9'10"

Bedroom 2 max.

3.47m × 2.82m 11'5" × 9'3"

Study max.

3.87m × 2.16m 12'9" × 7'1"

[→ Discover more about this home](#)

[→ View our current availability](#)

The floor plans depict a typical layout of this house type. For exact plot specification, details of external and internal finishes, dimensions and floor plan differences consult your Sales Executive. All dimensions are + or - 50mm and floor plans are not shown to scale. The kitchen layout and furniture positions are for indicative purposes only. The computer generated image is for illustrative purposes only and it is from an imaginary viewpoint within an open space area. Its purpose is to give a feel for the development, not an accurate description of each property. The illustration shows a typical Taylor Wimpey home of this type, but there are, however, variances from site to site. External materials, finishes, landscaping and the position of garages (where provided) may vary throughout the development. Properties may also be built handed (mirror image). Images may include optional upgrades at an additional cost. Please ask for further details. Please speak to our sales executives regarding the tenure of our new homes. 52379 / November 2022.



The Woodman

3 BEDROOM HOME, TOTAL 1,081 sq ft / 100m²



GROUND FLOOR

Kitchen

4.69m × 2.50m 15'5" × 8'2"

Living Room max.

4.54m × 3.62m 14'11" × 11'11"

Dining Room

3.15m × 2.75m 10'4" × 9'0"



FIRST FLOOR

Bedroom 1

3.56m × 3.05m 11'8" × 10'0"

Bedroom 2

3.22m × 2.75m 10'7" × 9'0"

Bedroom 3 max.

4.55m × 2.58m 14'11" × 8'6"

[→ Discover more about this home](#)

[→ View our current availability](#)

Plot 118 has no dwarf walls. The floor plans depict a typical layout of this house type. For exact plot specification, details of external and internal finishes, dimensions and floor plan differences consult your sales executive. All dimensions are + or - 50mm and floor plans are not shown to scale. The kitchen layout and furniture positions are for indicative purposes only. The computer generated image is for illustrative purposes only and it is from an imaginary viewpoint within an open space area. Its purpose is to give a feel for the development, not an accurate description of each property. The illustration shows a typical Taylor Wimpey home of this type, but there are, however, variances from site to site. External materials, finishes, landscaping and the position of garages (where provided) may vary throughout the development. Properties may also be built handed (mirror image). Images may include optional upgrades at an additional cost. Please ask for further details. Please speak to our sales executives regarding the tenure of our new homes. 52379 / November 2022.



The Ardale

3 BEDROOM HOME, TOTAL 998 sq ft / 93m²



GROUND FLOOR

Living Room max.

5.41m × 3.01m 17'9" × 9'11"

Kitchen/Dining Area max.

5.41m × 3.18m 17'9" × 10'6"



FIRST FLOOR

Bedroom 1

4.14m × 3.07m 13'7" × 10'1"

Bedroom 2

3.14m × 2.95m 10'4" × 9'8"

Bedroom 3

3.26m × 2.38m 10'9" × 7'10"

[→ Discover more about this home](#)

[→ View our current availability](#)

The floor plans depict a typical layout of this house type. For exact plot specification, details of external and internal finishes, dimensions and floor plan differences consult your Sales Executive. All dimensions are + or - 50mm and floor plans are not shown to scale. The kitchen layout and furniture positions are for indicative purposes only. The computer generated image is for illustrative purposes only and it is from an imaginary viewpoint within an open space area. Its purpose is to give a feel for the development, not an accurate description of each property. The illustration shows a typical Taylor Wimpey home of this type, but there are, however, variances from site to site. External materials, finishes, landscaping and the position of garages (where provided) may vary throughout the development. Properties may also be built handed (mirror image). Images may include optional upgrades at an additional cost. Please ask for further details. Please speak to our sales executives regarding the tenure of our new homes. 52379 / November 2022.



The Byford

3 BEDROOM HOME, TOTAL 961 sq ft / 89m²



GROUND FLOOR

Kitchen/Dining Area

5.06m × 2.87m 16'7" × 9'5"

Living Room max.

4.26m × 3.99m 14'0" × 13'1"



FIRST FLOOR

Bedroom 1 max.

3.99m × 3.00m 13'1" × 9'10"

Bedroom 2 max.

3.47m × 2.82m 11'5" × 9'3"

Bedroom 3 max.

3.87m × 2.16m 12'9" × 7'1"

[→ Discover more about this home](#)

[→ View our current availability](#)

The floor plans depict a typical layout of this house type. For exact plot specification, details of external and internal finishes, dimensions and floor plan differences consult your Sales Executive. All dimensions are + or - 50mm and floor plans are not shown to scale. The kitchen layout and furniture positions are for indicative purposes only. The computer generated image is for illustrative purposes only and it is from an imaginary viewpoint within an open space area. Its purpose is to give a feel for the development, not an accurate description of each property. The illustration shows a typical Taylor Wimpey home of this type, but there are, however, variances from site to site. External materials, finishes, landscaping and the position of garages (where provided) may vary throughout the development. Properties may also be built handed (mirror image). Images may include optional upgrades at an additional cost. Please ask for further details. Please speak to our sales executives regarding the tenure of our new homes. 52379 / November 2022.



The Lanford

4 BEDROOM HOME, TOTAL 1,234 sq ft / 115m²



GROUND FLOOR

Kitchen/Dining Area max.

6.87m × 2.85m 22'7" × 9'4"

Living Room

4.57m × 3.24m 15'0" × 10'8"

Study

2.21m × 2.17m 7'3" × 7'2"



FIRST FLOOR

Bedroom 1 max.

4.16m × 3.31m 13'8" × 10'10"

Bedroom 2 max.

3.51m × 2.69m 11'6" × 8'10"

Bedroom 3 max.

3.27m × 2.84m 10'9" × 9'4"

Bedroom 4 max.

3.10m × 2.62m 10'2" × 8'7"

[→ Discover more about this home](#)

[→ View our current availability](#)

The floor plans depict a typical layout of this house type. For exact plot specification, details of external and internal finishes, dimensions and floor plan differences consult your Sales Executive. All dimensions are + or - 50mm and floor plans are not shown to scale. The kitchen layout and furniture positions are for indicative purposes only. The computer generated image is for illustrative purposes only and it is from an imaginary viewpoint within an open space area. Its purpose is to give a feel for the development, not an accurate description of each property. The illustration shows a typical Taylor Wimpey home of this type, but there are, however, variances from site to site. External materials, finishes, landscaping and the position of garages (where provided) may vary throughout the development. Properties may also be built handed (mirror image). Images may include optional upgrades at an additional cost. Please ask for further details. Please speak to our sales executives regarding the tenure of our new homes. 52379 / November 2022.



The Manford

4 BEDROOM HOME, TOTAL 1,367 / 127m²



GROUND FLOOR

Kitchen/Dining Area

8.11m max. × 2.88m min. 26'7" max. × 9'6" min.

Living Room min.

4.74m × 3.88m 15'7" × 12'9"

Study

2.61m × 2.11m 8'7" × 6'11"



FIRST FLOOR

Bedroom 1 max.

3.89m × 3.73m 12'9" × 12'3"

Bedroom 2 max.

4.02m × 3.10m 13'2" × 10'2"

Bedroom 3 max.

3.68m × 3.05m 12'1" × 10'0"

Bedroom 4 max.

3.97m × 2.76m 13'0" × 9'1"

[→ Discover more about this home](#)

[→ View our current availability](#)

The floor plans depict a typical layout of this house type. For exact plot specification, details of external and internal finishes, dimensions and floor plan differences consult your Sales Executive. All dimensions are + or - 50mm and floor plans are not shown to scale. The kitchen layout and furniture positions are for indicative purposes only. The computer generated image is for illustrative purposes only and it is from an imaginary viewpoint within an open space area. Its purpose is to give a feel for the development, not an accurate description of each property. The illustration shows a typical Taylor Wimpey home of this type, but there are, however, variances from site to site. External materials, finishes, landscaping and the position of garages (where provided) may vary throughout the development. Properties may also be built handed (mirror image). Images may include optional upgrades at an additional cost. Please ask for further details. Please speak to our sales executives regarding the tenure of our new homes. 52379 / November 2022.



The Waysdale

4 BEDROOM HOME, TOTAL 1,525 sq ft / 142m²



GROUND FLOOR

Kitchen/Breakfast/Family Area max.
6.82m × 3.50m 22'5" × 11'6"

Living Room
4.62m × 4.47m 15'2" × 14'8"

Dining Room max.
3.06m × 2.83m 10'1" × 9'4"



FIRST FLOOR

Bedroom 1 max.
6.07m × 3.50m 19'11" × 11'6"

Bedroom 2
4.62m max. × 2.95m min. 15'2" max. × 9'8" min.

Bedroom 3
3.06m max. × 2.89 min. 10'1" max. × 9'6" min.

Bedroom 4 max.
3.54m × 2.79m 11'8" × 9'2"

[→ Discover more about this home](#)

[→ View our current availability](#)

The floor plans depict a typical layout of this house type. For exact plot specification, details of external and internal finishes, dimensions and floor plan differences consult your Sales Executive. All dimensions are + or - 50mm and floor plans are not shown to scale. The kitchen layout and furniture positions are for indicative purposes only. The computer generated image is for illustrative purposes only and it is from an imaginary viewpoint within an open space area. Its purpose is to give a feel for the development, not an accurate description of each property. The illustration shows a typical Taylor Wimpey home of this type, but there are, however, variances from site to site. External materials, finishes, landscaping and the position of garages (where provided) may vary throughout the development. Properties may also be built handed (mirror image). Images may include optional upgrades at an additional cost. Please ask for further details. Please speak to our sales executives regarding the tenure of our new homes. 52379 / November 2022.



The Wayford

5 BEDROOM HOME, TOTAL 1,837 sq ft / 171m²



GROUND FLOOR

Living Room max.

6.06m × 4.40m 19'11" × 14'6"

Kitchen/Breakfast Area max.

5.58m × 3.35m 18'4" × 11'0"

Dining Room max.

3.39m × 3.06m 11'1" × 10'1"

Study

3.39m × 2.34m 11'1" × 7'8"



FIRST FLOOR

Bedroom 1

3.39m × 3.37m 11'1" × 11'1"

Bedroom 2 max.

3.67m × 3.47m 12'1" × 11'5"

Bedroom 3

3.81m × 3.02m 12'6" × 9'11"

Bedroom 4 max.

4.10m × 2.40m 13'5" × 7'11"

Bedroom 5

3.24m × 2.35m 10'8" × 7'8"

[→ Discover more about this home](#)

[→ View our current availability](#)

The floor plans depict a typical layout of this house type. For exact plot specification, details of external and internal finishes, dimensions and floor plan differences consult your Sales Executive. All dimensions are + or - 50mm and floor plans are not shown to scale. The kitchen layout and furniture positions are for indicative purposes only. The computer generated image is for illustrative purposes only and it is from an imaginary viewpoint within an open space area. Its purpose is to give a feel for the development, not an accurate description of each property. The illustration shows a typical Taylor Wimpey home of this type, but there are, however, variances from site to site. External materials, finishes, landscaping and the position of garages (where provided) may vary throughout the development. Properties may also be built handed (mirror image). Images may include optional upgrades at an additional cost. Please ask for further details. Please speak to our sales executives regarding the tenure of our new homes. 52379 / November 2022.

Ways to buy

Everyone knows buying a new home is an exciting time. But it can be a stressful one too, which is why our Sales Executives and customer relations managers are there to help every step of the way, from your initial enquiry right through to opening the front door of your new home for the first time.



First time buyer?

→ Here's how we can help

Existing home owner?

→ Here's how we can help



Please speak to your Sales Executive for further details.

Take your next step



Find your dream home on our website.



Book an appointment to view our show homes.



Take a virtual tour of our homes from the comfort of your sofa.



Have your questions answered by calling our Sales Executives on **01206 583 433**.



Find out how we can get you moving with our buying schemes.



[Book an appointment](#)



[How to buy a home](#)



HARTFORD GREEN Weeley Road, Great Bentley, Essex, CO7 8PD

CONTACT US ON 01206 583 433

Taylor Wimpey