



Eaves Green

CHORLEY, LANCASHIRE

A beautiful collection of three and four bedroom homes perfectly placed just a few miles south of Chorley town centre.


Taylor
Wimpey

Contents

→ **Welcome to Eaves Green**



→ **Personalise your home**



→ **Included as standard**




→ **Our homes**



→ **Ways to buy**



→ **Take your next step**



Welcome to Eaves Green

Located in the Lancashire countryside, Eaves Green is situated in the semi-rural and traditional market town of Chorley.

With a desirable mix of homes designed to cater for everyone and surrounded by large amounts of green open spaces.



[→ View the site plan](#)

Right on your doorstep

Surrounded by mature woodland, our homes benefit from the best of both worlds with Chorley town centre also just a few miles away. Here, there are all the amenities you could need including supermarkets, post office, leisure facilities and more, along with a superb choice of schools.

Golfers will be pleased to know there are two courses less than three miles away. For days out with the family, nearby Yarrow Country Park has something for everyone with a scenic walk around the stunning lake, children's adventure playground and on site cafe all available.

Local countryside



Chorley Shopping Centre



Yarrow Valley Country Park



[View development layout](#)



Personalise your home

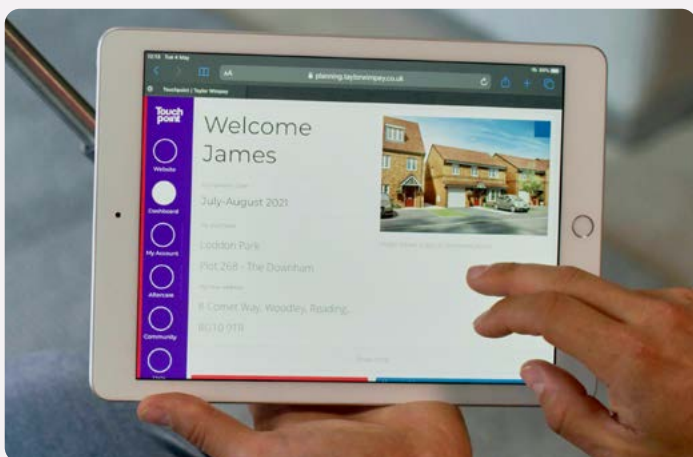
A new Taylor Wimpey home is a blank canvas, ready for you to put your stamp on even before you move in.

You can choose from a range of high quality options for your kitchen, bedroom and bathroom to suit your taste – and all from the comfort of your sofa. We offer a range of contemporary and traditional kitchen units and patterned or plain tiles for your bathroom, so whatever your preferred style we've got you covered.

Using our innovative Options Online tool, you can visualise your new home room-by-room and customise each as you go. For example, across different rooms, you can select your personal favourite from our extensive range of flooring offerings which include luxury carpet, LVT, vinyl and tiles. You can also choose your options with the help of your Sales Executive if you'd prefer.

Our customers have created some fantastic spaces in their homes and you can get inspiration from their choices by following us on Instagram. You can also check out a host of interior design tips on our website.

[→ Find out more](#)



Options availability is subject to build stage of plots and options won't be available if plots have reached a certain build stage. Please contact the Sales Executive for further information.

Included as standard

From the external features to the finishing touches, every detail of our homes is designed with our customers in mind.

While you'll have the choice to upgrade, all of our houses are fitted with a range of high quality features at no extra cost to you.

You'll find a complete list of all items that come as standard in your house below.



Kitchens

All of our kitchens are fitted with beautiful units and worktops and you can choose your preferred style and colour to create your perfect cooking and entertaining space.

A range of accessories including stylish splashbacks, a stainless steel sink and taps, and lighting* give your kitchen a clean, contemporary finish. You'll get a modern, energy efficient oven with built-in hob and integrated hood.

Utility rooms[†]

Units will be fitted to match your chosen kitchen style, complete with a sink and tap. If your home has a toilet in the utility room, we'll fit a contemporary white basin and toilet for a sleek finish.



Bathrooms, en suites and shower rooms

Modern white sanitaryware, including toilet, basin and bath with chrome taps give your main bathroom a clean look. The matching sanitaryware is fitted in en suites and shower rooms which also benefit from an shower and glass enclosure.

For a distinct look, we offer a varied range of ceramic wall tiles for you to choose from to make your bathroom and en suite stand out from the crowd.



Garden[†]

The outside of your home is just as carefully considered as the inside. You'll get a fully turfed and landscaped front garden – including plants. The back garden includes a slabbed area and your privacy is protected by a garden fence.



All of the specification listed is included in our houses as standard. For the specification included in our apartments, please see the separate apartment specification list. Standard specifications are correct at time of going to print, but are subject to change without notice. Please contact the Sales Executive for further information. † = Where applicable.

Our homes

→ 3 bedroom homes



→ 4 bedroom homes



→ View the site plan



The Gosford

3 BEDROOM HOME, TOTAL 866 sq ft / 80.5m²



GROUND FLOOR

Lounge max.
3.69m x 4.26m 12' 1" x 14' 0"

Kitchen/Dining
4.72m x 2.88m 15' 6" x 9' 5"



FIRST FLOOR

Bedroom 1 min.
2.96m x 2.83m 9' 9" x 9' 4"

Bedroom 2
2.63m x 3.30m 8' 8" x 10' 10"

Bedroom 3 max.
2.00m x 3.55m 6' 7" x 11' 8"

[→ Discover more about this home](#)

[→ View our current availability](#)

*Plot specific windows. The floor plans depict a typical layout of this house type. For exact plot specification, details of external and internal finishes, dimensions and floor plan differences consult your sales executive. All dimensions are + or - 50mm and floor plans are not shown to scale. The kitchen layout and furniture positions are for indicative purposes only. The computer generated image is for illustrative purposes only and it is from an imaginary viewpoint within an open space area. Its purpose is to give a feel for the development, not an accurate description of each property. The illustration shows a typical Taylor Wimpey home of this type, but there are, however, variances from site to site. External materials, finishes, landscaping and the position of garages (where provided) may vary throughout the development. Properties may also be built handed (mirror image). Images may include optional upgrades at an additional cost. Please ask for further details. 81781_TWMA / June 2024.



The Milldale

3 BEDROOM HOME, TOTAL 869 sq ft / 81m²



GROUND FLOOR

Lounge

4.62m x 3.23m 15' 2" x 10' 7"

Kitchen/Dining

4.62m x 2.96m 15' 2" x 9' 9"



FIRST FLOOR

Bedroom 1

3.23m x 2.83m 10' 7" x 9' 3"

Bedroom 2

3.03m x 2.61m 9' 11" x 8' 7"

Bedroom 3

3.03m x 1.91m 9' 11" x 6' 3"

[→ Discover more about this home](#)

[→ View our current availability](#)

*Plot specific windows. The floor plans depict a typical layout of this house type. For exact plot specification, details of external and internal finishes, dimensions and floor plan differences consult your sales executive. All dimensions are + or - 50mm and floor plans are not shown to scale. The kitchen layout and furniture positions are for indicative purposes only. The computer generated image is for illustrative purposes only and it is from an imaginary viewpoint within an open space area. Its purpose is to give a feel for the development, not an accurate description of each property. The illustration shows a typical Taylor Wimpey home of this type, but there are, however, variances from site to site. External materials, finishes, landscaping and the position of garages (where provided) may vary throughout the development. Properties may also be built handed (mirror image). Images may include optional upgrades at an additional cost. Please ask for further details. 81781_TWMA / June 2024.



The Aldenham

3 BEDROOM HOME, TOTAL 967 sq ft / 90m²



GROUND FLOOR

Lounge max.		
4.32m × 3.18m		14' 2" × 10' 5"
Kitchen		
3.00m × 2.96m		9' 10" × 9' 8"
Dining		
3.10m × 2.62m		10' 2" × 8' 7"



FIRST FLOOR

Bedroom 1 max.		
3.17m × 4.10m		10' 5" × 13' 6"
Bedroom 2 max.		
3.57m × 2.99m		11' 9" × 9' 10"
Bedroom 3 max.		
2.68m × 2.99m		8' 9" × 9' 10"

[→ Discover more about this home](#)

[→ View our current availability](#)

*Plot specific windows. The floor plans depict a typical layout of this house type. For exact plot specification, details of external and internal finishes, dimensions and floor plan differences consult your sales executive. All dimensions are + or - 50mm and floor plans are not shown to scale. The kitchen layout and furniture positions are for indicative purposes only. The computer generated image is for illustrative purposes only and it is from an imaginary viewpoint within an open space area. Its purpose is to give a feel for the development, not an accurate description of each property. The illustration shows a typical Taylor Wimpey home of this type, but there are, however, variances from site to site. External materials, finishes, landscaping and the position of garages (where provided) may vary throughout the development. Properties may also be built handed (mirror image). Images may include optional upgrades at an additional cost. Please ask for further details. 81781_TWMA / June 2024.



The Alton G

3 BEDROOM HOME, TOTAL 1,085 sq ft / 101m²



GROUND FLOOR

Lounge
4.23m x 3.49m 13' 11" x 11' 6"

Kitchen/Dining max.
5.26m x 3.20m 17' 3" x 10' 6"



FIRST FLOOR

Bedroom 2 max.
4.23m x 3.49m 13' 11" x 11' 6"

Bedroom 3
3.28m x 2.17m 10' 9" x 7' 1"



SECOND FLOOR

Bedroom 1 max ex. dormer.
6.70m x 3.11m 21' 11" x 10' 3"

[➔ Discover more about this home](#)

[➔ View our current availability](#)

*Plot specific windows. The floor plans depict a typical layout of this house type. For exact plot specification, details of external and internal finishes, dimensions and floor plan differences consult your sales executive. All dimensions are + or - 50mm and floor plans are not shown to scale. The kitchen layout and furniture positions are for indicative purposes only. The computer generated image is for illustrative purposes only and it is from an imaginary viewpoint within an open space area. Its purpose is to give a feel for the development, not an accurate description of each property. The illustration shows a typical Taylor Wimpey home of this type, but there are, however, variances from site to site. External materials, finishes, landscaping and the position of garages (where provided) may vary throughout the development. Properties may also be built handed (mirror image). Images may include optional upgrades at an additional cost. Please ask for further details. 81781_TWMA / June 2024.



The Lydford

4 BEDROOM HOME, TOTAL 1,099 sq ft / 102m²



GROUND FLOOR

Lounge

3.27m × 4.49m 10' 9" × 14' 9"

Kitchen/Dining

5.36m × 3.38m 17' 7" × 11' 1"



FIRST FLOOR

Bedroom 1

3.17m × 3.79m 10' 5" × 12' 5"

Bedroom 2

3.17m × 3.35m 10' 5" × 11' 0"

Bedroom 3 max.

2.10m × 3.30m 6' 11" × 10' 10"

Bedroom 4

2.23m × 2.10m 7' 4" × 6' 11"

[→ Discover more about this home](#)

[→ View our current availability](#)

*Plot specific windows. The floor plans depict a typical layout of this house type. For exact plot specification, details of external and internal finishes, dimensions and floor plan differences consult your sales executive. All dimensions are + or - 50mm and floor plans are not shown to scale. The kitchen layout and furniture positions are for indicative purposes only. The computer generated image is for illustrative purposes only and it is from an imaginary viewpoint within an open space area. Its purpose is to give a feel for the development, not an accurate description of each property. The illustration shows a typical Taylor Wimpey home of this type, but there are, however, variances from site to site. External materials, finishes, landscaping and the position of garages (where provided) may vary throughout the development. Properties may also be built handed (mirror image). Images may include optional upgrades at an additional cost. Please ask for further details. 81781_TWMA / June 2024.



The Kentdale

4 BEDROOM HOME, TOTAL 1,222 sq ft / 113.5m²



GROUND FLOOR

Lounge

6.02m x 3.45m 19' 9" x 11' 4"

Kitchen

3.58m x 2.86m 11' 9" x 9' 5"

Dining

3.16m x 2.77m 10' 4" x 9' 1"



FIRST FLOOR

Bedroom 1 max.

3.51m x 3.40m 11' 7" x 11' 2"

Bedroom 2

3.64m x 2.98m 11' 11" x 9' 10"

Bedroom 3 max.

3.05m x 2.95m 10' 0" x 9' 8"

Bedroom 4 max.

3.09m x 2.53m 10' 2" x 8' 4"

[→ Discover more about this home](#)

[→ View our current availability](#)

*Plot specific windows. The floor plans depict a typical layout of this house type. For exact plot specification, details of external and internal finishes, dimensions and floor plan differences consult your sales executive. All dimensions are + or - 50mm and floor plans are not shown to scale. The kitchen layout and furniture positions are for indicative purposes only. The computer generated image is for illustrative purposes only and it is from an imaginary viewpoint within an open space area. Its purpose is to give a feel for the development, not an accurate description of each property. The illustration shows a typical Taylor Wimpey home of this type, but there are, however, variances from site to site. External materials, finishes, landscaping and the position of garages (where provided) may vary throughout the development. Properties may also be built handed (mirror image). Images may include optional upgrades at an additional cost. Please ask for further details. 81781_TWMA / June 2024.



The Evesham

4 BEDROOM HOME, TOTAL 1,259 sq ft / 117m²



GROUND FLOOR

Lounge

3.84m x 4.54m 12' 7" x 14' 11"

Kitchen/Dining

5.39m x 2.86m 17' 8" x 9' 5"



FIRST FLOOR

Bedroom 1 max.

3.84m x 4.53m 12' 7" x 14' 11"

Bedroom 2 min.

3.25m x 3.33m 10' 8" x 10' 11"

Bedroom 3

3.16m x 2.89m 10' 5" x 9' 6"

Bedroom 4 min.

2.77m x 2.64m 9' 1" x 8' 8"

[→ View development](#)

[→ View our current availability](#)

*Plot specific windows. The floor plans depict a typical layout of this house type. For exact plot specification, details of external and internal finishes, dimensions and floor plan differences consult your sales executive. All dimensions are + or - 50mm and floor plans are not shown to scale. The kitchen layout and furniture positions are for indicative purposes only. The computer generated image is for illustrative purposes only and it is from an imaginary viewpoint within an open space area. Its purpose is to give a feel for the development, not an accurate description of each property. The illustration shows a typical Taylor Wimpey home of this type, but there are, however, variances from site to site. External materials, finishes, landscaping and the position of garages (where provided) may vary throughout the development. Properties may also be built handed (mirror image). Images may include optional upgrades at an additional cost. Please ask for further details. 81781_TWMA / June 2024.



The Teasdale

4 BEDROOM HOME, TOTAL 1,290 sq ft / 120m²



GROUND FLOOR

Lounge	3.61m x 4.77m	11' 9" x 15' 8"
Kitchen/Dining	3.07m x 5.81m	10' 1" x 19' 1"
Study	2.70m x 2.94m	8' 10" x 9' 8"



FIRST FLOOR

Bedroom 1.	3.57m x 3.67m	11' 9" x 12' 1"
Bedroom 2 max.	2.71m x 4.07m	8' 11" x 13' 2"
Bedroom 3	2.71m x 2.83m	8' 11" x 9' 4"
Bedroom 4	2.64m x 1.90m	8' 8" x 6' 3"

[→ View development](#)

[→ View our current availability](#)

*Plot specific windows. The floor plans depict a typical layout of this house type. For exact plot specification, details of external and internal finishes, dimensions and floor plan differences consult your sales executive. All dimensions are + or - 50mm and floor plans are not shown to scale. The kitchen layout and furniture positions are for indicative purposes only. The computer generated image is for illustrative purposes only and it is from an imaginary viewpoint within an open space area. Its purpose is to give a feel for the development, not an accurate description of each property. The illustration shows a typical Taylor Wimpey home of this type, but there are, however, variances from site to site. External materials, finishes, landscaping and the position of garages (where provided) may vary throughout the development. Properties may also be built handed (mirror image). Images may include optional upgrades at an additional cost. Please ask for further details. 81781_TWMA / June 2024.

Ways to buy

Everyone knows buying a new home is an exciting time. But it can be a stressful one too, which is why our sales executives and customer relations managers are there to help every step of the way, from your initial enquiry right through to opening the front door of your new home for the first time.



First time buyer?

[→ Here's how we can help](#)

Existing home owner?

[→ Here's how we can help](#)



Take your next step



Find your dream home on our website.



Book an appointment to view our show homes.



Take a virtual tour of our homes from the comfort of your sofa.



Have your questions answered by calling our sales executives on **01257 448 075**.



Find out how we can get you moving with our buying schemes.



Book an appointment



How to buy a home



EAVES GREEN Lower Burgh Way, Chorley, Lancashire, PR7 3TJ

CONTACT US ON 01257 448 075

Taylor Wimpey