














PHASE 1

2 Bedroom Homes

-  The Padstow
Plots 67 & 68
-  The Southwold
Plots 41, 50, 60, 71, 76, 117 & 118
-  The Charlestown
Plots 100, 101 & 102
-  The Bridlington
Plots 58, 59 & 65

3 Bedroom Homes

-  The Teesport
Plots 99 & 103
-  The Torquay
Plots 63 & 64
-  The Talbot
Plots 42, 43, 48, 49, 61, 62, 69 & 70
-  The Maryport
Plots 44, 45, 46 & 47
-  The Fleetwood
Plots 104 & 105
-  The Portsmouth
Plots 57 & 66
-  The Lymington
Plots 39, 40, 51, 52, 53, 54, 82, 83, 86, 87 & 111
-  The Shoreham
Plots 73, 74, 78 & 79
-  The Falmouth
Plots 89, 90, 91, 92, 93, 94, 95, 96, 97, 98, 113, 114, 115, 116, 119, 120, 121, 122, 123 & 124

4 Bedroom Homes








-  The Whitstable
Plots 55, 56, 81, 84, 85, 88, 88, 106, 107, 108, 109, 110 & 112
-  The Gloucester
Plots 72, 75, 77 & 80

PHASE 2

2 Bedroom Homes

-  The Southwold
Plots 129, 136, 203 & 212
-  The Padstow
Plots 142, 143, 178, 179, 182, 183 & 194
-  The Charlestown
Plots 146, 147, 150, 151, 154, 155, 158, 159, 162, 163, 166, 167, 170, 171, 174 & 175

3 Bedroom Homes

-  The Wadebridge
Plots 125, 128, 130, 131, 134, 135, 137 & 140
-  The Newton *Life*
Plots 141, 186 & 187
-  The Torquay
Plots 144, 177, 180, 181, 184, 185, 188, 193 & 195
-  The Falmouth
Plots 145, 148, 149, 152, 153, 156, 157, 160, 161, 164, 165, 168, 169, 172, 173 & 176
-  The Lymington
Plot 197
-  The Shoreham
Plots 200, 201, 205, 206, 209, 210, 214 & 215
-  The Talbot
Plots 248 & 249





4 Bedroom Homes

-  The Mistley
Plots 126, 127, 132, 133, 138 & 139
-  The Whitstable
Plots 196 & 198
-  The Gloucester
Plots 199, 202, 204, 207, 208, 211, 213 & 216

2-4 Bedroom Homes

-  Affordable Homes

Material Finishes

-  (W) - Weatherboard Version
-  (T) - Tile Hanging Version

Key to plan

- s/s Sub station
- v Visitor parking
- CC Car Club parking
-  Electric charge point
-  Street lighting

The site plan is drawn to show the relative position of individual properties. NOT TO SCALE. This is a two dimensional drawing and will not show land contours and gradients, boundary treatments, landscaping or local authority street lighting. Footpaths subject to change. For details of individual properties and availability please refer to our Sales Advisor.

