

HOME



Old Moulsham
Guide Price £375,000
2-bed end terrace house

Lower Anchor Street

This beautifully presented end of terrace period home has been much improved by the sellers during their ownership, carrying out many significant changes. Inside, there is an entrance hall, a cosy lounge and a remodelled dining room and kitchen creating a wonderful bright and airy dining space and open plan kitchen with a part vaulted ceiling. On the first floor, there are two bedrooms and a modern refitted shower room. Outside, there is on road permit parking available for residents and a south facing garden to rear perfect for entertaining. Other benefits for this home include a gas fired central heating system by radiators, uPVC double glazed windows and a wealth of original charm and character within.

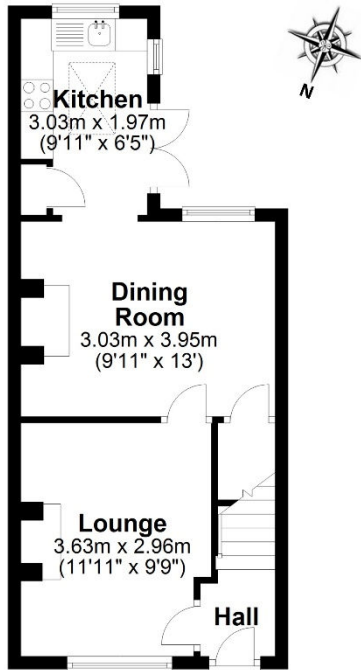
Lower Anchor Street is situated within the heart of the City, just a short walk from Chelmsford railway station and High Street. The Railway Station and High Street can be accessed on foot through Central Park which situated at the bottom of the road. Chelmsford station has a frequent service to London Stratford from 31 minutes and Liverpool Street from 36 minutes. The High Street has an extensive selection of places to eat, drink and socialise around the City. With further access to High Chelmer, The Meadows and Bond Street where you will find the well-known retailer John Lewis. Moulsham Street is a great alternative to visit with a number of independent eateries and several traditional public houses with a choice of real ales and hot food.

Old Moulsham
88 Moulsham Street
Essex CM2 0JF

Sales
01245 344 644
Lettings
01245 253 377
Mortgages
01245 253 370

thehomepartnership.co.uk

Ground Floor

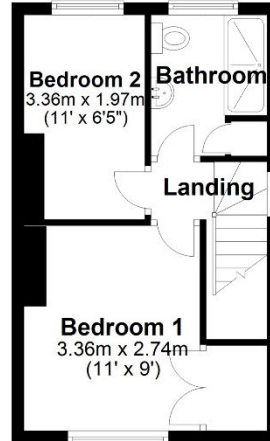


APPROX INTERNAL FLOOR AREA
33 SQ M 355 SQ FT
TOTAL APPROX INTERNAL FLOOR AREA
60 SQ M 643 SQ FT

This plan is for layout guidance only and is NOT TO SCALE
Whilst every care is taken in the preparation of this plan, please check all dimensions, shapes & compass bearings before making any decisions reliant upon them.

Copyright HOME

First Floor



APPROX INTERNAL FLOOR AREA
27 SQ M 288 SQ FT
TOTAL APPROX INTERNAL FLOOR AREA
60 SQ M 643 SQ FT


This plan is for layout guidance only and is NOT TO SCALE
Whilst every care is taken in the preparation of this plan, please check all dimensions, shapes & compass bearings before making any decisions reliant upon them.

Copyright HOME

Features

- End of terrace period home
- Much improved by the sellers
- Cosy lounge
- Bright & airy dining room
- Open plan kitchen
- First floor refitted shower room
- South facing garden
- Walking distance of the High Street & railway station
- Trains to London Stratford from 31 mins & Liverpool Street from 36 mins
- A stones throw from Central Park

EPC Rating



The Nitty Gritty

Tenure: Freehold

Band B is the Council Tax band for this property and the annual council tax bill is £1,621.27.

As an integral part of the community, we've gotten to know the best professionals for the job. If we recommend one to you, it will be in good faith that they'll make the process as smooth as can be. Please be aware that a small number of the parties we recommend (certainly not the majority) may on occasion pay us a referral fee up to £200. You are under no obligation to use a third party we have recommended.

Should you successfully have an offer accepted on a property of ours and proceed to purchase it there is an administration charge of £30 inc. VAT per person (non-refundable) to complete our Anti Money Laundering Identity checks.



HOME



Old Moulsham
Guide Price £375,000
2-bed end terrace house

Lower Anchor Street

This beautifully presented end of terrace period home has been much improved by the sellers during their ownership, carrying out many significant changes. Inside, there is an entrance hall, a cosy lounge and a remodelled dining room and kitchen creating a wonderful bright and airy dining space and open plan kitchen with a part vaulted ceiling. On the first floor, there are two bedrooms and a modern refitted shower room. Outside, there is on road permit parking available for residents and a south facing garden to rear perfect for entertaining. Other benefits for this home include a gas fired central heating system by radiators, uPVC double glazed windows and a wealth of original charm and character within.

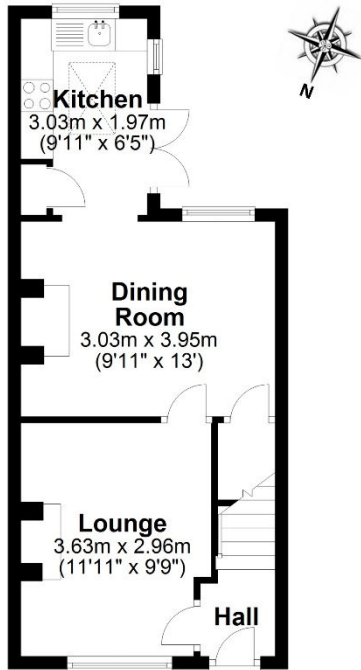
Lower Anchor Street is situated within the heart of the City, just a short walk from Chelmsford railway station and High Street. The Railway Station and High Street can be accessed on foot through Central Park which situated at the bottom of the road. Chelmsford station has a frequent service to London Stratford from 31 minutes and Liverpool Street from 36 minutes. The High Street has an extensive selection of places to eat, drink and socialise around the City. With further access to High Chelmer, The Meadows and Bond Street where you will find the well-known retailer John Lewis. Moulsham Street is a great alternative to visit with a number of independent eateries and several traditional public houses with a choice of real ales and hot food.

Old Moulsham
88 Moulsham Street
Essex CM2 0JF

Sales
01245 344 644
Lettings
01245 253 377
Mortgages
01245 253 370

thehomepartnership.co.uk

Ground Floor



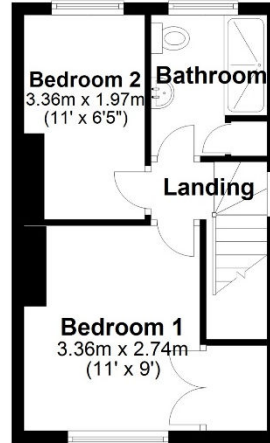
APPROX INTERNAL FLOOR AREA
33 SQ M 355 SQ FT
TOTAL APPROX INTERNAL FLOOR AREA
60 SQ M 643 SQ FT

This plan is for layout guidance only and is NOT TO SCALE

Whilst every care is taken in the preparation of this plan, please check all dimensions, shapes & compass bearings before making any decisions reliant upon them.

Copyright HOME

First Floor



APPROX INTERNAL FLOOR AREA
27 SQ M 288 SQ FT
TOTAL APPROX INTERNAL FLOOR AREA
60 SQ M 643 SQ FT

This plan is for layout guidance only and is NOT TO SCALE

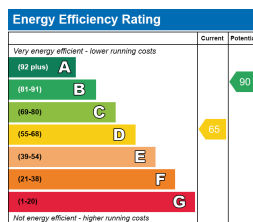
Whilst every care is taken in the preparation of this plan, please check all dimensions, shapes & compass bearings before making any decisions reliant upon them.

Copyright HOME

Features

- End of terrace period home
- Much improved by the sellers
- Cosy lounge
- Bright & airy dining room
- Open plan kitchen
- First floor refitted shower room
- South facing garden
- Walking distance of the High Street & railway station
- Trains to London Stratford from 31 mins & Liverpool Street from 36 mins
- A stones throw from Central Park

EPC Rating



The Nitty Gritty

Tenure: Freehold

Band B is the Council Tax band for this property and the annual council tax bill is £1,621.27.

As an integral part of the community, we've gotten to know the best professionals for the job. If we recommend one to you, it will be in good faith that they'll make the process as smooth as can be. Please be aware that a small number of the parties we recommend (certainly not the majority) may on occasion pay us a referral fee up to £200. You are under no obligation to use a third party we have recommended.

Should you successfully have an offer accepted on a property of ours and proceed to purchase it there is an administration charge of £30 inc. VAT per person (non-refundable) to complete our Anti Money Laundering Identity checks.



HOME



Old Moulsham
Guide Price £375,000
2-bed end terrace house

Lower Anchor Street

This beautifully presented end of terrace period home has been much improved by the sellers during their ownership, carrying out many significant changes. Inside, there is an entrance hall, a cosy lounge and a remodelled dining room and kitchen creating a wonderful bright and airy dining space and open plan kitchen with a part vaulted ceiling. On the first floor, there are two bedrooms and a modern refitted shower room. Outside, there is on road permit parking available for residents and a south facing garden to rear perfect for entertaining. Other benefits for this home include a gas fired central heating system by radiators, uPVC double glazed windows and a wealth of original charm and character within.

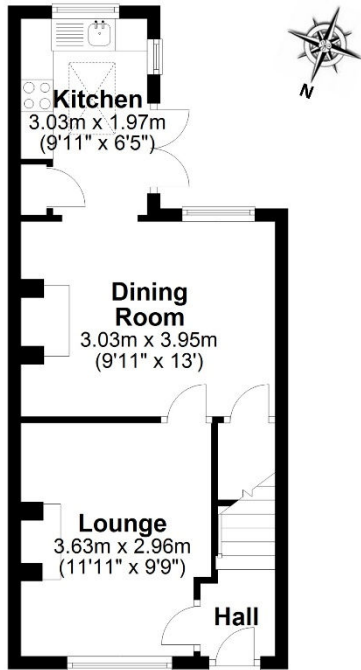
Lower Anchor Street is situated within the heart of the City, just a short walk from Chelmsford railway station and High Street. The Railway Station and High Street can be accessed on foot through Central Park which situated at the bottom of the road. Chelmsford station has a frequent service to London Stratford from 31 minutes and Liverpool Street from 36 minutes. The High Street has an extensive selection of places to eat, drink and socialise around the City. With further access to High Chelmer, The Meadows and Bond Street where you will find the well-known retailer John Lewis. Moulsham Street is a great alternative to visit with a number of independent eateries and several traditional public houses with a choice of real ales and hot food.

Old Moulsham
88 Moulsham Street
Essex CM2 0JF

Sales
01245 344 644
Lettings
01245 253 377
Mortgages
01245 253 370

thehomepartnership.co.uk

Ground Floor

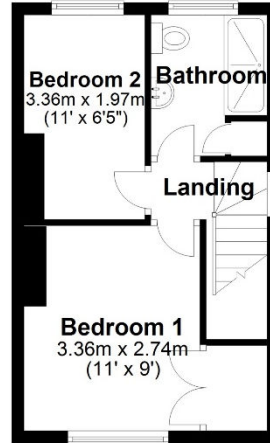


APPROX INTERNAL FLOOR AREA
33 SQ M 355 SQ FT
TOTAL APPROX INTERNAL FLOOR AREA
60 SQ M 643 SQ FT

This plan is for layout guidance only and is NOT TO SCALE
Whilst every care is taken in the preparation of this plan, please check all dimensions, shapes & compass bearings before making any decisions reliant upon them.

Copyright HOME

First Floor



APPROX INTERNAL FLOOR AREA
27 SQ M 288 SQ FT
TOTAL APPROX INTERNAL FLOOR AREA
60 SQ M 643 SQ FT


This plan is for layout guidance only and is NOT TO SCALE
Whilst every care is taken in the preparation of this plan, please check all dimensions, shapes & compass bearings before making any decisions reliant upon them.

Copyright HOME

Features

- End of terrace period home
- Much improved by the sellers
- Cosy lounge
- Bright & airy dining room
- Open plan kitchen
- First floor refitted shower room
- South facing garden
- Walking distance of the High Street & railway station
- Trains to London Stratford from 31 mins & Liverpool Street from 36 mins
- A stones throw from Central Park

EPC Rating



The Nitty Gritty

Tenure: Freehold

Band B is the Council Tax band for this property and the annual council tax bill is £1,621.27.

As an integral part of the community, we've gotten to know the best professionals for the job. If we recommend one to you, it will be in good faith that they'll make the process as smooth as can be. Please be aware that a small number of the parties we recommend (certainly not the majority) may on occasion pay us a referral fee up to £200. You are under no obligation to use a third party we have recommended.

Should you successfully have an offer accepted on a property of ours and proceed to purchase it there is an administration charge of £30 inc. VAT per person (non-refundable) to complete our Anti Money Laundering Identity checks.

