

Emma Terry Homes

moving made personal



17 Trentham Gardens

Burton Joyce, Nottingham, NG14 5AY

Asking price £375,000



17 Trentham Gardens, Burton Joyce, Nottingham NG14 5AY

Nestled in the charming Trentham Gardens of Burton Joyce, this detached bungalow is a true gem waiting to be discovered. Boasting a delightful oasis of a garden adorned with apple trees, cherry trees, and ornamental pear trees, just to say a few, this property is a nature lover's paradise.

As you step inside, you'll be greeted by an immaculately presented living space that is sure to impress. The property features an open plan lounge and dining room, recently fitted kitchen, two double bedrooms, and a newly fitted shower room, offering a perfect blend of comfort and style.

This bungalow is a true credit to its current owner, with attention to detail evident in every corner. The addition of a workshop, garden room, and greenhouse provides ample space for hobbies and relaxation, making it a versatile and inviting home for those seeking a peaceful retreat.

The light and airy living space further enhances the charm of this property, creating a warm and welcoming atmosphere for residents and guests alike. Whether you're enjoying a quiet afternoon in the garden or entertaining friends, this bungalow offers a perfect balance of indoor and outdoor living.

Don't miss the opportunity to make this enchanting property your own and experience the tranquillity and beauty it has to offer.



Entrance door leads through to:

KITCHEN

Fitted with a range of wall and base units, space for single cooker with extractor over, space and plumbing for washing machine, space for undercounter fridges, sink and drainer with mixer tap, UPVC double glazed window to side elevation and UPVC double glazed door to side access.

DINING ROOM

12'2" x 17'5" (3.71m x 5.33m)
UPVC double glazed window to the front elevation, two central heating radiator, wood flooring and

feature open fire with feature surround. Leads through to:

LOUNGE

11'10" x 19'5" (3.61m x 5.94m)
UPVC double glazed windows to the front and rear elevation, UPVC double glazed door to patio, two central heating radiator and wood flooring.

BEDROOM ONE

11'11" x 8'11" (3.65m x 2.72m)
Central heating radiator and UPVC double glazed window to the rear elevation.

BEDROOM TWO

9'8" x 22'0" (2.95m x 6.71m)

Two central heating radiator and UPVC double glazed window to the rear elevation.

SHOWER ROOM

Walk in electric shower, part tiled walls, low level flush W.C, hand wash basin, central heating radiator and obscure window to the side elevation.

WORKSHOP

8'5" x 18'5" (2.57m x 5.63m)

Fitted with power and lighting.

GREEN HOUSE

15'6" x 7'8" (4.73m x 2.35m)

Power & lighting.

GARDEN ROOM

9'0" x 9'3" (2.75 x 2.83m)

Power & lighting.

OUTSIDE

The property sits a large plot with a truly beautiful garden. To the front of the property there is off-street parking and a range of mature plants and shrubs.

The rear garden has numerous different seating areas, a workshop, a garden room, a green house and a store. The garden has a large grassed area filled with a vast array of different trees, plants, flowers and shrubs.

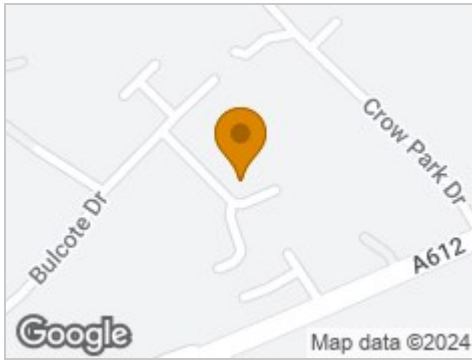








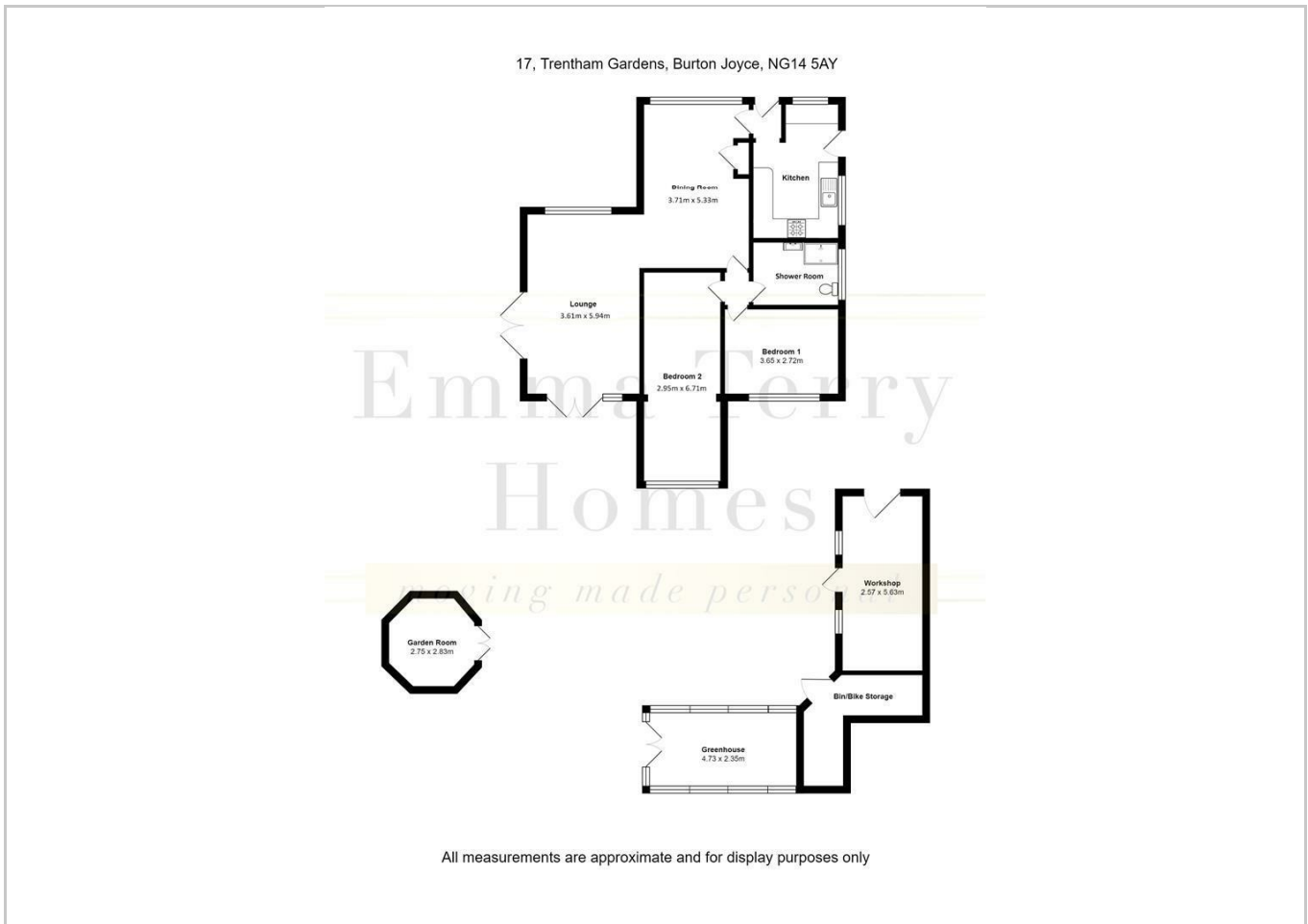
Road Map



Hybrid Map



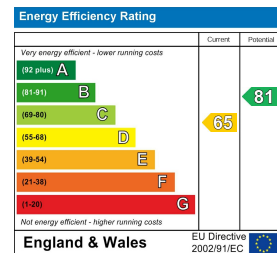
Terrain Map



Viewing

Please contact our Emma Terry Homes Office on 0115 966 57 41 if you wish to arrange a viewing appointment for this property or require further information.

Energy Efficiency Graph



These particulars, whilst believed to be accurate are set out as a general outline only for guidance and do not constitute any part of an offer or contract. Intending purchasers should not rely on them as statements of representation of fact, but must satisfy themselves by inspection or otherwise as to their accuracy. No person in this firm's employment has the authority to make or give any representation or warranty in respect of the property.