




Quarry Park Road, Peverell, Plymouth, PL3

Offers Over £340,000

 4  3  3



- Substantial Extended Period Property in Peverell
- Close to Central Park, Local Shops, Schools and Amenities
- Converted Loft Houses Main Bedroom with En-Suite Shower Room
- Secure Off Road Parking for Two Cars
- EPC Grade . Council Tax Band C
- Extremely Sought After Park Road Position
- Spacious Family Home Offering Three Reception Rooms
- Modern Kitchen Breakfast Room with Separate Laundry Room and Cloakroom
- Well Presented Throughout
- VIEWING HIGHLY RECOMMENDED





Fantastic Family Home, Perfectly Positioned In Peverell...

Positioned on this tree lined road we find our perfect, period family home. Peverell is an extremely sought after residential area of Plymouth loved for its community feel with Hyde Park Road showcasing a range of independent local companies including cafes, art galleries and shops. Within close proximity to highly regarded local primary and secondary schools, a stone throw from the city's largest park – Central Park the perfect play area for children of all ages. Peverell also offers an easy commute to Plymouth City Centre, the railway station with links to London and Penzance, and access to the A38 providing access to Cornwall and its world renown



beaches. For most the main draw to the area is the beautiful period properties and this one certainly will not fail to impress.

