

Directions

Viewings

Viewings by arrangement only. Call 0114 483 0038 to make an appointment.

EPC Rating

C

Energy Efficiency Rating		
	Current	Potential
Very energy efficient - lower running costs		
(92 plus) A		
(81-91) B		
(69-80) C	73	86
(55-68) D		
(39-54) E		
(21-38) F		
(1-20) G		
Not energy efficient - higher running costs		
England & Wales	EU Directive 2002/91/EC	



Tel: 0114 483 0038
E-mail: sales@jc-salesandlettings.com
Website: www.jc-salesandlettings.com







17 Manor Park Crescent, Sheffield, S2 1WW

£925 Per month

- Available for immediate occupation
- Large garden to the rear
- Excellent location
- Good public transport links
- EPC Grade C
- Driveway for off road parking
- Ideal for a couple or small family
- Close to an abundance of local amenities
- Early viewing highly recommended to avoid disappointment

17 Manor Park Crescent, Sheffield S2 1WW

AVAILABLE FOR IMMEDIATE OCCUPATION is this ATTRACTIVELY PRESENTED, three bedroom mid terrace with a LARGE GARDEN to the rear and a DRIVEWAY for off road parking. Ideal for a professional couple or family and is conveniently located for an abundance of local amenities and public transport links. In brief the accommodation comprises: entrance hall, living room, dining room, kitchen, three first floor bedrooms and a bathroom / WC. Large garden to the rear with small garden to the front and a driveway for off road parking. An early viewing is highly recommended to avoid disappointment! EPC Grade C.

 3  1  2  C

Council Tax Band: A

