

Springfield Park

Maidenhead • • SL6 2YN
: £725,000



coopers
est 1986

Springfield Park

Maidenhead • • SL6 2YN

This spacious and beautifully modernised detached family home is situated in a highly sought-after location in the heart of Holyport. Recently renovated, it boasts new Amtico flooring and carpeting throughout, along with the addition of a convenient utility room.

Detached family home

Spacious driveway

Adjacent Garage

Bright and airy conservatory

Utility room

Catchment to Holyport College


Sought-after location

Landscaped rear garden

Local amenities nearby

Close to M4/M25/A404

These particulars are intended as a guide and must not be relied upon as statements of fact. Your attention is drawn to the Important Notice on the last page.





Property

The current owners have thoughtfully improved the property's layout providing easier access to the kitchen from the hallway and added a utility room to the garage. The property includes a large reception room with a charming aesthetic fireplace, a downstairs cloakroom, a formal dining room, and a bright, spacious conservatory that opens directly to the rear garden. The kitchen offers ample storage and is equipped with integrated appliances. Upstairs, you'll find a family bathroom and four generously sized bedrooms, all offering plenty of storage.

Outside

The freshly landscaped rear garden is easy to maintain, with both a new patio and lawn, making it perfect for summer evenings and family BBQs. The home provides ample parking for 3-4 cars on the block-paved driveway and includes an integral garage accessible from the front hallway.

Location

Conveniently located just a 5-minute walk from a small parade of shops featuring a café, butchers, pharmacy, and more, it is also ideally situated 1.4 miles from Holyport College and 1 mile from Bray's centre. The property offers easy access to Maidenhead train station (Elizabeth line), Maidenhead Town Centre, and major motorway links.

We highly recommend viewing to fully appreciate all this home has to offer.



Schools:

Holyport CofE Primary School 0.4 miles
 Braywick Court School 0.9 miles
 Oldfield Primary School 1.4 miles



Train:

Maidenhead Station 1.8 miles
 Taplow Station 2.1 miles
 Furze Platt Station 2.8 miles



Car:

M4, A40, M25, M40



Council Tax Band:

E

(Distances are straight line measurements from centre of postcode)



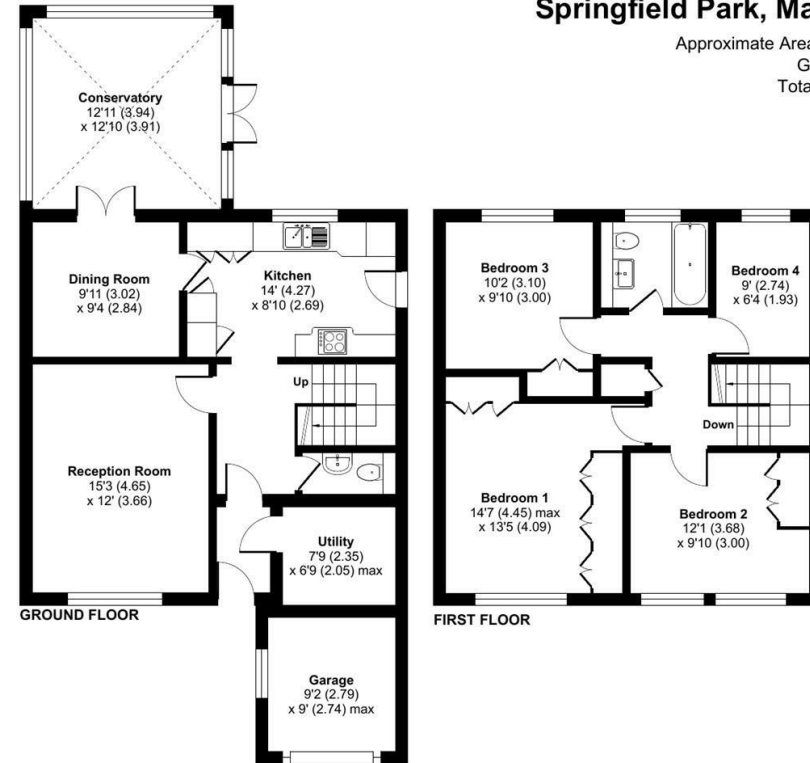
Springfield Park, Maidenhead, SL6

Approximate Area = 1426 sq ft / 132.4 sq m

Garage = 79 sq ft / 7.3 sq m

Total = 1505 sq ft / 139.7 sq m

For identification only - Not to scale



Floor plan produced in accordance with RICS Property Measurement Standards incorporating International Property Measurement Standards (IPMS2 Residential). © nitchcom 2024. Produced for Coopers. REF: 1153510

coopers
est 1986

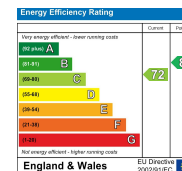
coopers
est 1986

01628 232 550

42 Queen Street, Maidenhead,
SL6 1HZ

maidenhead@coopersresidential.co.uk

CoopersResidential.co.uk



Important Notice: These particulars, whilst believed to be accurate are set out as a general outline only for guidance and do not constitute any part of an offer or contract. Intending purchasers should not rely on them as statements or representation of fact, but must satisfy themselves by inspection or otherwise has the authority to make or give any representation or warranty in respect of the property.