



25 Clyde Square, London, E14 7TD

£1,950 Per annum



25 Clyde Square, London, E14 7TD

£1,950 Per annum

LONG LET - Barrain London Estate Agents is pleased to introduce to the market this very attractive apartment hidden away in a private corner of a quaint, cobbled courtyard in a pristine gated development. This very spacious gem of a property benefits from a concierge and tranquil, secure surroundings very close to the DLR.

In Severn Court, modern convenience meets period charm. Just 8 minutes walk to Westferry station (DLR), and within easy walking distance of Jubilee and Elizabeth Line connections in bustling, glamorous Canary Wharf, you will always be just a short train ride from all the attractions of Greater London: the City in 20 minutes, Westfield Stratford in 20 minutes, City Airport in 25 minutes, Theatreland in 40 minutes, even Heathrow in just over 60 minutes!

This amazing flat is available now for private viewings, so please call us to arrange yours!

Description

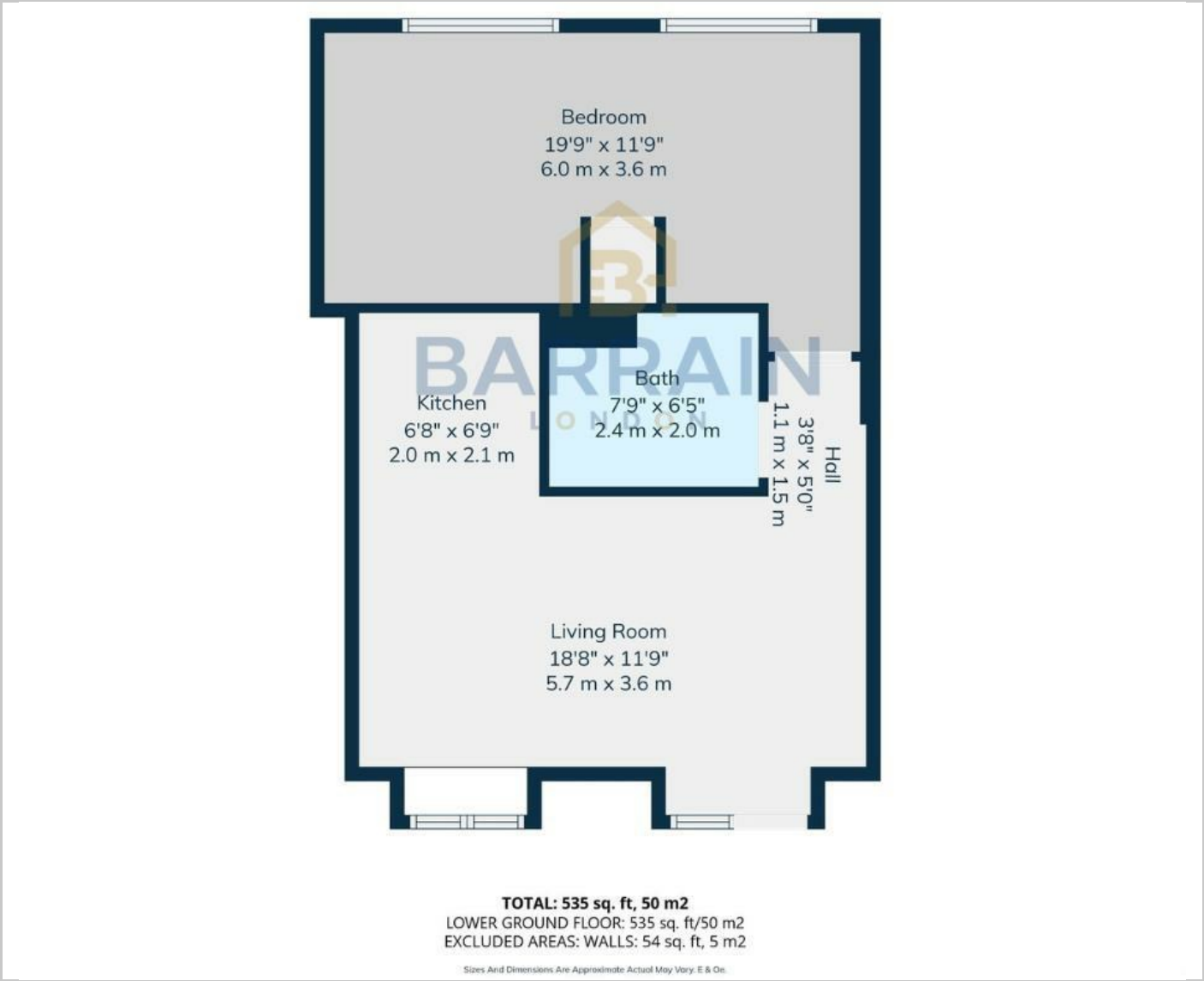


Situation

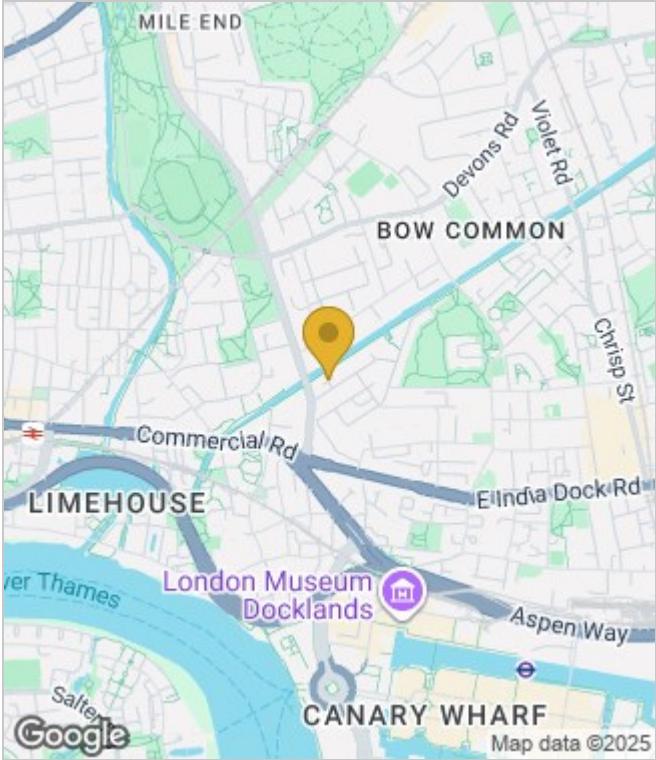


Furnished
Council Tax Band: C
Available: 9th December 2025

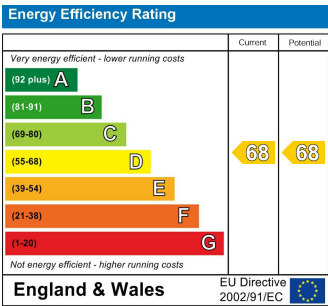
Floor Plans



Area Map



Energy Performance Graph



These particulars, whilst believed to be accurate are set out as a general outline only for guidance and do not constitute any part of an offer or contract. Intending purchasers should not rely on them as statements of representation of fact, but must satisfy themselves by inspection or otherwise as to their accuracy. No person in this firms employment has the authority to make or give any representation or warranty in respect of the property.