










4 Bedroom Homes

-  **The Hawthorne**
Plots 22, 25, 62, 65 & 81
-  **The Lorimer**
Plots 5, 31, 37 & 102
-  **The Philosopher**
Plots 6, 8, 32, 63 & 64
-  **The Bowyer**
Plots 38, 50, 56, 94, 95, 132, 137 & 157
-  **The Cutler**
Plots 36, 53, 101, 133, 134 & 154
-  **The Edgeworth**
Plot 33
-  **The Cartwright**
Plots 9, 10, 89, 90, 126 & 127
-  **The Scrivener**
Plots 1, 4, 19, 20, 21, 23, 51, 73, 74, 75, 77, 80, 91, 96, 97, 125, 128, 138, 151 & 153
-  **The Farrier**
Plots 52, 82, 99, 100, 113, 130, 139, 152, 155 & 156



3 Bedroom Homes

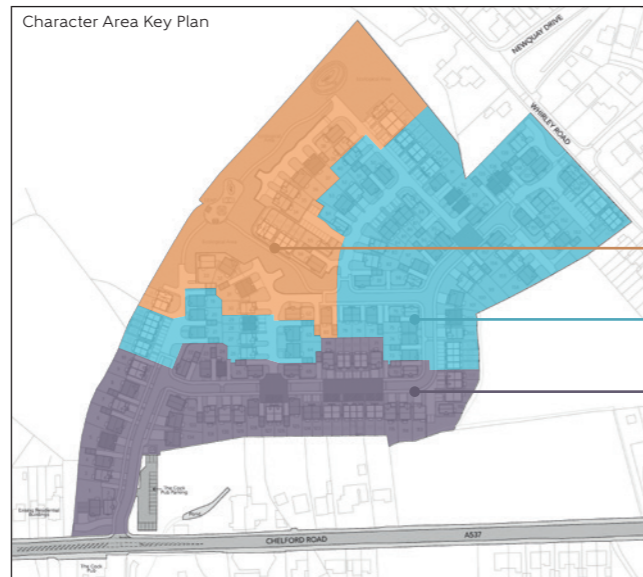
-  **The Sawyer**
Plots 34, 35, 39, 40, 66, 71, 83, 103, 114, 115, 129 & 131
-  **The Mason**
Plots 24, 92, 93, 135 & 136
-  **The Baxter**
Plots 3, 7, 26, 27 & 30,
-  **The Thespian**
Plots 2, 41, 54, 55, 72, 76, 88, 98, 112 & 147
-  **The Tailor**
Plots 78, 79, 84, 85, 86, 87, 123, 124 & 148
-  **The Chandler**
Plots 149 & 150

2 Bedroom Homes

-  **The Blacksmith**
Plots 28 & 29

1-4 Bedroom Homes

-  Affordable Homes
-  Sales Office & Show Homes



-  Woodland
-  Streets
-  Avenues

The site plan is drawn to show the relative position of individual properties. NOT TO SCALE. This is a two dimensional drawing and will not show land contours and gradients, boundary treatments, landscaping or local authority street lighting. Footpaths subject to change. For details of individual properties and availability please refer to our Sales Advisor.

Key to plan

s/s Sub station

