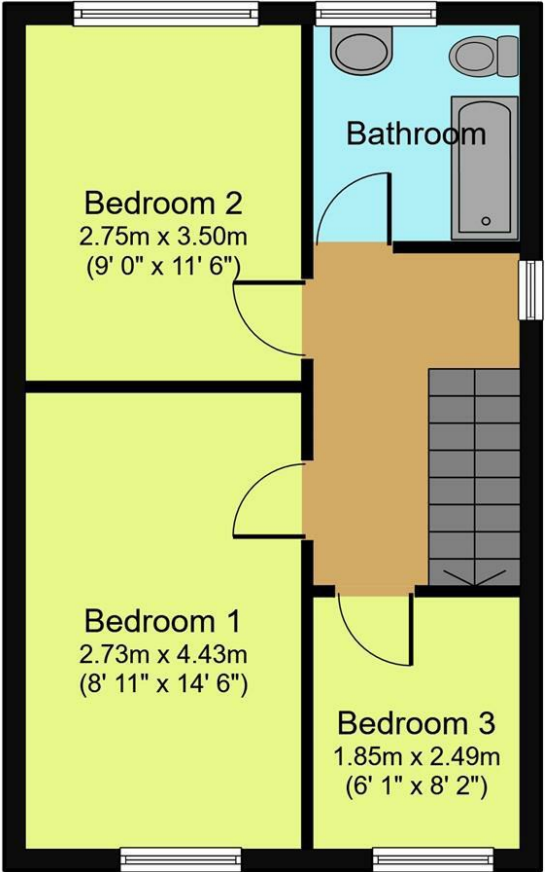
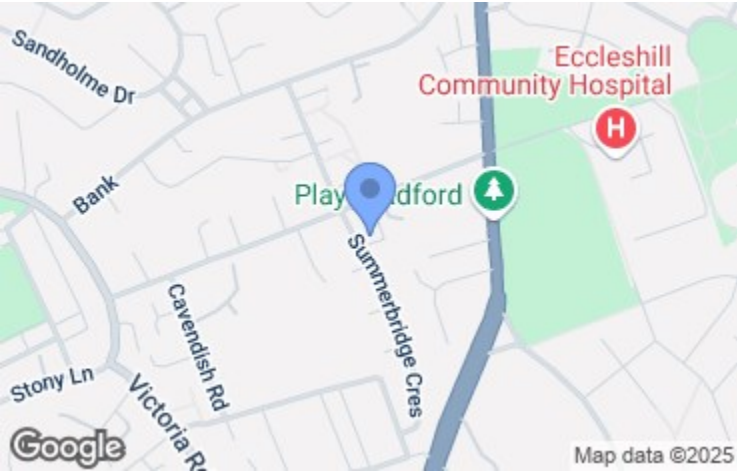
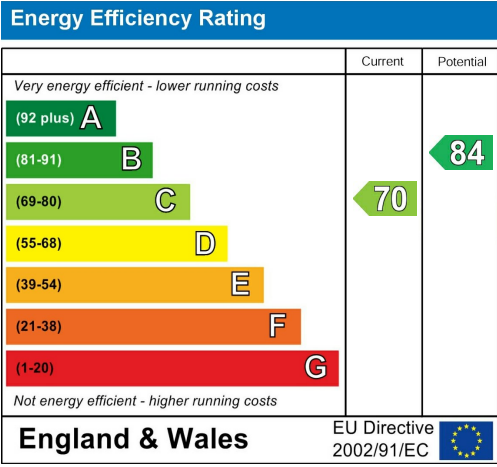


Ground Floor



First Floor

Created using Vision Publisher™



Directions

See Mapping.



Viewing arrangements

Strictly by appointment through WW Estates
01274 627444
sales@wwestateagents.com

Summerbridge Crescent, Bradford, BD10 8BA
Offers In The Region Of £155,000

359 - 361 Idle Road, Bolton Junction, Bradford, BD2 2AH | 01274 627444 | sales@wwestateagents.com | www.wwestateagents.com

IMPORTANT: we would like to inform prospective purchasers that these sales particulars have been prepared as a general guide only. A detailed survey has not been carried out, nor the services, appliances and fittings tested. Room sizes should not be relied upon for furnishing purposes and are approximate. If floor plans are included, they are for guidance only and illustration purposes only and may not be to scale. If there are any important matters likely to affect your decision to buy, please contact us before viewing the property.



**** 3 BEDROOMS ** END OF TERRACE **
CLOSE TO LOCAL AMENITIES **
EXCELLENT TRANSPORT LINKS ** QUIET
CUL-DE-SAC LOCATION ** 2 RECEPTION
ROOMS ** FRONT & REAR GARDEN **
IDEAL FIRST TIME BUY **** Situated on a quiet cul-de-sac in close proximity to an array of local amenities, excellent transport links and well-regarded schools is this three bedroom end of terrace home, ideal for first time buyers and young professionals alike.

The ground floor entrance hall gives space for coats and shoes, leading to the lounge and stairs to first floor. A spacious lounge is naturally lit via a double glazed picture window to front, also featuring gas central heating, a gas fire with mantle over and surround, carpeted flooring and double doors into the dining room. A second reception room currently used as a dining room has a gas central heating radiator, double glazed window to rear and access to the kitchen. The kitchen is fitted with a range of modern gloss effect wall and base units, space and plumbing for fridge freezer, washing

machine, gas cooker and dishwasher, a stainless steel sink and drainer, a built in pantry cupboard, a uPVC double glazed door to rear and finished with tiled splashbacks and flooring.

The first floor landing leads to three bedrooms and a family bathroom. The main bedrooms is a generous double with a double glazed window to front, gas central heating and carpeted flooring, the second double bedroom featuring the same with the window over-looking the rear garden. A third single bedroom is ideal for a small bedroom and/or home office with double glazed window to front and gas central heating. A fully tiled family bathroom comprises a white three piece suite including bath with shower over, w/c, wash hand basin, gas central heating and frosted double glazed window to rear.

Externally, the property has an enclose front garden, laid to lawn with mature hedged borders. To the rear, a low maintenance patio with flowerbeds and fenced surround.



Train
your text here



Primary School
your text here



Secondary School
your text here

Fixtures & fittings
Three Bedroom End Of Terrace Ideal For First Time
Buyers & Young professionals Alike.

Rating authority
Borough Council Tax Band B

Services
INDEPENDENT MORTGAGE ADVICE AVAILABLE. HOME MOVERS - FIRST TIME
BUYER - RE-MORTGAGES, INVESTORS & PROTECTION ETC. WW Estates
introduce to Altogether Financial Solutions Ltd, who are authorised and regulated
by the Financial Conduct Authority.

Tenure
Freehold