

# Vision at Meanwood

MEANWOOD, WEST YORKSHIRE

Situated in Meanwood, a suburb of Leeds in West Yorkshire, Vision at Meanwood provides an exciting collection of two, three and four-bedroom homes.

**Taylor**  
**Wimpey**

# Contents



# Welcome to Vision at Meanwod

A warm welcome to Vision at Meanwood.

Here you'll find a stunning collection of two, three, and four bedroom homes in Meanwood, Leeds. Each home has been carefully designed to complement the character of the area and is ready to be enjoyed by your family for many years to come.

Take a deep breath and embrace a new life at Vision at Meanwood.



[→ View the site plan](#)



# Right on your doorstep

Located in the popular Leeds suburb of Meanwood, all the amenities you would expect are close to hand.

The centre of Leeds is quickly accessible with its 120-store Trinity shopping centre, countless restaurants and bars, and cultural delights including Leeds Art Gallery, the First Direct Arena and the Leeds City Museum. Embrace a truly balanced lifestyle at Vision at Meanwood.



Close to popular entertainment venues



World class shopping on your doorstep



[Watch development video](#)



# Personalise your home

A new Taylor Wimpey home is a blank canvas, ready for you to put your stamp on even before you move in. You can choose from a range of high quality options for your kitchen, bedroom and bathroom to suit your taste – and all from the comfort of your sofa. We offer dark and light kitchen units and patterned or plain tiles for your bathroom, so whatever your preferred style we've got you covered.

Using our innovative Options Online tool, you can visualise your new home room-by-room and customise each as you go. You can also choose your options with the help of your Sales Executive if you'd prefer.

Our customers have created some fantastic spaces in their homes and you can get inspiration from their choices by following us on Instagram. You can also check out a host of interior design tips on our website.

[→ Find out more](#)



Options availability is subject to build stage of plots and options won't be available if plots have reached a certain build stage. Please contact the Sales Executive for further information.

# Included as standard

From the external features to the finishing touches, every detail of our homes is designed with our customers in mind.

While you'll have the choice to upgrade some of our standard offerings, all of our houses are fitted with a range of high quality features at no extra cost to you.

You'll find a complete list of all items that come as standard in your house below.



## Kitchens

All of our kitchens are fitted with beautiful units and worktops and you can choose your preferred style and colour to create your perfect cooking and entertaining space.

A range of accessories including stylish splashbacks, a stainless steel sink and Zeno Taps, and lighting gives your kitchen a clean, contemporary finish. You'll get a modern, energy efficient Zanussi oven with built-in gas hob and integrated hood and extractor fan too.

## Utility rooms<sup>†</sup>

Units will be fitted to match your chosen kitchen style, complete with a stainless steel sink and Zeno Taps. If your home has a toilet in the utility room, we'll fit a contemporary white basin and toilet for a sleek finish.



## Bathrooms, en suites and shower rooms

Modern white sanitaryware, including toilet, basin and bath with chrome Ideal Standard taps give your main bathroom a clean look. The same sanitaryware is fitted in en suites and shower rooms which also benefit from an Aqualisa shower and glass enclosure. For a distinct look, we offer a varied range of Porcelanosa ceramic wall tiles for you to choose from to make your bathroom and en suite stand out from the crowd.



## Garden<sup>†</sup>

The outside of your home is just as carefully considered as the inside. You'll get a fully turfed and landscaped front garden – including plants. The back garden includes a slabbed area and your privacy is protected by a garden fence.



All of the specification listed is included in our houses as standard. For the specification included in our apartments, please see the separate apartment specification list. Standard specifications are correct at time of going to print, but are subject to change without notice. Please contact the Sales Executive for further information. † = Where applicable.

# Our homes



16

 [View the site plan](#)



# The Ashenford

2 BEDROOM HOME, TOTAL 771 sq ft / 71.62m<sup>2</sup>



## GROUND FLOOR

### Lounge/Dining

4.31m × 4.02m      14' 2" × 13' 2"

### Kitchen

2.11m × 2.74m      6' 11" × 9' 0"



## FIRST FLOOR

### Bedroom 1

4.31m × 3.27m      14' 2" × 10' 9"

### Bedroom 2 max.

4.31m × 2.51m      14' 2" × 8' 3"



[View development](#)



[View our current availability](#)

\*Plot specific windows. The floor plans depict a typical layout of this house type. For exact plot specification, details of external and internal finishes, dimensions and floor plan differences consult your sales executive. All dimensions are + or - 50mm and floor plans are not shown to scale. The kitchen layout and furniture positions are for indicative purposes only. The computer generated image is for illustrative purposes only and it is from an imaginary viewpoint within an open space area. Its purpose is to give a feel for the development, not an accurate description of each property. The illustration shows a typical Taylor Wimpey home of this type, but there are, however, variances from site to site. External materials, finishes, landscaping and the position of garages (where provided) may vary throughout the development. Properties may also be built handed (mirror image). Images may include optional upgrades at an additional cost. Please ask for further details. TWY 72850/APRIL 2023.





# The Byford

3 BEDROOM HOME, TOTAL 976 sq ft / 90.67m<sup>2</sup>



## GROUND FLOOR

**Lounge** max.

3.98m × 4.24m      13' 1" × 13' 11"

**Kitchen/Dining**

5.06m × 2.87m      16' 7" × 9' 5"



## FIRST FLOOR

**Bedroom 1** max.

3.98m × 3.00m      13' 1" × 9' 10"

**Bedroom 2**

2.82m × 3.46m      9' 2" × 11' 0"

**Bedroom 3**

2.15m × 3.91m      7' 1" × 12' 10"

[→ Discover more about this home](#)

[→ View our current availability](#)

\*Plot specific windows. The floor plans depict a typical layout of this house type. For exact plot specification, details of external and internal finishes, dimensions and floor plan differences consult your sales executive. All dimensions are + or - 50mm and floor plans are not shown to scale. The kitchen layout and furniture positions are for indicative purposes only. The computer generated image is for illustrative purposes only and it is from an imaginary viewpoint within an open space area. Its purpose is to give a feel for the development, not an accurate description of each property. The illustration shows a typical Taylor Wimpey home of this type, but there are, however, variances from site to site. External materials, finishes, landscaping and the position of garages (where provided) may vary throughout the development. Properties may also be built handed (mirror image). Images may include optional upgrades at an additional cost. Please ask for further details. TWY 72850/APRIL 2023.



# The Braxton

3 BEDROOM HOME, TOTAL 1,092 sq ft / 101.45m<sup>2</sup>



## GROUND FLOOR

Lounge max.

3.19m x 4.19m      10' 6" x 13' 9"

Kitchen/Dining max

4.25m x 3.43m      14' 0" x 11' 3"

## FIRST FLOOR

Bedroom 2 max.

4.25m x 2.82m      14' 0" x 9' 3"

Bedroom 3

2.11m x 3.59m      6' 11" x 11' 10"

## SECOND FLOOR

Bedroom 1

3.16m x 6.64m      10' 4" x 21' 10"

[→ Discover more about this home](#)

[→ View our current availability](#)

\*Plot specific windows. The floor plans depict a typical layout of this house type. For exact plot specification, details of external and internal finishes, dimensions and floor plan differences consult your sales executive. All dimensions are + or - 50mm and floor plans are not shown to scale. The kitchen layout and furniture positions are for indicative purposes only. The computer generated image is for illustrative purposes only and it is from an imaginary viewpoint within an open space area. Its purpose is to give a feel for the development, not an accurate description of each property. The illustration shows a typical Taylor Wimpey home of this type, but there are, however, variances from site to site. External materials, finishes, landscaping and the position of garages (where provided) may vary throughout the development. Properties may also be built handed (mirror image). Images may include optional upgrades at an additional cost. Please ask for further details. TWY 72850/APRIL 2023.



# The Kingdale

3 BEDROOM HOME, TOTAL 1,040 sq ft / 96.62m<sup>2</sup>



## GROUND FLOOR

### Lounge

3.07m × 5.41m      10' 1" × 17' 9"

### Kitchen/Dining max.

3.35m × 5.41m      11' 0" × 17' 9"



## FIRST FLOOR

### Bedroom 1

3.09m × 4.15m      10' 2" × 13' 7"

### Bedroom 2

3.33m × 2.95m      10' 11" × 9' 8"

### Bedroom 3

3.41m × 2.37m      11' 2" × 7' 9"

[→ View development](#)

[→ View our current availability](#)

\*Plot specific windows. The floor plans depict a typical layout of this house type. For exact plot specification, details of external and internal finishes, dimensions and floor plan differences consult your sales executive. All dimensions are + or - 50mm and floor plans are not shown to scale. The kitchen layout and furniture positions are for indicative purposes only. The computer generated image is for illustrative purposes only and it is from an imaginary viewpoint within an open space area. Its purpose is to give a feel for the development, not an accurate description of each property. The illustration shows a typical Taylor Wimpey home of this type, but there are, however, variances from site to site. External materials, finishes, landscaping and the position of garages (where provided) may vary throughout the development. Properties may also be built handed (mirror image). Images may include optional upgrades at an additional cost. Please ask for further details. TWY 72850/APRIL 2023.



# The Lydford

4 BEDROOM HOME, TOTAL 1,099 sq ft / 102.10m<sup>2</sup>



## GROUND FLOOR

### Lounge/Dining

4.31m x 4.02m      14' 2" x 13' 2"

### Kitchen

2.11m x 2.74m      6' 11" x 9' 0"



## FIRST FLOOR

### Bedroom 1

4.31m x 3.27m      14' 2" x 10' 9"

### Bedroom 2 max.

4.31m x 2.51m      14' 2" x 8' 3"

[→ Discover more about this home](#)

[→ View our current availability](#)

\*Plot specific windows. The floor plans depict a typical layout of this house type. For exact plot specification, details of external and internal finishes, dimensions and floor plan differences consult your sales executive. All dimensions are + or - 50mm and floor plans are not shown to scale. The kitchen layout and furniture positions are for indicative purposes only. The computer generated image is for illustrative purposes only and it is from an imaginary viewpoint within an open space area. Its purpose is to give a feel for the development, not an accurate description of each property. The illustration shows a typical Taylor Wimpey home of this type, but there are, however, variances from site to site. External materials, finishes, landscaping and the position of garages (where provided) may vary throughout the development. Properties may also be built handed (mirror image). Images may include optional upgrades at an additional cost. Please ask for further details. TWY 72850/APRIL 2023.



# The Elliston

4 BEDROOM HOME, TOTAL 1,249 sq ft / 116.04m<sup>2</sup>



## GROUND FLOOR

**Lounge max.**  
3.81m × 4.26m      12' 6" × 14' 0"

**Kitchen/Dining**  
4.89m × 2.90m      16' 1" × 9' 6"

## FIRST FLOOR

**Bedroom 2**  
2.73m × 3.15m      9' 0" × 10' 4"

**Bedroom 3 max.**  
2.34m × 3.31m      7' 8" × 10' 10"

**Bedroom 4 max.**  
2.45m × 3.31m      8' 1" × 10' 10"

## SECOND FLOOR

**Bedroom 1 max.**  
3.89m × 6.64m      12' 9" × 21' 10"

[➔ Discover more about this home](#)

[➔ View our current availability](#)

\*Plot specific windows. The floor plans depict a typical layout of this house type. For exact plot specification, details of external and internal finishes, dimensions and floor plan differences consult your sales executive. All dimensions are + or - 50mm and floor plans are not shown to scale. The kitchen layout and furniture positions are for indicative purposes only. The computer generated image is for illustrative purposes only and it is from an imaginary viewpoint within an open space area. Its purpose is to give a feel for the development, not an accurate description of each property. The illustration shows a typical Taylor Wimpey home of this type, but there are, however, variances from site to site. External materials, finishes, landscaping and the position of garages (where provided) may vary throughout the development. Properties may also be built handed (mirror image). Images may include optional upgrades at an additional cost. Please ask for further details. TWY 72850/APRIL 2023.

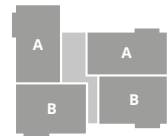


# The Roundhay

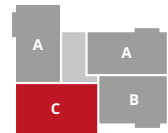
2 BEDROOM APARTMENT (C), TOTAL 753 sq ft / 69.95m<sup>2</sup>



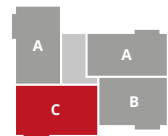
GROUND FLOOR



FIRST FLOOR



SECOND FLOOR



## PLOTS 142 & 146

<b>Kitchen</b>	3.90m × 2.50m	12' 8" × 8' 2"
<b>Lounge/Dining max.</b>	3.87m × 4.36m	12' 7" × 14' 3"
<b>Bedroom 1 max.</b>	3.24m × 5.14m	10' 6" × 16' 8"
<b>Bedroom 2</b>	2.95m × 3.51m	9' 7" × 11' 5"

[→ Discover more about this home](#)

[→ View our current availability](#)

\*Plot specific windows. The floor plans depict a typical layout of this house type. For exact plot specification, details of external and internal finishes, dimensions and floor plan differences consult your sales executive. All dimensions are + or - 50mm and floor plans are not shown to scale. The kitchen layout and furniture positions are for indicative purposes only. The computer generated image is for illustrative purposes only and it is from an imaginary viewpoint within an open space area. Its purpose is to give a feel for the development, not an accurate description of each property. The illustration shows a typical Taylor Wimpey home of this type, but there are, however, variances from site to site. External materials, finishes, landscaping and the position of garages (where provided) may vary throughout the development. Properties may also be built handed (mirror image). Images may include optional upgrades at an additional cost. Please ask for further details. TWY 72850/APRIL 2023.

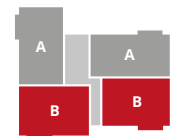


# The Harewood

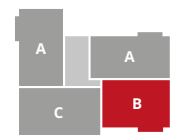
2 BEDROOM APARTMENT (B), TOTAL 657 sq ft / 61.03m<sup>2</sup>



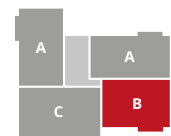
GROUND FLOOR



FIRST FLOOR



SECOND FLOOR



## PLOTS 138, 141, 145, & 149

Kitchen/Dining	3.89m × 3.05m	12' 8" × 10' 0"
Lounge	3.89m × 3.82m	12' 8" × 12' 5"
Bedroom 1 max.	2.90 × 4.95m	9' 5" × 16' 2"
Bedroom 2	2.47m × 3.21m	8' 1" × 10' 5"

[→ Discover more about this home](#)

[→ View our current availability](#)

\*Plot specific windows. The floor plans depict a typical layout of this house type. For exact plot specification, details of external and internal finishes, dimensions and floor plan differences consult your sales executive. All dimensions are + or - 50mm and floor plans are not shown to scale. The kitchen layout and furniture positions are for indicative purposes only. The computer generated image is for illustrative purposes only and it is from an imaginary viewpoint within an open space area. Its purpose is to give a feel for the development, not an accurate description of each property. The illustration shows a typical Taylor Wimpey home of this type, but there are, however, variances from site to site. External materials, finishes, landscaping and the position of garages (where provided) may vary throughout the development. Properties may also be built handed (mirror image). Images may include optional upgrades at an additional cost. Please ask for further details. TWY 72850/APRIL 2023.

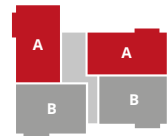


# The Bramham

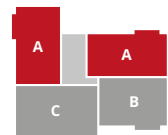
2 BEDROOM APARTMENT (A), TOTAL 656 sq ft / 60.94m<sup>2</sup>



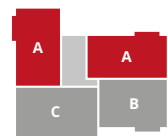
GROUND FLOOR



FIRST FLOOR



SECOND FLOOR



## PLOTS 139, 140, 143, 144, 147 & 148

<b>Kitchen</b>	3.90m × 1.60m	12' 8" × 5' 2"
<b>Lounge/Dining</b>	4.44m × 3.90m	14' 5" × 12' 8"
<b>Bedroom 1 max.</b>	4.35m × 3.09m	14' 3" × 10' 1"
<b>Bedroom 2</b>	2.75m × 3.03m	9' 0" × 9' 9"

[→ Discover more about this home](#)

[→ View our current availability](#)

\*Plot specific windows. The floor plans depict a typical layout of this house type. For exact plot specification, details of external and internal finishes, dimensions and floor plan differences consult your sales executive. All dimensions are + or - 50mm and floor plans are not shown to scale. The kitchen layout and furniture positions are for indicative purposes only. The computer generated image is for illustrative purposes only and it is from an imaginary viewpoint within an open space area. Its purpose is to give a feel for the development, not an accurate description of each property. The illustration shows a typical Taylor Wimpey home of this type, but there are, however, variances from site to site. External materials, finishes, landscaping and the position of garages (where provided) may vary throughout the development. Properties may also be built handed (mirror image). Images may include optional upgrades at an additional cost. Please ask for further details. TWY 72850/APRIL 2023.



# Ways to buy

---

Everyone knows buying a new home is an exciting time. But it can be a stressful one too, which is why our sales executives and customer relations managers are there to help every step of the way, from your initial enquiry right through to opening the front door of your new home for the first time.



## First time buyer?

---

 Here's how we can help

## Existing home owner?

---

 Here's how we can help



# Take your next step



Find your dream home on our website.



Book an appointment to view our show homes.



Take a virtual tour of our homes from the comfort of your sofa.



Have your questions answered by calling our sales executives on **0113 887 6379**.



Find out how we can get you moving with our buying schemes.

[→ Book an appointment](#)

[→ How to buy a home](#)



**VISION AT MEANWOOD** Potternewton Lane, Leeds, West Yorkshire, LS7 2SF

**CONTACT US ON 0113 887 6379**

# Taylor Wimpey

Taylor Wimpey in their efforts to improve designs reserve the right to alter site plans, floor plans, elevations and specifications without notice. All lifestyle and location imagery used within this brochure is indicative only. Taylor Wimpey houses are sold freehold and apartments are sold leasehold. Please see the development page on our website for further details. For terms and conditions on our schemes and incentives including Help to Buy, Part Exchange and easymover, go to [www.taylorwimpey.co.uk/terms](http://www.taylorwimpey.co.uk/terms). Information is correct at the time of going to print. Please speak to your sales executive for further details.