



9 Abbotsford Road

Blundellsands, Liverpool, L23 6UX

£380,000



9 Abbotsford Road

Blundellsands, Liverpool, L23 6UX

£380,000



External

Front Garden

The front garden of this property offers a picturesque welcome, with off-road parking available for multiple cars, ensuring convenience for residents and visitors alike. A lush lawn enhances the curb appeal, while a brick wall provides privacy and security. Mature shrubs and trees add natural beauty to the landscape, creating a tranquil environment. Side access adds practicality, and the presence of a garage offers additional parking or storage options. With its blend of practicality and aesthetics, the front garden sets the tone for the inviting ambiance of the entire property.

Rear Garden

The rear garden is a private sanctuary, perfect for relaxation and outdoor enjoyment. A spacious patio provides the ideal spot for alfresco dining or entertaining, while side access ensures convenience. An outside tap offers convenience for watering plants or cleaning outdoor equipment. Secure fencing provides privacy and security, allowing residents to enjoy peace of mind. An additional separate patio offers versatility, while a well-maintained lawn adds a touch of greenery. The presence of a shed provides storage space for gardening tools or outdoor equipment, while mature shrubs and trees enhance the natural beauty of the surroundings. With its array of features and inviting ambiance, the rear garden is a haven for outdoor living.

Internal

Ground Floor

Vestibule

4'04 x 3'00 (1.32m x 0.91m)

Welcoming you into the property, the vestibule features an UPVC double glazed door to the front elevation, ensuring both security and natural light. Vinyl flooring offers durability and easy maintenance, while wall lights provide a warm and inviting ambiance, setting the tone for the rest of the home.

Entrance Hall

9'03 x 14'08 (2.82m x 4.47m)

The entrance hall offers a spacious and practical entry point, with a wooden framed frosted single glazed door to the front elevation providing privacy and style. Vinyl flooring flows seamlessly throughout, complemented by a storage cupboard under the stairs for convenience. A radiator ensures warmth, while an UPVC double glazed window to the side elevation invites natural light into the space, creating a bright and welcoming atmosphere.

WC

3'02 x 6'02 (0.97m x 1.88m)

The WC offers convenience and functionality, featuring an UPVC double glazed window to the front elevation for natural light and ventilation. The room is partly-tiled for easy maintenance and includes essential amenities such as a WC and wash hand basin, providing practicality without compromising on style.

Kitchen/Diner

11'00 x 18'00 (3.35m x 5.49m)

The open-plan kitchen/diner is a hub of activity and socialisation, with an UPVC double glazed door and window to the rear elevation providing access to outdoor spaces and flooding the area with natural light. A range of wall and base units offer ample storage options, while an inset gas oven and extractor fan ensure culinary convenience. Space for a fridge freezer and washing machine adds further functionality, while the dining area features a separate radiator and continues the practical and stylish vinyl flooring.

Conservatory

9'07 x 9'06 (2.92m x 2.90m)

The conservatory offers a tranquil retreat, featuring a radiator for comfort and part-brick walls for stability and style. UPVC double glazed windows provide panoramic views of the surrounding landscape, while carpet flooring adds warmth and comfort underfoot. This versatile space is perfect for relaxation or entertaining, whatever the weather.

First Floor Landing

5'05 x 12'10 (1.65m x 3.91m)

The first floor landing offers a peaceful transition between rooms, featuring an UPVC frosted double glazed window to the side elevation, providing privacy and natural light. dark oak Karndean flooring ensures comfort underfoot and adds a touch of warmth to the space, creating a welcoming atmosphere for residents and guests alike.

Living Room

11'05 x 18'01 (3.48m x 5.51m)

The lounge is a sophisticated and inviting space, featuring an UPVC double glazed window and door to the front elevation, opening onto a balcony and offering scenic views of the surroundings. A Faber remote control Gas Fire provides warmth and ambiance, while a radiator ensures comfort during cooler months. dark oak Karndean flooring adds style and practicality, creating a cosy atmosphere for relaxation and entertainment.

Tel: 0151 924 1000

First Floor Shower Room

8'9 x 5'4 (2.67m x 1.63m)

The first floor shower room is both stylish and functional, with Vinyl flooring offering durability and easy maintenance. The room is part-tiled, adding visual interest and practicality to the space. A chrome radiator provides warmth and adds a contemporary touch, while essential amenities include a WC, wash hand basin, and shower. Downlights and an extractor fan enhance the ambiance and ventilation.

Bedroom One

10'05 x 16'00 (3.18m x 4.88m)

Bedroom one offers a peaceful retreat, with an UPVC double glazed window to the rear elevation providing natural light and scenic views. Fitted wardrobes offer ample storage space, while dark oak Karndean flooring adds warmth and style to the room, creating a comfortable and inviting atmosphere for rest and relaxation.

Second Floor Landing

8'05 x 12'04 (2.57m x 3.76m)

The second floor landing provides access to the upper level of the property together with Loft access that offers additional storage options. The landing featuring carpet flooring for comfort and durability. An UPVC frosted double glazed window to the side elevation ensures privacy while inviting natural light into the space, creating a bright and welcoming ambiance.

Bedroom Two

12'04 x 17'11 (3.76m x 5.46m)

Bedroom Two is a spacious and bright room, featuring two UPVC double glazed windows to the front elevation, offering scenic views and flooding the space with natural light. Exposed floorboards add character and charm, while fitted wardrobes offer ample storage

space. Two radiators ensure warmth and comfort, making this room a cozy and inviting retreat for residents.

Bedroom Three

9'03 x 11'03 (2.82m x 3.43m)

Bedroom Three is a spacious and versatile room, featuring an UPVC double glazed window to the side elevation offering views of the surrounding landscape. A radiator provides warmth, while fitted wardrobes offer ample storage space. Exposed floorboards add character and charm to the room, creating a cozy and inviting atmosphere for residents.

Bedroom Four

8'04 x 11'03 (2.54m x 3.43m)

Bedroom Four boasts character and style, with exposed floorboards adding warmth and charm to the space. Fitted wardrobes offer practical storage solutions, while an UPVC double glazed window to the frosted elevation ensures privacy and natural light. A radiator provides warmth, making this room a comfortable and inviting retreat.

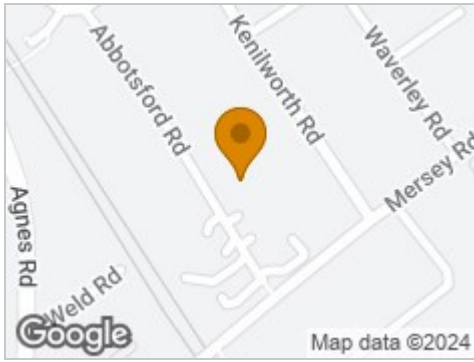
Second Floor Bathroom

8'05 x 5'02 (2.57m x 1.57m)

The second floor bathroom is a luxurious haven, fully tiled for a sleek and modern look. Amenities include a WC, wash hand basin, and bath, providing both style and functionality. A chrome towel rail adds a touch of elegance, while downlights and an extractor fan enhance the ambiance and ventilation, making this bathroom both practical and stylish.



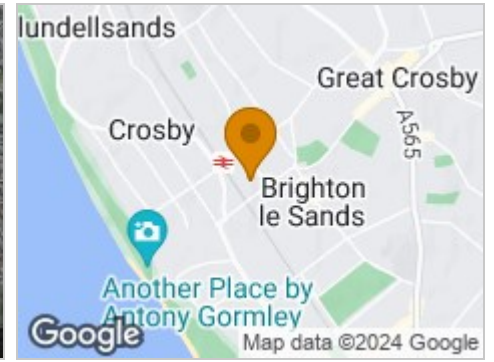
Road Map



Hybrid Map



Terrain Map



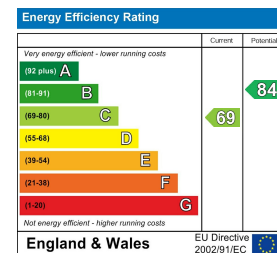
Floor Plan



Viewing

Please contact our Michael Moon Office on 0151 924 1000 if you wish to arrange a viewing appointment for this property or require further information.

Energy Efficiency Graph



These particulars, whilst believed to be accurate are set out as a general outline only for guidance and do not constitute any part of an offer or contract. Intending purchasers should not rely on them as statements of representation of fact, but must satisfy themselves by inspection or otherwise as to their accuracy. No person in this firm's employment has the authority to make or give any representation or warranty in respect of the property.